




# Kentucky High School Athletic Association

2280 Executive Drive ° Lexington, KY 40505 ° www.khsaa.org ° (859)299-5472 (859)293-5999 (fax)

## MEMORANDUM

To: Superintendent, Principal, and Athletic Director  
Iroquois High School

From: Brigid L. DeVries, Commissioner  
Larry Boucher, Assistant Commissioner 


Date: July 28, 2006

Subject: 2005-2006 Title IX Annual Report Forms Submission

Enclosed please find a copy of Form T-65, the 2005-2006 KHSAA Title IX Annual Report Submission Status Report. In addition, you may find an attachment with corrected copies of the forms submitted by your school personnel. Please review this information so the forms can be completed accurately in the future.

Also, KHSAA Audit Team Members may have requested resubmission of some of the 2005-2006 Annual Report Forms or need additional information on your athletic programs. Please submit this information by the date requested if this is applicable. Copies and all KHSAA Title IX documents must be kept current and included in your permanent Title IX File at the school. All documents are subject to Open Records Requests.

Should you need any further information, please do not hesitate to call anytime.



**KHSAA TITLE IX  
ANNUAL REPORT SUBMISSION  
STATUS REPORT  
2005-2006**

KHSAA  
Form T65 Revised 8/05

TO: KHSAA Member School Superintendents, Principals, and Athletic Directors

FROM: Brigid L. DeVries, Commissioner  
Larry Boucher, Assistant Commissioner

DATE: 7/27/2006

School	Iroquois	Reviewed by	Gordon Bocock
--------	----------	-------------	---------------

The following is a status report regarding the required 2005 - 2006 Title IX Annual Report submission of forms due into the KHSAA office by April 15, 2006. Appropriate KHSAA Audit Team personnel have reviewed these forms and the following is a summary of this review.

I. Checklist of Forms properly submitted in a satisfactory manner:

<input checked="" type="checkbox"/>	GE 19 (Annual Verification)	<input type="checkbox"/>	T-35 (Budget Expenses)
<input type="checkbox"/>	T-1 (Summary Program Chart 1)	<input type="checkbox"/>	T-36 (Budget Expenses)
<input type="checkbox"/>	T-2 (Summary Program Chart 2)	<input type="checkbox"/>	T-41 (Checklist – Overall Interscholastic Program)
<input type="checkbox"/>	T-3 (Summary Program Chart 3)	<input type="checkbox"/>	T-60 (Corrective Action Plan)
<input type="checkbox"/>	T-4 (Summary Program Chart 4)	<input type="checkbox"/>	T-63 (Interscholastic Survey Results)

II. Status

A.		2005 – 2006 Forms are satisfactory and no further information or action is necessary at this time.
B.		Errors have been noted with respect to the following forms:
C.		The following forms were omitted and must be submitted by school representatives:
D.	<input checked="" type="checkbox"/>	Other Recommendation and Comments: Did not pass any test - Corrective Action needed. The Gender Equity Committee needs to meet and discuss this issue and come up with ideas to bring the school into compliance to pass one of the three tests. Student survey and T-3 indicates an interest in soccer but corrective action does not show any plans in regard to this. A Corrective Action Plan needs to be resubmitted, along with minutes of the Gender Equity Committee that shows the steps taken to correct these two situations to the KHSAA office by August 31, 2006.

2005-2006



ACCOMMODATION OF INTERESTS AND ABILITIES  
SUMMARY PROGRAM CHART 4

Levels of Competition Test One

		Column 1	Column 2	Column 3
Girls	Team Levels	Number of Teams Currently Offered	Number of Participants	Percentage of Participants at Each Level
Row 1	varsity:	8	80	66.1
Row 2	j.v.:	3	41	<del>33.2</del> 33.9
Row 3	frosh:	0	0	0
Row 4	total:		121	100%
<b>Boys</b>				
Row 5	varsity:	9	150	68.2
Row 6	j.v.:	2	46	20.9
Row 7	frosh:	2	24	10.9
Row 8	total:		220	100%

- 1) Column 1, list the number of interscholastic teams offered for girls and boys at each competitive level; varsity, junior varsity, and freshman. (Refer to Form T-2, Accommodation of Interests and Abilities, Summary Program Chart 2, Column 1.)
- 2) For Column 2, list the number of participants at each level. For girls, total the entries in Rows 1, 2, and 3 into Row 4. For boys, total the entries in Rows 5, 6, and 7 into Row 8. (Refer to Form T-2, Accommodation of Interests and Abilities, Summary Program Chart 2, Column 2.)
- 3) For Column 3, calculate the percentage of female and male participants at each level.  
For girls' varsity, junior varsity, and frosh, respectively:
  - Divide Column 2, Row 1 by Column 2, Row 4, and place the percentage in Column 3, Row 1.
  - Divide Column 2, Row 2 by Column 2, Row 4, and place the percentage in Column 3, Row 2.
  - Divide Column 2, Row 3 by Column 2, Row 4, and place the percentage in Column 3, Row 3.
 For boys' varsity, junior varsity, and frosh, respectively:
  - Divide Column 2, Row 5 by Column 2, Row 8, and place the percentage in Column 3, Row 5.
  - Divide Column 2, Row 6 by Column 2, Row 8, and place the percentage in Column 3, Row 6.
  - Divide Column 2, Row 7 by Column 2, Row 8, and place the percentage in Column 3, Row 7.

Principal's Signature: Louis E. Aughley Jr. Date: 4-14-06



Kentucky High School Athletic Association



# KENTUCKY HIGH SCHOOL ATHLETIC ASSOCIATION

## TITLE IX

MEMBER SCHOOLS  
2005-2006 ANNUAL REPORT  
FORMS

485  
8693

Submit to KHSAA  
By April 15, 2006



# Kentucky High School Athletic Association

TO: Superintendent, Principal and Athletic Director  
KHSAA Member School

FROM: Larry Boucher, Assistant Commissioner



DATE: November 4, 2005

SUBJECT: Annual Title IX Self-Audit Report Forms  
2005-2006 School Year

Enclosed are the forms that are to be used in compiling the data required to be submitted by your school in your Annual Title IX Self-Audit. Please review the forms thoroughly since minor changes have been made from last year. As you know from previous Annual Self-Audit Report submissions over the last six years, it is due to the Kentucky High School Athletic Association no later than April 15<sup>th</sup>, 2006.

For your annual convenience, these report forms may also be found on the KHSAA website, [www.khsaa.org/titleix](http://www.khsaa.org/titleix).

Please remember that the Student Interest Survey is required in this year's report, and is included in this packet. Please administer internally the Student Survey (using Form T-61). However, submit with your April 15, 2006 Report only the Summary (Form T-63). Also, please remember that now that we are surveying our students only every other year, the number of your Survey responses should equal at least 80% of your enrollment.

If you have any questions, feel free to contact us.



**2005-2006 KENTUCKY HIGH SCHOOL ATHLETIC ASSOCIATION  
ANNUAL VERIFICATION OF TITLE IX PROCEDURES**  
(To be submitted by April 15, 2006 along with other required forms)

KHSAA  
Form GE19  
Rev. 9/05

The Iroquois High School, Louisville, Kentucky  
(Name of High School) (City)

certifies to the Kentucky High School Athletic Association that the following is an accurate and true representation of the facts surrounding compliance with 20 U.S.C. Sections 1681-1688, et. Seq. (also known as Title IX)

**I certify the following provisions in accordance with records at the school contained in the permanent Title IX file, and to the best of my knowledge have completed the following tasks (All boxes must be checked).**

- Established a gender equity committee at the high school. (list committee personnel and provide attachment if necessary)

Name	Address	Phone	Title
<u>SEE ATTACHED</u>			

- Scheduled a minimum of three meetings during the 2005-2006 school year on the following dates:

SEPTEMBER 26, 2005  
OCTOBER 12, 2005  
APRIL 24, 2006

- Designated the following person(s) as the Title IX coordinator for the school:

<u>DAEIN LONGY</u>	<u>ATHLETIC DIRECTOR</u>	<u>4419 CAMPBELL CIRCLE 40241</u>	<u>485-8269</u>
Name	Title	Address	Phone

- Designated the following person(s) as the Title IX coordinator for the district:

<u>CASEY L WALKER</u>	<u>DIRECTOR COMPLIANCE &amp; INVESTIGATIONS</u>	<u>3332 NEWBORN RD LOUISVILLE, KY 40232</u>	<u>485-3499</u>
Name	Title	Address	Phone

- School personnel are continuing to make periodic reviews of the boys' and girls' athletics program reflected in the Corrective Action Plan.

- In addition to the above information, the above referenced school maintains a complete permanent file relative to Title IX records including copies of the self-assessment audit, all corrective action plans, and other related materials.

Brian Sherrill  
Principal's Signature

02/02 2006  
Date

Stephen Beardsley  
Superintendent Signature

Joseph H. Hurdick  
School Board Chairpersons' Signature

(Send original copy to KHSAA - Maintain duplicate in Title IX school folder)

## Title IX Committee

---

Dr. Brian Shumate 4615 Taylor Blvd Louisville, KY 40215	Principal 485-8269
Darin Long 4615 Taylor Blvd Louisville, KY 40215	Athletic Director 485-8269
Mike Beard 4615 Taylor Blvd Louisville, KY 40215	Volleyball Coach 485-8269
Stephanie Stinnett 4615 Taylor Blvd Louisville, KY 40215	Softball Coach 485-8269
Robert Phillips 3341 Bohannon Av Louisville, KY 40215	Parent 361-2256
Johnny Mathies 3586 Georgetown Ct Louisville, KY 40215	Parent 363-1968
Jeremy Pendley 4615 Taylor Blvd Louisville, KY 40215	Student 485-8269
LaQuisha Wharton 4615 Taylor Blvd Louisville, KY 40215	Student 485-8269
Heather Davis 4615 Taylor Blvd Louisville, KY 40215	Student 485-8269
Greg Wallace 4615 Taylor Blvd Louisville, KY 40215	Student 485-8269

2005-2006  
**ACCOMMODATION OF INTERESTS AND ABILITIES**  
**SUMMARY PROGRAM CHART 1**

KHSAA  
 Form T1  
 Rev. 9/05

**Participation Opportunities Test One**

		(Column 1)	(Column 2)	(Column 3)	(Column 4)
	Program	Enrollment	Percentage of Total Enrollment	Number of Interscholastic Participants (double and triple count)	Percentage of Total Participation
Row 1	GIRLS	570	48%	155	36.3% ✓
Row 2	BOYS	617	52%	272	63.7%
Row 3	Totals	1187 ✓	100%	427 ✓	100%

Instructions:

\*Number of 8<sup>th</sup> grade students & below used in Column 3 and Column 4 calculations if applicable: 2.3%

- Determine the total number of girls enrolled, (place in Row 1, Column 1). Determine the total number of boys enrolled, (place in Row 2, Column 1).
- Add the total number of girls and boys enrolled to determine total enrollment, (place in Row 3, Column 1).
- Calculate the percentage of total enrollment that is female. (Divide Row 1, Column 1 by row 3, Column 1 and place in Row 1, Column 2.) Calculate the percentage of total enrollment that is male. (Divide Row 2, Column 1 by Row 3, Column 1 and place in Row 2, Column 2.) Note: Row 1, Column 2 plus Row 2, Column 2 should total 100%.
- Ask the head coaches to review the most updated eligibility or squad lists for their teams. Ask coaches to confirm the names of those individuals who are on the team as of the first **date of competition**, and cross out the names of those who were cut from the team or quit the team prior to the first competitive event. Determine the total number of interscholastic athletics participants that are girls, (and place in Row 1, Column 3). In order to determine the total number of athletics participants, an individual should be counted each time he or she participates on a team. For example, if Jane Doe competes on the varsity volleyball team, the junior varsity volleyball team, the junior varsity basketball team, and the varsity softball team, she should be counted as four participants (**do not include club or intramural sports participants, cheerleaders, dance teams, or pom squads**). Calculate the same way for boys and girls. \* In addition, should 8<sup>th</sup> grade students and below play on a Freshman, Junior Varsity, or Varsity team, they should also be counted for each team and sport on which they participate. If applicable, please asterisk the above notation as to how many 8<sup>th</sup> grade students & below are included in the totals. Using the same procedure, determine the total number of interscholastic athletic participants that are boys, (and place in Row 2, Column 3). Add Row 1, Column 3 plus Row 2, Column 3 to get total participants and place in Row 3, Column 3.
- Calculate the percentage of female participation. (Row 1, Column 3 divided by Row 3, Column 3 and place in Row 1, Column 4.) Calculate the percentage of male participation. (Row 2, Column 3 divided by Row 3, Column 3 and place in Row 2, Column 4.) Note: Row 1, Column 4 plus Row 2, Column 4 should total 100%.

Note: While being within three percent is not a formal compliance standard; if the percent listed in Row 1, Column 4 is within 3% of Row 1, Column 2, then it provides a good target within which compliance is likely.

Principal's Signature: Maria Summ Date: 4-14-06



2005-2006  
**ACCOMMODATION OF INTERESTS AND ABILITIES**  
**SUMMARY PROGRAM CHART 2**

KHSAA  
 Form T2  
 Rev. 9/05

**Participation Opportunities Test Two**

		Column 1	Column 2	Column 3	Column 4	Column 5
Program		Number of Teams Currently Offered	Number of Participants	Number of Teams Added Since the beginning of the 2001-2002 School Year	Number of Participants Added Since the beginning of the 2001-2002 School Year	Percent of Total Participation By Sex Added Since the beginning of the 2001-2002 School Year
<b>GIRLS</b>	Row 1	varsity:	7	111	2	5
	Row 2	j.v.:	2	37		
	Row 3	frosh:	1	7		
	Row 4	total:	10	155	2	5
<b>BOYS</b>	Row 5	varsity:	8	151	1	14
	Row 6	j.v.:	3	69		
	Row 7	frosh:	2	52		
	Row 8	total:	13	272	1	14

- 1) For Column 1, list the number of interscholastic teams offered for girls and boys at each competitive level (varsity, junior varsity, and freshman). For girls, total each of the entries in Rows 1, 2, and 3 into Row 4. For boys, total Rows 5, 6, and 7 into Row 8.
- 2) For Column 2, list the number of participants at each level. For girls, total each of the entries in Rows 1, 2, and 3 into Row 4. For boys, total Rows 5, 6, and 7 into Row 8. **Note:** The totals in Row 4 for girls and in Row 8 for boys must be the same as the totals in Form T-1, Column 3, Rows 1 and 2 respectively.
- 3) For Column 3, list the number of interscholastic teams that have been added in the last five years at each competitive level. Count each team added during the 5 year period only one time. e.g. Girl's junior varsity soccer was added 3 years ago, count the team only once, not 3 times. For girls, total the entries in Rows 1, 2, and 3 into Row 4. For boys, total Rows 5, 6, and 7 into Row 8.
- 4) For Column 4, list the number of participants that are currently on each level of the teams that were added in the last five years. If a team was added previously but no longer exists, there are no current participants to be added for that team. For girls, total the entries in Rows 1, 2, and 3 into Row 4. For boys, total Rows 5, 6, and 7 into Row 8.
- 5) For Column 5, calculate the percentage of participants that have been added in the last five years. For girls, take the number in Column 4, Row 4 and divide by the number in Column 2, Row 4. For boys, take the number in Column 4, Row 8 and divide it by the number in Column 2, Row 8.

Note: If the percentage of current participants added in the last five years is 25% or greater, compliance with test two may be possible. If less than 25%, then compliance with test three should be analyzed. **CAUTION:** 25% is not a formal compliance standard.

Principal's Signature: *Bonnie Stumpe* Date: 4-14-06

2005-2006

**ACCOMMODATION OF INTERESTS AND ABILITIES**  
**SUMMARY PROGRAM CHART 3**

**Participation Opportunities Test Three**

FOR ANY QUESTION ANSWERED "YES" IDENTIFY THE RESPECTIVE SPORT(S).

	GIRLS (Yes / No)		BOYS (Yes / No)
1. For a sport not currently played at the interscholastic level (varsity, junior varsity, or freshman) in your school, is there an intramural team offered for that sport?	No		No
2. For a sport <u>not</u> currently offered in your interscholastic athletics program, is there sufficient interest to form a viable interscholastic team based on participation on an intramural team or community recreation teams?	—		Bowling
3. For a sport <u>not</u> currently offered, is there sufficient interest, based on your most recent Student Interest Survey, to form a viable interscholastic team based on student responses from the interscholastic survey? If yes, what sport?	Soccer		Soccer
4. For a sport currently offered at the varsity level only, is there sufficient interest, based on your most recent Student Interest Survey, to form a viable team for a junior varsity or freshman team that is not currently offered?	No		No
5. For a sport currently offered at the junior varsity or freshman level is there sufficient interest, based on your most recent Student Interest Survey, to form a varsity team not currently offered?	No		No
6. If you answered YES to question (1), (2), (3), (4), or (5), are there enough high schools in your geographic area offering the sport (at the appropriate level) to allow for the development of a reasonable schedule of competition?	Yes		Yes

Principal's Signature: 

Date: 4-14-06

2005-2006

**ACCOMODATION OF INTERESTS AND ABILITIES**  
**SUMMARY PROGRAM CHART 4**

**Levels of Competition Test One**

		Column 1	Column 2	Column 3
Girls	Team Levels	Number of Teams Currently Offered	Number of Participants	Percentage of Participants at Each Level
Row 1	varsity:	7	111	72%
Row 2	j.v.:	2	37	24%
Row 3	frosh:	1	7	4%
Row 4	total:		155	100%
<b>Boys</b>				
Row 5	varsity:	8	151	55%
Row 6	j.v.:	3	69	25%
Row 7	frosh:	2	52	20%
Row 8	total:		272	100%

- 1) Column 1, list the number of interscholastic teams offered for girls and boys at each competitive level; varsity, junior varsity, and freshman. (Refer to Form T-2, Accommodation of Interests and Abilities, Summary Program Chart 2, Column 1.)
- 2) For Column 2, list the number of participants at each level. For girls, total the entries in Rows 1, 2, and 3 into Row 4. For boys, total the entries in Rows 5, 6, and 7 into Row 8. (Refer to Form T-2, Accommodation of Interests and Abilities, Summary Program Chart 2, Column 2.)
- 3) For Column 3, calculate the percentage of female and male participants at each level.  
For girls' varsity, junior varsity, and frosh, respectively:
  - Divide Column 2, Row 1 by Column 2, Row 4, and place the percentage in Column 3, Row 1.
  - Divide Column 2, Row 2 by Column 2, Row 4, and place the percentage in Column 3, Row 2.
  - Divide Column 2, Row 3 by Column 2, Row 4, and place the percentage in Column 3, Row 3.
For boys' varsity, junior varsity, and frosh, respectively:
  - Divide Column 2, Row 5 by Column 2, Row 8, and place the percentage in Column 3, Row 5.
  - Divide Column 2, Row 6 by Column 2, Row 8, and place the percentage in Column 3, Row 6.
  - Divide Column 2, Row 7 by Column 2, Row 8, and place the percentage in Column 3, Row 7.

Principal's Signature: *Min Stutz* Date: 4-14-06

**2005-2006 KHSAA TITLE IX ATHLETICS AUDIT**  
**Checklist - Overall Interscholastic Athletics Program**

KHSAA  
Form T41  
Rev. 9/05

**DIRECTIONS:**

For the Areas of Compliance (Opportunities and Benefits) listed on the left hand side of the page, place a checkmark under the appropriate column identifying whether your school provided an advantage to the Girls' Program, or to the Boys' Program or to Neither Program.

Areas of Compliance:	ADVANTAGE TO:		
	GIRLS' PROGRAM	BOYS' PROGRAM	NEITHER PROGRAM
<b>OPPORTUNITIES</b>			
Accommodation of Interest and Abilities			✓
<b>BENEFITS</b>			
Equipment and Supplies			✓
Scheduling of Games and Practice Time			✓
Travel and Per Diem Allowances			✓
Coaching			✓
Locker Rooms, Practice and Competitive Facilities			✓
Medical and Training Facilities and Services			✓
Publicity			✓
Support Services			✓
Athletic Scholarships			N/A
Tutoring			✓
Housing and Dining Facilities and Services			N/A
Recruitment of Student Athletes			N/A

Principal's Signature: *Kevin Shultz* Date: 4-14-06

SCHOOL NAME \_\_\_\_\_

2005-2006  
TITLE IX

CORRECTIVE ACTION PLAN

**DIRECTIONS:**

1. For Column 1, indicate the intended area which needs corrective action in order to achieve gender equity. For Column 2, write the suggested change or activities that will correct the area in need of alteration. For Column 3, include the estimated completion date for the changes or activities.
2. It is possible to attain compliance with Title IX and no longer need "corrective" action. However, the KHSAA strongly encourages compliant schools to identify items for improvement (Column 1), activities to accomplish the improvement (Column 2) and a timetable for completion (Column 3) that will strengthen the athletic program.
3. You may copy this form as needed. Please attach corrective action plans along with audit forms and submit by April 15, 2006.

COLUMN 1 ITEM FOR CORRECTION/ IMPROVEMENT	COLUMN 2 SUGGESTED CHANGE/ ACTIVITIES	COLUMN 3 TIME TABLE FOR CORRECTIVE ACTION/ COMPLETION
Complete Softball Press Box	Continue	Complete May 2006

Principal's Signature: Prin. Shunk

Date: 4-14-06



2005-2006 INTERSCHOLASTIC  
ATHLETICS SURVEY  
Summary of Student Responses

KHSAA  
Form T63  
Rev. 9/05

School Name: Iroquois High School  
School Enrollment: 1187 (SHOULD AGREE WITH FORM T-1)  
Date: 4/14/06  
Completed By: DARIN LONG

**Instructions:**

1. Summarize the Student Athletics Interest Surveys Form T-61 by listing the total number of responses on the line next to each sport.
2. Under the Other Category please provide a listing of the sports as well as the number of students who are interested in participating.
3. Please sign and date this Summary Form (T-63) and mail this Summary Form only to the KHSAA by April 15, 2006. Do not mail the student surveys (Form T-61). However, these Forms should be maintained in your files in the event they are requested subsequently.

1020 Number of Surveys  
745 Total Returned (*A minimum of 80% return is expected*) 73%  
9-12 Grades Surveyed (*Should be grades 9-11 and 8<sup>th</sup> grade if school has a feeder system*)

How Was The Survey Administered? All 1<sup>st</sup> Blak Classes  
(e.g. was it given in all English classes, or all home rooms, or advisee/advisor?)

**KHSAA Sanctioned Fall Sports** (*List Total Number of Participation Responses*)

21 Cross Country (Girls)  
19 Cross Country (Boys)  
144 Football (Boys)  
8 Golf (Girls)  
12 Golf (Boys)  
25 Soccer (Girls)  
22 Soccer (Boys)  
87 Volleyball (Girls)

**Winter Sport** (List Total Number of Participation Responses)

55 Basketball (Girls)  
242 Basketball (Boys)  
34 Indoor Track (Girls)  
14 Indoor Track (Boys)  
71 Swimming & Diving (Girls)  
22 Swimming & Diving (Boys)  
35 Wrestling (Boys)

**Spring Sport** (List Total Number of Participation Responses)

94 Baseball (Boys)  
33 Fast Pitch Softball (Girls)  
20 Slow Pitch Softball (Girls)  
49 Tennis (Girls)  
14 Tennis (Boys)  
51 Track (Girls)  
53 Track (Boys)

**Non-KHSAA Sanctioned Sports** (From Student Survey T-61 Question 10)

73 Archery  
31 Field Hockey  
97 Bowling  
18 Boys' Gymnastics  
86 Girls' Gymnastics  
42 Ice Hockey  
17 Boys' Lacrosse  
12 Girls' Lacrosse  
64 Rifle  
24 Rodeo  
16 Boys' Volleyball  
35 Water Polo  
181 Weightlifting

**Number of Students who participate in Intramural Sports**

(From Student Survey T-61 Question 5)

<u>Sport</u>	<u>Number</u>
N/A - Not offered at IHS	N/A

**List Intramural Sports students are interested in adding:**

(From Student Survey T-61 Question 6)

<u>Sport</u>	<u>Number</u>
Basketball	42
Volleyball	10
Swimming	4
Hockey Stick	2
PANINIBALL	3

**Participation in Non-School Sports Activities**

(From Student Survey T-61 Question 7)

<u>Sport</u>	<u>Number</u>
BASKETBALL	74
FOOTBALL	22
Gymnastics	4

**Reasons for not participating in interscholastic athletics**

(From Survey Question 8)

- 40 I prefer other activities such as band, chorus, etc.
- 138 I don't have time
- 32 The practice schedules and game times are inconvenient
- 35 The sport I like isn't offered
- 23 It's too expensive
- 18 I prefer to participate in club or intramural sports
- 87 Working
- 93 Other:

Student Suggestions to encourage participation

- More FREE CLINICS
- No Academic STANDARDS
- More School SIGNS
- 
- 

Prin Shumak  
Principal's Signature

11-14-06  
Date





4615 TAYLOR BOULEVARD  
 LOUISVILLE, KY 40215  
 Phone: (502) 485-8269  
 Fax: (502) 485-8033

**IROQUOIS HIGH  
 SCHOOL MAGNET  
 CAREER ACADEMY**

# Fax

To: KHSAA From: Dawn Lewis  
 Fax: 859-293-5999 Date:  
 Phone: Pages: 1 of 4  
 Re: CC:

- Urgent
- For Review
- Please Comment
- Please Reply
- Please Recycle

**•Comments:**

ATTN: Veg ISSACS

Iroquois HS TITLE IX RESUBMIT  
for Gordon Babcock.

**TO INCLUDE BOOSTER CLUB FUNDING**

	equipment and supplies		travel		awards		coaches' salaries (to include supplemental and extended employment; dollar amount needed)		facilities improvements		publications (if sport-specific)	
	Expenditures		Expenditures		Expenditures		Expenditures		Expenditures		Expenditures	
	School	Booster	School	Booster	School	Booster	School	Booster	School	Booster	School	Booster
G basketball	2634.00		4117.00 (7)		105.00		10117.00 (1)		3000.00 (2)			
B basketball	3331.00		3397.11		75.00		8002.00 (1)					
G softball	2485.00		1242.80		TBD		3193.00 (1)		3500.00 (3)			
B baseball	2141.00		1242.80		TBD		4501.00 (1)					
G cross country	65.00		113.01		83.00		2020.00		1140.00 (4)			
B cross country			113.01		83.00		2020.00		1140.00 (4)			
G golf	120.00		113.01				2267.00					
B golf	120.00		113.01				2267.00					
G soccer												
B soccer												
G swimming												
B swimming												

hundred) for the entire school year of 2004-2005 ending June 30, 2005.

2. Booster Club Funding/Contributions must be included in the expenditures total.

Principal's Signature:

*Bonnie Shultz*

Treasurer MS

Date:

5-12-06

2005-2006

ACTUAL EXPENDITURES - PROGRAM COMPARISON CHART 2

2. Booster Club Funding/Contributions must be included in the expenditures total.

	equipment and supplies		travel		awards		coaches' salaries (to include supplemental and extended employment; dollar amount needed)		facilities improvements		publications (if sport-specific)	
	School	Booster	School	Booster	School	Booster	School	Booster	School	Booster	School	Booster
G track	590.00		372.84		TBD		2420.00		1140.00	(4)		
B track	525.00		186.42		TBD		2420.00		1140.00	(4)		
G tennis			31.07		TBD		1744.00					
B tennis			31.07		TBD		1744.00					
G volleyball	455.00		1356.15		15.00				700.00	(8)		
B wrestling	6635.00		754.91		30.00							
G (list sport)												
B football	8664.00		2712.30		75.00		9228.00		1140.00	(4)		
G (list sport)												
B (list sport)												

Indicate percentage of total expenditures for each gender:

Gender	Expenditures	Percentage
Boys	\$ 63,831.63	58.5%
Girls	\$ 45,139.48	41.5%
Total:	\$ 108,971.11	100%

Principal's Signature: [Signature] Date: 5-10-06

*Illinois HS*  
T-35/T-36 Footnotes

---

- (1) The disparity in salaries between girl's basketball and boy's basketball and baseball and softball can be attributed to coach's experience. Jefferson County Public Schools pays coaches on a sliding scale based on steps or years of experience. Three of our boy's basketball coaches and both of our softball coaches are first year coaches. Two of our girl's basketball coaches and our head baseball coach are at the maximum portion of the scale.
- (2) Our girl's basketball locker room was out of compliance, therefore, this year we added individual wooden lockers, paint, and a new entrance in to the locker facilities.
- (3) Part of our 2005-06 plan is to add a two-story press box to our softball field. Construction has started.
- (4) We spent \$5,700 on improving our stadium. We painted all buildings, fences, major field lighting repair, and a protective fence topper. We split the amount evenly between the five teams that train or participate on the track or main field.
- (5) Monthly transportation costs are turned into Jefferson County Public School Board as a monthly total. Several sports will ride our activity busses at the same time. Therefore, for each season we calculated transportation costs based on a percentage we gave to each team based on size of the team and games played.
- (6) We have started a wrestling program and the new costs include \$6000 for wrestling mats in order to have home matches in 2006-07.
- (7) Discrepancy based on girl's basketball team advancing to regional and state tournament. Boy's basketball ended in district play.
- (8) Major improvement was the purchase of an official's stand.

2005-2006  
**ACTUAL EXPENDITURES - PROGRAM COMPARISON CHART I**  
**TO INCLUDE BOOSTER CLUB FUNDING**

	equipment and supplies		travel		awards		coaches' salaries (to include supplemental and extended employment; dollar amount needed)		facilities improvements		publications (if sport-specific)	
	Expenditures		Expenditures		Expenditures		Expenditures		Expenditures		Expenditures	
	School	Booster	School	Booster	School	Booster	School	Booster	School	Booster	School	Booster
G basketball	2634. <sup>00</sup>				75. <sup>00</sup>		10,117. <sup>00</sup>		3000. <sup>00</sup>			
B basketball	3331. <sup>00</sup>				75. <sup>00</sup>		8,002. <sup>00</sup>					
G softball	2485. <sup>00</sup>						3193. <sup>00</sup>		3500. <sup>00</sup>			
B baseball	2141. <sup>00</sup>						4501. <sup>00</sup>					
G cross country	65. <sup>00</sup>				83. <sup>00</sup>		2020. <sup>00</sup>		1140. <sup>00</sup>			
B cross country					83. <sup>00</sup>		2020. <sup>00</sup>		1140. <sup>00</sup>			
G golf							2267. <sup>00</sup>					
B golf							2267. <sup>00</sup>					
G soccer												
B soccer												
G swimming												
B swimming												

- Total expenditures on T-35 and T-36 on the 2005-2006 year report due by April 15, 2006, should reflect the total monies spent (rounded off to nearest hundred) for the entire school year of 2004-2005 ending June 30, 2005.
- Booster Club Funding/Contributions must be included in the expenditures total.

Principal's Signature: *Donna Swartz* Date: 4-14-06

**2005-2006  
ACTUAL EXPENDITURES - PROGRAM COMPARISON CHART 2  
TO INCLUDE BOOSTER CLUB FUNDING**

	equipment and supplies		travel		awards		coaches' salaries (to include supplemental and extended employment; dollar amount needed)		facilities improvements		publications (if sport-specific)	
	Expenditures		Expenditures		Expenditures		Expenditures		Expenditures		Expenditures	
	School	Booster	School	Booster	School	Booster	School	Booster	School	Booster	School	Booster
G track	590. <sup>00</sup>						2420. <sup>00</sup>		1176. <sup>00</sup>			
B track	575. <sup>00</sup>						2420. <sup>00</sup>		1146. <sup>00</sup>			
G tennis							1744. <sup>00</sup>					
B tennis							1744. <sup>00</sup>					
G volleyball	455. <sup>00</sup>				15. <sup>00</sup>							
B wrestling	6635. <sup>00</sup>											
G (list sport)												
B football	8664. <sup>00</sup>				75. <sup>00</sup>		9228. <sup>00</sup>		1140. <sup>00</sup>			
G (list sport)												
B (list sport)												

1. Total expenditures on T-35 and T-36 on the 2005-2006 year report due by April 15, 2006, should reflect the total monies spent (rounded off to nearest hundred) for the entire school year of 2004-2005 ending June 30, 2005.

2. Booster Club Funding/Contributions must be included in the expenditures total.

Indicate percentage of total expenditures for each gender:

Gender	Expenditures	Percentage
Boys	\$ 24,949. <sup>00</sup>	60%
Girls	\$ 15,182. <sup>00</sup>	38%
<b>Total:</b>	<b>\$ 40,131.<sup>00</sup></b>	<b>100%</b>

360  
0490

155  
272

Principal's Signature: Brian Stewart Date: 4-14-06