

**KHSAA TITLE IX
ANNUAL REPORT SUBMISSION
STATUS REPORT
2005-2006**

Fay: Put in Dr. Mullins' mail box
KHSAA Form T65 Revised 8/05 *Jef.*

TO: KHSAA Member School Superintendents, Principals, and Athletic Directors

FROM: Brigid L. DeVries, Commissioner
Larry Boucher, Assistant Commissioner

DATE: 7/27/2007 2006

School	McLean County	Reviewed by	Martha Mullins
--------	---------------	-------------	----------------

The following is a status report regarding the required 2005 - 2006 Title IX Annual Report submission of forms due into the KHSAA office by April 15, 2006. Appropriate KHSAA Audit Team personnel have reviewed these forms and the following is a summary of this review.

I. Checklist of Forms properly submitted in a satisfactory manner:

	GE 19 (Annual Verification)	X	T-35 (Budget Expenses)
X	T-1 (Summary Program Chart 1)	X	T-36 (Budget Expenses)
X	T-2 (Summary Program Chart 2)	X	T-41 (Checklist - Overall Interscholastic Program)
	T-3 (Summary Program Chart 3)	X	T-60 (Corrective Action Plan)
X	T-4 (Summary Program Chart 4)	X	T-63 (Interscholastic Survey Results)

II. Status

A.		2005 - 2006 Forms are satisfactory and no further information or action is necessary at this time.
B.	X	Errors have been noted with respect to the following forms: The boxes on the left margin of form GE-19 were not checked; signature date was omitted. Please resubmit GE-19 by September 15, 2006 with corrections.
C.		The following forms were omitted and must be submitted by school representatives:
D.	X	Other Recommendation and Comments: It is recommended that student representation be added to the Gender Equity Review Committee. Please resubmit form T-3 with an explanation of why the interest in girls' soccer was not noted. Because this interest has been indicated on the student interests survey for several years, please list it on the Corrective Action Plan, form T-60 for 2006-2007. Forms T-35 and T-36 indicated a differential of eight percent between the ratio of participation and the allocation of funds between the sexes. The figures indicated that \$741 was spent per male athlete as opposed to \$526 per female athlete, a \$214 differential. A standard benchmark that has been used to accommodate differences among sports is \$100. School personnel should continue to monitor spending to ensure no gender bias is involved.

OK



**2005-2006 KENTUCKY HIGH SCHOOL ATHLETIC ASSOCIATION
ANNUAL VERIFICATION OF TITLE IX PROCEDURES**
(To be submitted by April 15, 2006 along with other required forms)

KHSAA
Form GE19
Rev. 9/05

The McLean County High School, Calhoun, Kentucky
(Name of High School) (City)

certifies to the Kentucky High School Athletic Association that the following is an accurate and true representation of the facts surrounding compliance with 20 U.S.C. Sections 1681-1688, et. Seq. (also known as Title IX)

I certify the following provisions in accordance with records at the school contained in the permanent Title IX file, and to the best of my knowledge have completed the following tasks (All boxes must be checked).

Established a gender equity committee at the high school. (list committee personnel and provide attachment if necessary)

Name	Address	Phone	Title
Tommy Burchough	5460 HWY 81 S Rumsey, KY 42371	270-736-5611	Principal / Baseball Coach
Nick Belling	2415 Southtown Blvd Owensboro, KY 42301	270-316-4699	A.I.D.
Marcus Kimbrell	2974 Turfway Drive Owensboro, KY 42303	270-302-0681	Football Coach
Kim Swift	235 School Street Island, KY 42350	270-486-9770	EP Softball / Co Bball Coach
Kelly Coursey	405 Shultz Lane Livermore, KY 42352	270-278-9315	V-ball Coach
Paula Ayer	1525 St Rte 1792 Calhoun, KY 42327	270-273-3259	Parent
Logan Puckett	210 Brentwood Drive Livermore, KY 42352	270-278-2914	Parent

Scheduled a minimum of three meetings during the 2005-2006 school year on the following dates:

November, 3 2005

Feb, 1 2006

April, 12 2006

Designated the following person(s) as the Title IX coordinator for the school:

Tommy Burchough Principal 5460 HWY 81 S. Rumsey, KY 42371 270-736-5611
Name Title Address Phone

Designated the following person(s) as the Title IX coordinator for the district:

Earl Melloy Superintendent 2990 St Rte 250 Calhoun, KY 42327 270-273-5527
Name Title Address Phone

School personnel are continuing to make periodic reviews of the boys' and girls' athletics program reflected in the Corrective Action Plan.

In addition to the above information, the above referenced school maintains a complete permanent file relative to Title IX records including copies of the self-assessment audit, all corrective action plans, and other related materials.

Tommy Burchough
Principal's Signature

4/11/06
Date

Earl Melloy
Superintendent Signature

[Signature]
School Board Chairperson's Signature

(Send original copy to KHSAA - Maintain duplicate in Title IX school folder)

Student Members for Gender Equity Review Committee
McLean County High School

Scotty Woodburn
496 Foster Lane
Sacramento, KY 42372
270-736-5242

Tiffany Ayer
1525 HWY1792
Calhoun, KY 42327
270-273-3259

Miles Puckett
210 Brentwood Drive
Livermore, KY 42352
270-278-2914

Casey Cummings
185 High St.
Calhoun, KY 42327
270-273-0001

2005-2006
ACCOMMODATION OF INTERESTS AND ABILITIES
SUMMARY PROGRAM CHART 1

KHSAA
 Form T1
 Rev. 9/05

Participation Opportunities Test One

		(Column 1)	(Column 2)	(Column 3)	(Column 4)
	Program	Enrollment	Percentage of Total Enrollment	Number of Interscholastic Participants (double and triple count)	Percentage of Total Participation
Row 1	GIRLS	222	48	105	47
Row 2	BOYS	240	52	118	53
Row 3	Totals	462	100%	223	100%

Instructions:

*Number of 8th grade students & below used in Column 3 and Column 4 calculations if applicable: 49

- 1) Determine the total number of girls enrolled, (place in Row 1, Column 1). Determine the total number of boys enrolled, (place in Row 2, Column 1).
- 2) Add the total number of girls and boys enrolled to determine total enrollment, (place in Row 3, Column 1).
- 3) Calculate the percentage of total enrollment that is female. (Divide Row 1, Column 1 by row 3, Column 1 and place in Row 1, Column 2.) Calculate the percentage of total enrollment that is male. (Divide Row 2, Column 1 by Row 3, Column 1 and place in Row 2, Column 2.) Note: Row 1, Column 2 plus Row 2, Column 2 should total 100%.
- 4) Ask the head coaches to review the most updated eligibility or squad lists for their teams. Ask coaches to confirm the names of those individuals who are on the team as of the first **date of competition**, and cross out the names of those who were cut from the team or quit the team prior to the first competitive event. Determine the total number of interscholastic athletics participants that are girls, (and place in Row 1, Column 3). In order to determine the total number of athletics participants, an individual should be counted each time he or she participates on a team. For example, if Jane Doe competes on the varsity volleyball team, the junior varsity volleyball team, the junior varsity basketball team, and the varsity softball team, she should be counted as four participants (**do not include club or intramural sports participants, cheerleaders, dance teams, or pom squads**). Calculate the same way for boys and girls. * In addition, should 8th grade students and below play on a Freshman, Junior Varsity, or Varsity team, they should also be counted for each team and sport on which they participate. If applicable, please asterisk the above notation as to how many 8th grade students & below are included in the totals. Using the same procedure, determine the total number of interscholastic athletic participants that are boys, (and place in Row 2, Column 3). Add Row 1, Column 3 plus Row 2, Column 3 to get total participants and place in Row 3, Column 3.
- 5) Calculate the percentage of female participation. (Row 1, Column 3 divided by Row 3, Column 3 and place in Row 1, Column 4.) Calculate the percentage of male participation. (Row 2, Column 3 divided by Row 3, Column 3 and place in Row 2, Column 4.) Note: Row 1, Column 4 plus Row 2, Column 4 should total 100%.

Note: While being within three percent is not a formal compliance standard; if the percent listed in Row 1, Column 4 is within 3% of Row 1, Column 2, then it provides a good target within which compliance is likely.

Principal's Signature: Tommy Banoff Date: 4-11-06

2005-2006
ACCOMMODATION OF INTERESTS AND ABILITIES
SUMMARY PROGRAM CHART 2

KHSAA
 Form T2
 Rev. 9/05

Participation Opportunities Test Two

		Column 1	Column 2	Column 3	Column 4	Column 5	
Program		Number of Teams Currently Offered	Number of Participants	Number of Teams Added Since the beginning of the 2001-2002 School Year	Number of Participants Added Since the beginning of the 2001-2002 School Year	Percent of Total Participation By Sex Added Since the beginning of the 2001-2002 School Year	
GIRLS	Row 1	varsity:	6	66	2	12	
	Row 2	j.v.:	3	24	1	6	
	Row 3	frosh:	2	15	0	0	
	Row 4	total:	11	105	3	18	17
BOYS	Row 5	varsity:	6	80	0	0	
	Row 6	j.v.:	3	30	0	0	
	Row 7	frosh:	2	8	0	0	
	Row 8	total:	11	118	0	0	0

- 1) For Column 1, list the number of interscholastic teams offered for girls and boys at each competitive level (varsity, junior varsity, and freshman). For girls, total each of the entries in Rows 1, 2, and 3 into Row 4. For boys, total Rows 5, 6, and 7 into Row 8.
- 2) For Column 2, list the number of participants at each level. For girls, total each of the entries in Rows 1, 2, and 3 into Row 4. For boys, total Rows 5, 6, and 7 into Row 8. **Note:** The totals in Row 4 for girls and in Row 8 for boys must be the same as the totals in Form T-1, Column 3, Rows 1 and 2 respectively.
- 3) For Column 3, list the number of interscholastic teams that have been added in the last five years at each competitive level. Count each team added during the 5 year period only one time. e.g. Girl's junior varsity soccer was added 3 years ago, count the team only once, not 3 times. For girls, total the entries in Rows 1, 2, and 3 into Row 4. For boys, total Rows 5, 6, and 7 into Row 8.
- 4) For Column 4, list the number of participants that are currently on each level of the teams that were added in the last five years. If a team was added previously but no longer exists, there are no current participants to be added for that team. For girls, total the entries in Rows 1, 2, and 3 into Row 4. For boys, total Rows 5, 6, and 7 into Row 8.
- 5) For Column 5, calculate the percentage of participants that have been added in the last five years. For girls, take the number in Column 4, Row 4 and divide by the number in Column 2, Row 4. For boys, take the number in Column 4, Row 8 and divide it by the number in Column 2, Row 8.

Note: If the percentage of current participants added in the last five years is 25% or greater, compliance with test two may be possible. If less than 25%, then compliance with test three should be analyzed. **CAUTION:** 25% is not a formal compliance standard.

Principal's Signature: Tommy Burroughs Date: 4-11-06

2005-2006
ACCOMMODATION OF INTERESTS AND ABILITIES
SUMMARY PROGRAM CHART 3

Participation Opportunities Test Three

FOR ANY QUESTION ANSWERED "YES" IDENTIFY THE RESPECTIVE SPORT(S).

	GIRLS (Yes / No)		BOYS (Yes / No)
1. For a sport not currently played at the interscholastic level (varsity, junior varsity, or freshman) in your school, is there an intramural team offered for that sport?	No		No
2. For a sport <u>not</u> currently offered in your interscholastic athletics program, is there sufficient interest to form a viable interscholastic team based on participation on an intramural team or community recreation teams?	No		No
3. For a sport <u>not</u> currently offered, is there sufficient interest, based on your most recent Student Interest Survey, to form a viable interscholastic team based on student responses from the interscholastic survey? If yes, what sport?	Yes Girls Soccer *See Attached Letter		No
4. For a sport currently offered at the varsity level only, is there sufficient interest, based on your most recent Student Interest Survey, to form a viable team for a junior varsity or freshman team that is not currently offered?	No		No
5. For a sport currently offered at the junior varsity or freshman level is there sufficient interest, based on your most recent Student Interest Survey, to form a varsity team not currently offered?	No		No
6. If you answered YES to question (1), (2), (3), (4), or (5), are there enough high schools in your geographic area offering the sport (at the appropriate level) to allow for the development of a reasonable schedule of competition?	Yes		No

Principal's Signature: _____

Tommy Buehl

Date: _____

8-28-06



McLean County Board of Education

283 Main Street • P. O. Box 245 • Calhoun, Kentucky 42327

(270) 273-5257 • Fax (270) 273-5259

August 28, 2006

BOARD OF EDUCATION

Otis Griffin, Jr.
Chairman

William Lovell
Vice Chairman

Rodney Howard

Wendell Miller

Joyce Penrod Sutton

Earl Melloy
Superintendent

Judy Brown Campbell
Instructional Supervisor

Deborah De Armond
Director of Federal Programs

Richard Edds
Director of Special Education

Andy Groves
Director of Facilities

David Stokes
Finance Officer

Vicki Hughes
Director of School Food Services

Steve Riggs
Director Pupil Personnel/Transportation

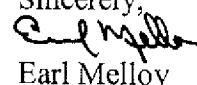
Larry Boucher, Assistant Commissioner
Kentucky High School Athletic Association
2280 Executive Drive
Lexington, KY 40505

Dear Assistant Commissioner Boucher,

This letter is in reference to our phone call earlier today. It is my desire to explain why the interest in girl's soccer indicated in previous surveys has not been noted. We recognize and will continue to monitor interest in girl's soccer. It is my belief that McLean County High School has met one of three Participation Opportunity Interest Tests and is compliant in regards to male versus female interscholastic athletic opportunities. We began girl's volleyball four years ago in an attempt to provide our female student athletes with more opportunities in interscholastic athletics.

We are currently in the process of renovating our track and tennis facilities along with the visitor's football bleachers and those projects hopefully will not exceed \$120,000.00. We have been approved by the Kentucky Department of Education to utilize unused Capital Outlay funds for those projects and the amount of funding we have available is \$120,000.00. We struggle to adequately maintain the various sports that we now provide for our student athletes. We have noted "yes" on the Accommodation of Interests and Abilities Summary Program Chart 3 to question #3. Since we feel we are in compliance, and we struggle financially to properly fund existing athletic offerings, I respectfully request consideration be given that we not offer girl's soccer at McLean County High School.

I urge you to contact me should you have concerns or questions relating to this issue and athletic offerings at McLean County High School. We strive to be good members of the Kentucky High School Athletic Association and want to conduct our athletic program within the guidelines and regulations of the KHSAA. I appreciate you attention, cooperation, and concern with this issue.

Sincerely,

Earl Melloy

2005-2006
ACCOMODATION OF INTERESTS AND ABILITIES
SUMMARY PROGRAM CHART 4

Levels of Competition Test One

		Column 1	Column 2	Column 3
Girls	Team Levels	Number of Teams Currently Offered	Number of Participants	Percentage of Participants at Each Level
Row 1	varsity:	6	66	63
Row 2	j.v.:	3	24	23
Row 3	frosh:	2	15	14
Row 4	total:	11	105	100%
Boys				
Row 5	varsity:	6	80	68
Row 6	j.v.:	3	30	25
Row 7	frosh:	2	8	7
Row 8	total:	11	118	100%

- 1) Column 1, list the number of interscholastic teams offered for girls and boys at each competitive level; varsity, junior varsity, and freshman. (Refer to Form T-2, Accommodation of Interests and Abilities, Summary Program Chart 2, Column 1.)
- 2) For Column 2, list the number of participants at each level. For girls, total the entries in Rows 1, 2, and 3 into Row 4. For boys, total the entries in Rows 5, 6, and 7 into Row 8. (Refer to Form T-2, Accommodation of Interests and Abilities, Summary Program Chart 2, Column 2.)
- 3) For Column 3, calculate the percentage of female and male participants at each level.
For girls' varsity, junior varsity, and frosh, respectively:
 - Divide Column 2, Row 1 by Column 2, Row 4, and place the percentage in Column 3, Row 1.
 - Divide Column 2, Row 2 by Column 2, Row 4, and place the percentage in Column 3, Row 2.
 - Divide Column 2, Row 3 by Column 2, Row 4, and place the percentage in Column 3, Row 3.
 -
 For boys' varsity, junior varsity, and frosh, respectively:
 - Divide Column 2, Row 5 by Column 2, Row 8, and place the percentage in Column 3, Row 5.
 - Divide Column 2, Row 6 by Column 2, Row 8, and place the percentage in Column 3, Row 6.
 - Divide Column 2, Row 7 by Column 2, Row 8, and place the percentage in Column 3, Row 7.

Principal's Signature: Tommy Z... Date: 7-11-06

**2005-2006
ACTUAL EXPENDITURES - PROGRAM COMPARISON CHART 1
TO INCLUDE BOOSTER CLUB FUNDING**

	equipment and supplies		travel		awards		coaches' salaries (to include supplemental and extended employment; <i>dollar amount needed</i>)		facilities improvements		publications (if sport-specific)	
	Expenditures		Expenditures		Expenditures		Expenditures		Expenditures		Expenditures	
	School	Booster	School	Booster	School	Booster	School	Booster	School	Booster	School	Booster
G basketball	8600	300	3600		900		10600					
B basketball	7800	200	4600		900		10600				100	
G softball	2000	300	2300		200		4500		8800			
B baseball	9000	200	2600		200		4500		2500			
G cross country												
B cross country												
G golf	200	100	1100		100		1200					
B golf	800	100	1400		100		1200					
G soccer												
B soccer												
G swimming												
B swimming												

1. Total expenditures on T-35 and T-36 on the 2005-2006 year report due by April 15, 2006, should reflect the total monies spent (rounded off to nearest hundred) for the entire school year of 2004-2005 ending June 30, 2005.
 2. Booster Club Funding/Contributions must be included in the expenditures total.

Principal's Signature: Tommy Zumauga Date: 4-11-06
 Copyright 1999, Good Sports, Inc., Title IX and Gender Equity Specialists. All rights reserved.

**2005-2006
ACTUAL EXPENDITURES - PROGRAM COMPARISON CHART 2
TO INCLUDE BOOSTER CLUB FUNDING**

	equipment and supplies		travel		awards		coaches' salaries (to include supplemental and extended employment; <i>dollar amount needed</i>)		facilities improvements		publications (if sport-specific)	
	Expenditures		Expenditures		Expenditures		Expenditures		Expenditures		Expenditures	
	School	Booster	School	Booster	School	Booster	School	Booster	School	Booster	School	Booster
G track	1000	200	800		200		1000					
B track	1000	200	800		200		1000					
G tennis	300	100	400		200		600					
B tennis	300	100	400		200		600					
G volleyball	1800	100	1400		400		1800			100		
B wrestling												
G (list sport)												
B football	17500	200	1500		500		16100					
G (list sport)												
B (list sport)												

1. Total expenditures on T-35 and T-36 on the 2005-2006 year report due by April 15, 2006, should reflect the total monies spent (rounded off to nearest hundred) for the entire school year of 2004-2005 ending June 30, 2005.

2. Booster Club Funding/Contributions must be included in the expenditures total.

Indicate percentage of total expenditures for each gender:

Gender	Expenditures	Percentage
Boys	\$ 87400	61
Girls	\$ 55200	39
Total:	\$ 142600	100%

Principal's Signature: Tommy Sumner Date: 4-11-06

2005-2006 KHSAA TITLE IX ATHLETICS AUDIT

KHSAA
Form T41
Rev. 9/05

Checklist - Overall Interscholastic Athletics Program

DIRECTIONS:

For the Areas of Compliance (Opportunities and Benefits) listed on the left hand side of the page, place a checkmark under the appropriate column identifying whether your school provided an advantage to the Girls' Program, or to the Boys' Program or to Neither Program.

Areas of Compliance:	ADVANTAGE TO:		
	GIRLS' PROGRAM	BOYS' PROGRAM	NEITHER PROGRAM
OPPORTUNITIES			
Accommodation of Interest and Abilities			X
BENEFITS			
Equipment and Supplies			X
Scheduling of Games and Practice Time			X
Travel and Per Diem Allowances			X
Coaching			X
Locker Rooms, Practice and Competitive Facilities	X		
Medical and Training Facilities and Services			X
Publicity			X
Support Services			X
Athletic Scholarships			X
Tutoring			X
Housing and Dining Facilities and Services			X
Recruitment of Student Athletes			X

Principal's Signature: Tommy Zuma Date: 4-11-06

SCHOOL NAME

McLean County High School

**2005-2006
TITLE IX**

CORRECTIVE ACTION PLAN

DIRECTIONS:

- For Column 1, indicate the intended area which needs corrective action in order to achieve gender equity. For Column 2, write the suggested change or activities that will correct the area in need of alteration. For Column 3, include the estimated completion date for the changes or activities.
- It is possible to attain compliance with Title IX and no longer need "corrective" action. However, the KHSAA strongly encourages compliant schools to identify items for improvement (Column 1), activities to accomplish the improvement (Column 2) and a timetable for completion (Column 3) that will strengthen the athletic program.
- You may copy this form as needed. Please attach corrective action plans along with audit forms and submit by April 15, 2006.

COLUMN 1 ITEM FOR CORRECTION/ IMPROVEMENT	COLUMN 2 SUGGESTED CHANGE/ ACTIVITIES	COLUMN 3 TIME TABLE FOR CORRECTIVE ACTION/ COMPLETION
School Track	Track needs to be resurfaced for safety reasons and to allow competitions on sight	Spring 2008
Tennis Courts	Tennis Courts need to be resurfaced	Spring 2008
Softball Field/Press Box Concession Stand	Finishing construction of new press box, locker room, and concession stand.	Spring 2007
Baseball Field/Dug Out/ Press Box	Finishing completion of baseball dugout construction	Spring 2007
Alternative Volleyball Participation Site	Finding an alternate site for volleyball practice in case of gym conflicts, closures, etc.	Fall 2007

Principal's Signature: 

Date: 4-11-06



2005-2006 INTERSCHOLASTIC
ATHLETICS SURVEY
Summary of Student Responses

KHSAA
Form T63
Rev. 9/05

School Name: McLean County High School
School Enrollment: 462 (SHOULD AGREE WITH FORM T-1)
Date: 3-22-06
Completed By: Nick Boling

Instructions:

1. Summarize the Student Athletics Interest Surveys Form T-61 by listing the total number of responses on the line next to each sport.
2. Under the Other Category please provide a listing of the sports as well as the number of students who are interested in participating.
3. Please sign and date this Summary Form (T-63) and mail this Summary Form only to the KHSAA by April 15, 2006. Do not mail the student surveys (Form T-61). However, these Forms should be maintained in your files in the event they are requested subsequently.

478 Number of Surveys
393 Total Returned (*A minimum of 80% return is expected*)
8-11 Grades Surveyed (*Should be grades 9-11 and 8th grade if school has a feeder system*)

How Was The Survey Administered? Homerooms
(e.g. was it given in all English classes, or all home rooms, or advisee/advisor?)

KHSAA Sanctioned Fall Sports (*List Total Number of Participation Responses*)

10 Cross Country (Girls)
10 Cross Country (Boys)
89 Football (Boys)
13 Golf (Girls)
20 Golf (Boys)
43 Soccer (Girls)
29 Soccer (Boys)
59 Volleyball (Girls)

Winter Sport (List Total Number of Participation Responses)

<u>42</u>	Basketball (Girls)
<u>72</u>	Basketball (Boys)
<u>13</u>	Indoor Track (Girls)
<u>33</u>	Indoor Track (Boys)
<u>57</u>	Swimming & Diving (Girls)
<u>19</u>	Swimming & Diving (Boys)
<u>26</u>	Wrestling (Boys)

Spring Sport (List Total Number of Participation Responses)

<u>49</u>	Baseball (Boys)
<u>53</u>	Fast Pitch Softball (Girls)
<u>32</u>	Slow Pitch Softball (Girls)
<u>36</u>	Tennis (Girls)
<u>22</u>	Tennis (Boys)
<u>19</u>	Track (Girls)
<u>52</u>	Track (Boys)

Non-KHSAA Sanctioned Sports (From Student Survey T-61 Question 10)

<u>115</u>	Archery
<u>20</u>	Field Hockey
<u>145</u>	Bowling
<u>3</u>	Boys' Gymnastics
<u>40</u>	Girls' Gymnastics
<u>57</u>	Ice Hockey
<u>31</u>	Boys' Lacrosse
<u>20</u>	Girls' Lacrosse
<u>73</u>	Rifle
<u>66</u>	Rodeo
<u>20</u>	Boys' Volleyball
<u>22</u>	Water Polo
<u>74</u>	Weightlifting

Number of Students who participate in Intramural Sports

(From Student Survey T-61 Question 5)

<u>Sport</u>	<u>Number</u>
Powder Puff Football	14

List Intramural Sports students are interested in adding:
 (From Student Survey T-61 Question 6)

<u>Sport</u>	<u>Number</u>
Soccer	16
Basketball	17
Swimming	10
Baseball	9
Football	7

Participation in Non-School Sports Activities
 (From Student Survey T-61 Question 7)

<u>Sport</u>	<u>Number</u>
Basketball	27
Soccer	19
Softball	7
Baseball	12
Football	13
Golf	4

Reasons for not participating in interscholastic athletics
 (From Survey Question 8)

- 19 I prefer other activities such as band, chorus, etc.
- 67 I don't have time
- 20 The practice schedules and game times are inconvenient
- 28 The sport I like isn't offered
- 19 It's too expensive
- 3 I prefer to participate in club or intramural sports
- 58 Working
- 52 Other:
No Transportation, Don't Like Sports, etc

Student Suggestions to encourage participation

- Less time involved
- Shorter practices
- More sports offered
- Better Coaches

Tony Bump
 Principal's Signature

3-22-06
 Date



OK

Fay: Please put in appropriate Auditor's mail box.

McLean County Board of Education

283 Main Street • P. O. Box 245 • Calhoun, Kentucky 42327

(270) 273-5257 • Fax (270) 273-5259

August 28, 2006

BOARD OF EDUCATION

Otis Griffin, Jr.
Chairman

William Lovell
Vice Chairman

Rodney Howard

Wendell Miller

Joyce Penrod Sutton

Earl Melloy
Superintendent

Judy Brown Campbell
Instructional Supervisor

Deborah De Armond
Director of Federal Programs

Richard Edds
Director of Special Education

Andy Groves
Director of Facilities

David Stokes
Finance Officer

Vicki Hughes
Director of School Food Services

Steve Riggs
Director Pupil Personnel/Transportation

Larry Boucher, Assistant Commissioner
Kentucky High School Athletic Association
2280 Executive Drive
Lexington, KY 40505

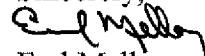
Dear Assistant Commissioner Boucher,

This letter is in reference to our phone call earlier today. It is my desire to explain why the interest in girl's soccer indicated in previous surveys has not been noted. We recognize and will continue to monitor interest in girl's soccer. It is my belief that McLean County High School has met one of three Participation Opportunity Interest Tests and is compliant in regards to male versus female interscholastic athletic opportunities. We began girl's volleyball four years ago in an attempt to provide our female student athletes with more opportunities in interscholastic athletics.

We are currently in the process of renovating our track and tennis facilities along with the visitor's football bleachers and those projects hopefully will not exceed \$120,000.00. We have been approved by the Kentucky Department of Education to utilize unused Capital Outlay funds for those projects and the amount of funding we have available is \$120,000.00. We struggle to adequately maintain the various sports that we now provide for our student athletes. We have noted "yes" on the Accommodation of Interests and Abilities Summary Program Chart 3 to question #3. Since we feel we are in compliance, and we struggle financially to properly fund existing athletic offerings, I respectfully request consideration be given that we not offer girl's soccer at McLean County High School.

I urge you to contact me should you have concerns or questions relating to this issue and athletic offerings at McLean County High School. We strive to be good members of the Kentucky High School Athletic Association and want to conduct our athletic program within the guidelines and regulations of the KHSAA. I appreciate your attention, cooperation, and concern with this issue.

Sincerely,


Earl Melloy



Kentucky High School Athletic Association

2280 Executive Drive ° Lexington, KY 40505 ° www.khsaa.org ° (859)293-5472 (859)293-5999 (fax)

MEMORANDUM

To: Superintendent, Principal, and Athletic Director
McLean County High School

From: Brigid L. DeVries, Commissioner
Larry Boucher, Assistant Commissioner *JB*


Date: July 28, 2006

Subject: 2005-2006 Title IX Annual Report Forms Submission

Enclosed please find a copy of Form T-65, the 2005-2006 KHSAA Title IX Annual Report Submission Status Report. In addition, you may find an attachment with corrected copies of the forms submitted by your school personnel. Please review this information so the forms can be completed accurately in the future.

Also, KHSAA Audit Team Members may have requested resubmission of some of the 2005-2006 Annual Report Forms or need additional information on your athletic programs. Please submit this information by the date requested if this is applicable. Copies and all KHSAA Title IX documents must be kept current and included in your permanent Title IX File at the school. All documents are subject to Open Records Requests.

Should you need any further information, please do not hesitate to call anytime.



**KHSAA TITLE IX
ANNUAL REPORT SUBMISSION
STATUS REPORT
2005-2006**

KHSAA
Form T65 Revised 8/05

TO: KHSAA Member School Superintendents, Principals, and Athletic Directors

FROM: Brigid L. DeVries, Commissioner
Larry Boucher, Assistant Commissioner

DATE: 7/27/2007

School	McLean County	Reviewed by	Martha Mullins
--------	---------------	-------------	----------------

The following is a status report regarding the required 2005 - 2006 Title IX Annual Report submission of forms due into the KHSAA office by April 15, 2006. Appropriate KHSAA Audit Team personnel have reviewed these forms and the following is a summary of this review.

I. Checklist of Forms properly submitted in a satisfactory manner:

	GE 19 (Annual Verification)	X	T-35 (Budget Expenses)
X	T-1 (Summary Program Chart 1)	X	T-36 (Budget Expenses)
X	T-2 (Summary Program Chart 2)	X	T-41 (Checklist – Overall Interscholastic Program)
	T-3 (Summary Program Chart 3)	X	T-60 (Corrective Action Plan)
X	T-4 (Summary Program Chart 4)	X	T-63 (Interscholastic Survey Results)

II. Status

A.		2005 – 2006 Forms are satisfactory and no further information or action is necessary at this time.
B.	X	Errors have been noted with respect to the following forms: The boxes on the left margin of form GE-19 were not checked; signature date was omitted. Please resubmit GE-19 by September 15, 2006 with corrections.
C.		The following forms were omitted and must be submitted by school representatives:
D.	X	Other Recommendation and Comments: It is recommended that student representation be added to the Gender Equity Review Committee. Please resubmit form T-3 with an explanation of why the interest in girls' soccer was not noted. Because this interest has been indicated on the student interests survey for several years, please list it on the Corrective Action Plan, form T-60 for 2006-2007. Forms T-35 and T-36 indicated a differential of eight percent between the ratio of participation and the allocation of funds between the sexes. The figures indicated that \$741 was spent per male athlete as opposed to \$526 per female athlete, a \$214 differential. A standard benchmark that has been used to accommodate differences among sports is \$100. School personnel should continue to monitor spending to ensure no gender bias is involved.



**2005-2006 KENTUCKY HIGH SCHOOL ATHLETIC ASSOCIATION
ANNUAL VERIFICATION OF TITLE IX PROCEDURES**
(To be submitted by April 15, 2006 along with other required forms)

KHSAA
Form GE19
Rev. 9/05

The McLean County High School, Calhoun, Kentucky
(Name of High School) (City)

certifies to the Kentucky High School Athletic Association that the following is an accurate and true representation of the facts surrounding compliance with 20 U.S.C. Sections 1681-1688, et. Seq. (also known as Title IX)

I certify the following provisions in accordance with records at the school contained in the permanent Title IX file, and to the best of my knowledge have completed the following tasks (All boxes must be checked).

- Established a gender equity committee at the high school. (list committee personnel and provide attachment if necessary)

Name	Address	Phone	Title
Tommy Burrough	5960 HWY 81 S, Rumsey, KY 42371	270-736-5611	Principal / Baseball Coach
Nick Boling	2415 Southtown Blvd Owensboro, KY 42301	270-316-4649	A.D.
Marcus Kimbrell	2974 Turfway Drive Owensboro, KY 42303	270-302-0681	Football Coach
Kim Swift	235 School Street Island, KY 42350	270-486-9770	FP Softball / G. Ball Coach
Kelly Coursey	405 Shultz Lane Livermore, KY 42352	270-278-9315	V-ball Coach
Paula Ayer	1525 St Rte 1792, Calhoun, KY 42327	270-273-3259	Parent
Legan Puckett	210 Brentwood Drive Livermore, KY 42352	270-278-2914	Parent

- Scheduled a minimum of three meetings during the 2005-2006 school year on the following dates:

November, 3 2005

Feb, 1 2006

April, 12 2006

- Designated the following person(s) as the Title IX coordinator for the school:

Tommy Burrough Principal 5960 HWY 81 S, Rumsey, KY 42371 270-736-5611
Name Title Address Phone

- Designated the following person(s) as the Title IX coordinator for the district:

Earl Melloy Superintendent 2990 St Rte 250 Calhoun, KY 42327 270-273-5527
Name Title Address Phone

- School personnel are continuing to make periodic reviews of the boys' and girls' athletics program reflected in the Corrective Action Plan.

- In addition to the above information, the above referenced school maintains a complete permanent file relative to Title IX records including copies of the self-assessment audit, all corrective action plans, and other related materials.

Tommy Burrough
Principal's Signature

Earl Melloy
Superintendent Signature

Date 20

[Signature]
School Board Chairpersons Signature

(Send original copy to KHSAA - Maintain duplicate in Title IX school folder)

2005-2006
ACCOMMODATION OF INTERESTS AND ABILITIES
SUMMARY PROGRAM CHART 1

KHSAA
 Form T1
 Rev. 9/05

Participation Opportunities Test One

		(Column 1)	(Column 2)	(Column 3)	(Column 4)
	Program	Enrollment	Percentage of Total Enrollment	Number of Interscholastic Participants (double and triple count)	Percentage of Total Participation
Row 1	GIRLS	222	48	105	47
Row 2	BOYS	240	52	118	53
Row 3	Totals	462	100%	223	100%

Instructions:

*Number of 8th grade students & below used in Column 3 and Column 4 calculations if applicable: 49

- 1) Determine the total number of girls enrolled, (place in Row 1, Column 1). Determine the total number of boys enrolled, (place in Row 2, Column 1).
- 2) Add the total number of girls and boys enrolled to determine total enrollment, (place in Row 3, Column 1).
- 3) Calculate the percentage of total enrollment that is female. (Divide Row 1, Column 1 by row 3, Column 1 and place in Row 1, Column 2.) Calculate the percentage of total enrollment that is male. (Divide Row 2, Column 1 by Row 3, Column 1 and place in Row 2, Column 2.) Note: Row 1, Column 2 plus Row 2, Column 2 should total 100%.
- 4) Ask the head coaches to review the most updated eligibility or squad lists for their teams. Ask coaches to confirm the names of those individuals who are on the team as of the first **date of competition**, and cross out the names of those who were cut from the team or quit the team prior to the first competitive event. Determine the total number of interscholastic athletics participants that are girls, (and place in Row 1, Column 3). In order to determine the total number of athletics participants, an individual should be counted each time he or she participates on a team. For example, if Jane Doe competes on the varsity volleyball team, the junior varsity volleyball team, the junior varsity basketball team, and the varsity softball team, she should be counted as four participants (**do not include club or intramural sports participants, cheerleaders, dance teams, or pom squads**). Calculate the same way for boys and girls. * In addition, should 8th grade students and below play on a Freshman, Junior Varsity, or Varsity team, they should also be counted for each team and sport on which they participate. If applicable, please asterisk the above notation as to how many 8th grade students & below are included in the totals. Using the same procedure, determine the total number of interscholastic athletic participants that are boys, (and place in Row 2, Column 3). Add Row 1, Column 3 plus Row 2, Column 3 to get total participants and place in Row 3, Column 3.
- 5) Calculate the percentage of female participation. (Row 1, Column 3 divided by Row 3, Column 3 and place in Row 1, Column 4.) Calculate the percentage of male participation. (Row 2, Column 3 divided by Row 3, Column 3 and place in Row 2, Column 4.) Note: Row 1, Column 4 plus Row 2, Column 4 should total 100%.

Note: While being within three percent is not a formal compliance standard; if the percent listed in Row 1, Column 4 is within 3% of Row 1, Column 2, then it provides a good target within which compliance is likely.

Principal's Signature: Tommy Bunn Date: 4-11-06

2005-2006
ACCOMMODATION OF INTERESTS AND ABILITIES
SUMMARY PROGRAM CHART 2

KHSAA
Form T2
Rev. 9/05

Participation Opportunities Test Two

			Column 1	Column 2	Column 3	Column 4	Column 5
Program			Number of Teams Currently Offered	Number of Participants	Number of Teams Added Since the beginning of the 2001-2002 School Year	Number of Participants Added Since the beginning of the 2001-2002 School Year	Percent of Total Participation By Sex Added Since the beginning of the 2001-2002 School Year
GIRLS	Row 1	varsity:	6	66	2	12	
	Row 2	j.v.:	3	24	1	6	
	Row 3	frosh:	2	15	0	0	
	Row 4	total:	11	105	3	18	17
BOYS	Row 5	varsity:	6	80	0	0	
	Row 6	j.v.:	3	30	0	0	
	Row 7	frosh:	2	8	0	0	
	Row 8	total:	11	118	0	0	0

- 1) For Column 1, list the number of interscholastic teams offered for girls and boys at each competitive level (varsity, junior varsity, and freshman). For girls, total each of the entries in Rows 1, 2, and 3 into Row 4. For boys, total Rows 5, 6, and 7 into Row 8.
- 2) For Column 2, list the number of participants at each level. For girls, total each of the entries in Rows 1, 2, and 3 into Row 4. For boys, total Rows 5, 6, and 7 into Row 8. **Note:** The totals in Row 4 for girls and in Row 8 for boys must be the same as the totals in Form T-1, Column 3, Rows 1 and 2 respectively.
- 3) For Column 3, list the number of interscholastic teams that have been added in the last five years at each competitive level. Count each team added during the 5 year period only one time. e.g. Girl's junior varsity soccer was added 3 years ago, count the team only once, not 3 times. For girls, total the entries in Rows 1, 2, and 3 into Row 4. For boys, total Rows 5, 6, and 7 into Row 8.
- 4) For Column 4, list the number of participants that are currently on each level of the teams that were added in the last five years. If a team was added previously but no longer exists, there are no current participants to be added for that team. For girls, total the entries in Rows 1, 2, and 3 into Row 4. For boys, total Rows 5, 6, and 7 into Row 8.
- 5) For Column 5, calculate the percentage of participants that have been added in the last five years. For girls, take the number in Column 4, Row 4 and divide by the number in Column 2, Row 4. For boys, take the number in Column 4, Row 8 and divide it by the number in Column 2, Row 8.

Note: If the percentage of current participants added in the last five years is 25% or greater, compliance with test two may be possible. If less than 25%, then compliance with test three should be analyzed. **CAUTION:** 25% is not a formal compliance standard.

Principal's Signature: Tommy Bunsch Date: 4-11-06

2005-2006
ACCOMMODATION OF INTERESTS AND ABILITIES
SUMMARY PROGRAM CHART 3

KHSAA
 Form T3
 Rev. 9/05

Participation Opportunities Test Three

FOR ANY QUESTION ANSWERED "YES" IDENTIFY THE RESPECTIVE SPORT(S).

	GIRLS (Yes / No)		BOYS (Yes / No)
1. For a sport not currently played at the interscholastic level (varsity, junior varsity, or freshman) in your school, is there an intramural team offered for that sport?	no		no
2. For a sport not currently offered in your interscholastic athletics program, is there sufficient interest to form a viable interscholastic team based on participation on an intramural team or community recreation teams?	no		no
3. For a sport not currently offered, is there sufficient interest, based on your most recent Student Interest Survey, to form a viable interscholastic team based on student responses from the interscholastic survey? If yes, what sport?	no		no
4. For a sport currently offered at the varsity level only, is there sufficient interest, based on your most recent Student Interest Survey, to form a viable team for a junior varsity or freshman team that is not currently offered?	no		no
5. For a sport currently offered at the junior varsity or freshman level is there sufficient interest, based on your most recent Student Interest Survey, to form a varsity team not currently offered?	no		no
6. If you answered YES to question (1), (2), (3), (4), or (5), are there enough high schools in your geographic area offering the sport (at the appropriate level) to allow for the development of a reasonable schedule of competition?			

Principal's Signature: Tommy Sausage Date: 4-11-06

2005-2006
ACCOMODATION OF INTERESTS AND ABILITIES
SUMMARY PROGRAM CHART 4

Levels of Competition Test One

		Column 1	Column 2	Column 3
Girls	Team Levels	Number of Teams Currently Offered	Number of Participants	Percentage of Participants at Each Level
Row 1	varsity:	6	66	63
Row 2	j.v.:	3	24	23
Row 3	frosh:	2	15	14
Row 4	total:	11	105	100%
Boys				
Row 5	varsity:	6	80	68
Row 6	j.v.:	3	30	25
Row 7	frosh:	2	8	7
Row 8	total:	11	118	100%

- 1) Column 1, list the number of interscholastic teams offered for girls and boys at each competitive level; varsity, junior varsity, and freshman. (Refer to Form T-2, Accommodation of Interests and Abilities, Summary Program Chart 2, Column 1.)
- 2) For Column 2, list the number of participants at each level. For girls, total the entries in Rows 1, 2, and 3 into Row 4. For boys, total the entries in Rows 5, 6, and 7 into Row 8. (Refer to Form T-2, Accommodation of Interests and Abilities, Summary Program Chart 2, Column 2.)
- 3) For Column 3, calculate the percentage of female and male participants at each level.
For girls' varsity, junior varsity, and frosh, respectively:
 - Divide Column 2, Row 1 by Column 2, Row 4, and place the percentage in Column 3, Row 1.
 - Divide Column 2, Row 2 by Column 2, Row 4, and place the percentage in Column 3, Row 2.
 - Divide Column 2, Row 3 by Column 2, Row 4, and place the percentage in Column 3, Row 3.
 -
 For boys' varsity, junior varsity, and frosh, respectively:
 - Divide Column 2, Row 5 by Column 2, Row 8, and place the percentage in Column 3, Row 5.
 - Divide Column 2, Row 6 by Column 2, Row 8, and place the percentage in Column 3, Row 6.
 - Divide Column 2, Row 7 by Column 2, Row 8, and place the percentage in Column 3, Row 7.

Principal's Signature: Tommy Sauer Date: 7-11-06

**2005-2006
ACTUAL EXPENDITURES - PROGRAM COMPARISON CHART 2
TO INCLUDE BOOSTER CLUB FUNDING**

	Expenditures		Expenditures		Expenditures		Expenditures		Expenditures		Expenditures	
	School	Booster	School	Booster	School	Booster	School	Booster	School	Booster	School	Booster
equipment and supplies												
travel												
awards												
coaches' salaries (to include supplemental and extended employment; dollar amount needed)												
facilities improvements												
publications (if sport-specific)												
G track	1000	200	800		200		1000					
B track	1000	200	800		200		1000					
G tennis	300	100	400		200		600					
B tennis	300	100	400		200		600					
G volleyball	1800	100	1400		400		1800			100		
B wrestling												
G (list sport)												
B football	17500	200	1500		500		16100					
G (list sport)												
B (list sport)												

1. Total expenditures on T-35 and T-36 on the 2005-2006 year report due by April 15, 2006, should reflect the total monies spent (rounded off to nearest hundred) for the entire school year of 2004-2005 ending June 30, 2005.

2. Booster Club Funding/Contributions must be included in the expenditures total.

Indicate percentage of total expenditures for each gender:

Gender	Expenditures	Percentage
Boys	\$ 87400	61
Girls	\$ 55200	39
Total:	\$ 142600	100%

Principal's Signature: [Signature] Date: 4-11-06

Copyright 1999, Good Sports, Inc., Title IX and Gender Equity Specialists. All rights reserved.

3,200
3,200
1,600
1,600
5,600

2005-2006 KHSAA TITLE IX ATHLETICS AUDIT

KHSAA
Form T41
Rev. 9/05

Checklist - Overall Interscholastic Athletics Program

DIRECTIONS:

For the Areas of Compliance (Opportunities and Benefits) listed on the left hand side of the page, place a checkmark under the appropriate column identifying whether your school provided an advantage to the Girls' Program, or to the Boys' Program or to Neither Program.

Areas of Compliance:	ADVANTAGE TO:		
	GIRLS' PROGRAM	BOYS' PROGRAM	NEITHER PROGRAM
OPPORTUNITIES			
Accommodation of Interest and Abilities			X
BENEFITS			
Equipment and Supplies			X
Scheduling of Games and Practice Time			X
Travel and Per Diem Allowances			X
Coaching			X
Locker Rooms, Practice and Competitive Facilities	X		
Medical and Training Facilities and Services			X
Publicity			X
Support Services			X
Athletic Scholarships			X
Tutoring			X
Housing and Dining Facilities and Services			X
Recruitment of Student Athletes			X

Principal's Signature: Tommy Zuma Date: 4-11-06

SCHOOL NAME

McLean County High School


**2005-2006
TITLE IX**

CORRECTIVE ACTION PLAN

DIRECTIONS:

1. For Column 1, indicate the intended area which needs corrective action in order to achieve gender equity. For Column 2, write the suggested change or activities that will correct the area in need of alteration. For Column 3, include the estimated completion date for the changes or activities.
2. It is possible to attain compliance with Title IX and no longer need "corrective" action. However, the KHSAA strongly encourages compliant schools to identify items for improvement (Column 1), activities to accomplish the improvement (Column 2) and a timetable for completion (Column 3) that will strengthen the athletic program.
3. You may copy this form as needed. Please attach corrective action plans along with audit forms and submit by April 15, 2006.

COLUMN 1 ITEM FOR CORRECTION/ IMPROVEMENT	COLUMN 2 SUGGESTED CHANGE/ ACTIVITIES	COLUMN 3 TIME TABLE FOR CORRECTIVE ACTION/ COMPLETION
School Track	Track needs to be resurfaced for safety reasons and to allow competitions on sight	Spring 2008
Tennis Courts	Tennis Courts need to be resurfaced	Spring 2008
Softball Field/Press Box Concession Stand	Finishing construction of new press box, locker room, and concession stand.	Spring 2007
Baseball Field/Dug Out/ Press Box	Finishing completion of baseball dugout construction	Spring 2007
Alternative Volleyball Participation Site	Finding an alternate site for volleyball practice in case of gym conflicts, closures, etc.	Fall 2007

Principal's Signature: 

Date: 4-11-06



2005-2006 INTERSCHOLASTIC
ATHLETICS SURVEY
Summary of Student Responses

KHSAA
Form T63
Rev. 9/05

School Name: McLean County High School
School Enrollment: 462 (SHOULD AGREE WITH FORM T-1)
Date: 3-22-06
Completed By: Nick Boling

Instructions:

1. Summarize the Student Athletics Interest Surveys Form T-61 by listing the total number of responses on the line next to each sport.
2. Under the Other Category please provide a listing of the sports as well as the number of students who are interested in participating.
3. Please sign and date this Summary Form (T-63) and mail this Summary Form only to the KHSAA by April 15, 2006. Do not mail the student surveys (Form T-61). However, these Forms should be maintained in your files in the event they are requested subsequently.

8270
↙

478 Number of Surveys
393 Total Returned (*A minimum of 80% return is expected*)
8-11 Grades Surveyed (*Should be grades 9-11 and 8th grade if school has a feeder system*)

How Was The Survey Administered? Homerooms
(e.g. was it given in all English classes, or all home rooms, or advisee/advisor?)

KHSAA Sanctioned Fall Sports (*List Total Number of Participation Responses*)

10 Cross Country (Girls)
10 Cross Country (Boys)
89 Football (Boys)
13 Golf (Girls)
20 Golf (Boys)
43 Soccer (Girls)
29 Soccer (Boys)
59 Volleyball (Girls)

Winter Sport (List Total Number of Participation Responses)

42 Basketball (Girls)
72 Basketball (Boys)
13 Indoor Track (Girls)
33 Indoor Track (Boys)
57 Swimming & Diving (Girls)
19 Swimming & Diving (Boys)
26 Wrestling (Boys)

Spring Sport (List Total Number of Participation Responses)

49 Baseball (Boys)
53 Fast Pitch Softball (Girls)
32 Slow Pitch Softball (Girls)
36 Tennis (Girls)
22 Tennis (Boys)
19 Track (Girls)
52 Track (Boys)

Non-KHSAA Sanctioned Sports (From Student Survey T-61 Question 10)

115 Archery
20 Field Hockey
145 Bowling
3 Boys' Gymnastics
40 Girls' Gymnastics
57 Ice Hockey
31 Boys' Lacrosse
20 Girls' Lacrosse
73 Rifle
66 Rodeo
20 Boys' Volleyball
22 Water Polo
74 Weightlifting

Number of Students who participate in Intramural Sports

(From Student Survey T-61 Question 5)

<u>Sport</u>	<u>Number</u>
Powder Puff Football	14

List Intramural Sports students are interested in adding:

(From Student Survey T-61 Question 6)

<u>Sport</u>	<u>Number</u>
Soccer	16
Basketball	17
Swimming	10
Baseball	9
Football	7

Participation in Non-School Sports Activities

(From Student Survey T-61 Question 7)

<u>Sport</u>	<u>Number</u>
Basketball	27
Soccer	19
Softball	7
Baseball	12
Football	13
Golf	4

Reasons for not participating in interscholastic athletics

(From Survey Question 8)

- 19 I prefer other activities such as band, chorus, etc.
- 67 I don't have time
- 20 The practice schedules and game times are inconvenient
- 28 The sport I like isn't offered
- 19 It's too expensive
- 3 I prefer to participate in club or intramural sports
- 58 Working
- 52 Other:
No Transportation, Don't Like Sports, etc.

Student Suggestions to encourage participation

- Less time involved
- Shorter practices
- More sports offered
- Better Coaches

Tony Bump
Principal's Signature

3-22-04
Date