



Kentucky High School Athletic Association

2280 Executive Drive ° Lexington, KY 40505 ° www.khsaa.org ° (859)299-5472 (859)293-5999 (fax)

MEMORANDUM

To: Superintendent, Principal, and Athletic Director
Model Laboratory High School

From: Brigid L. DeVries, Commissioner
Larry Boucher, Assistant Commissioner *[Signature]*


Date: July 28, 2006

Subject: 2005-2006 Title IX Annual Report Forms Submission

Enclosed please find a copy of Form T-65, the 2005-2006 KHSAA Title IX Annual Report Submission Status Report. In addition, you may find an attachment with corrected copies of the forms submitted by your school personnel. Please review this information so the forms can be completed accurately in the future.

Also, KHSAA Audit Team Members may have requested resubmission of some of the 2005-2006 Annual Report Forms or need additional information on your athletic programs. Please submit this information by the date requested if this is applicable. Copies and all KHSAA Title IX documents must be kept current and included in your permanent Title IX File at the school. All documents are subject to Open Records Requests.

Should you need any further information, please do not hesitate to call anytime.



**KHSAA TITLE IX
ANNUAL REPORT SUBMISSION
STATUS REPORT
2005-2006**

KHSAA
Form T65 Revised 8/05

TO: KHSAA Member School Superintendents, Principals, and Athletic Directors

FROM: Brigid L. DeVries, Commissioner
Larry Boucher, Assistant Commissioner

DATE: 7/27/2006

School	Model Laboratory	Reviewed by	Reba Woodall
--------	------------------	-------------	--------------



The following is a status report regarding the required 2005 - 2006 Title IX Annual Report submission of forms due into the KHSAA office by April 15, 2006. Appropriate KHSAA Audit Team personnel have reviewed these forms and the following is a summary of this review.

I. Checklist of Forms properly submitted in a satisfactory manner:

<input checked="" type="checkbox"/>	GE 19 (Annual Verification)	<input checked="" type="checkbox"/>	T-35 (Budget Expenses)
<input checked="" type="checkbox"/>	T-1 (Summary Program Chart 1)	<input checked="" type="checkbox"/>	T-36 (Budget Expenses)
<input checked="" type="checkbox"/>	T-2 (Summary Program Chart 2)	<input checked="" type="checkbox"/>	T-41 (Checklist – Overall Interscholastic Program)
<input checked="" type="checkbox"/>	T-3 (Summary Program Chart 3)	<input checked="" type="checkbox"/>	T-60 (Corrective Action Plan)
<input checked="" type="checkbox"/>	T-4 (Summary Program Chart 4)	<input checked="" type="checkbox"/>	T-63 (Interscholastic Survey Results)

II. Status

A.	<input checked="" type="checkbox"/>	2005 – 2006 Forms are satisfactory and no further information or action is necessary at this time.
B.		Errors have been noted with respect to the following forms:
C.		The following forms were omitted and must be submitted by school representatives:
D.	<input checked="" type="checkbox"/>	Other Recommendation and Comments: (1) The Gender Equity Committee should be comprised of administrators, teachers, coaches, parents, and students. On GE-19 only students are listed as members. The committee personnel should be changed for the 2006-2007 school year. (2) The Gender Equity Committee should monitor spending per male and female athlete. According to data reported by the school \$332 is spent per male athlete and \$270 per female athlete. Addressing this issue can be included on the T-60 Corrective Action Plan. Thank you very much.





Kentucky High School Athletic Association

KENTUCKY HIGH SCHOOL ATHLETIC ASSOCIATION

TITLE IX

MEMBER SCHOOLS 2005-2006 ANNUAL REPORT FORMS

Submit to KHSAA
By April 15, 2006



Kentucky High School Athletic Association

TO: Superintendent, Principal and Athletic Director
KHSAA Member School

FROM: Larry Boucher, Assistant Commissioner *LB*

DATE: November 4, 2005

SUBJECT: Annual Title IX Self-Audit Report Forms
2005-2006 School Year

Enclosed are the forms that are to be used in compiling the data required to be submitted by your school in your Annual Title IX Self-Audit. Please review the forms thoroughly since minor changes have been made from last year. As you know from previous Annual Self-Audit Report submissions over the last six years, it is due to the Kentucky High School Athletic Association no later than April 15th, 2006.

For your annual convenience, these report forms may also be found on the KHSAA website, www.khsaa.org/titleix.

Please remember that the Student Interest Survey is required in this year's report, and is included in this packet. Please administer internally the Student Survey (using Form T-61). However, submit with your April 15, 2006 Report only the Summary (Form T-63). Also, please remember that now that we are surveying our students only every other year, the number of your Survey responses should equal at least 80% of your enrollment.

If you have any questions, feel free to contact us.



2005-2006 KENTUCKY HIGH SCHOOL ATHLETIC ASSOCIATION
ANNUAL VERIFICATION OF TITLE IX PROCEDURES
(To be submitted by April 15, 2006 along with other required forms)

KHSAA
Form GE19
Rev. 9/05

The Model Laboratory High School, Richmond, Kentucky
(Name of High School) (City)

certifies to the Kentucky High School Athletic Association that the following is an accurate and true representation of the facts surrounding compliance with 20 U.S.C. Sections 1681-1688, et. Seq. (also known as Title IX)

I certify the following provisions in accordance with records at the school contained in the permanent Title IX file, and to the best of my knowledge have completed the following tasks (All boxes must be checked).

- ☒ Established a gender equity committee at the high school. (list committee personnel and provide attachment if necessary)

Name	Address	Phone	Title
Geoff Parker	970 College Hill, Waco	36938943004	student
Jeff Rutherford	131 Lakeshore Dr. Richmond	624-3659	student
Allyson White	110 Westside Dr. Richmond	623-3581	student
Brittany Porter	110 Goebel Dr. Richmond	527-5791	student
Kathryn Engle	106 Cardinal Dr. Richmond	623-1150	student
Brett Miller	118 Millstone Dr. Richmond	626-2855	student
Michael Derringer	115 Canterbury Richmond	624-9761	student
Maggie Wilder	272 Wolf Gap Rd. Berea	986-4240	student

- ☒ Scheduled a minimum of three meetings during the 2005-2006 school year on the following dates:

February 14, 2006

March 9, 2006

May 9, 2006

- ☒ Designated the following person(s) as the Title IX coordinator for the school:

Name	Title	Address	Phone
Barb Shafer	Athletic Director	521 Lancaster Ave. Richmond	622-1035

- ☒ Designated the following person(s) as the Title IX coordinator for the district:

Name	Title	Address	Phone
Barb Shafer	Athletic Director	521 Lancaster Ave. Richmond	622-1035

- ☒ School personnel are continuing to make periodic reviews of the boys' and girls' athletics program reflected in the Corrective Action Plan.

- ☒ In addition to the above information, the above referenced school maintains a complete permanent file relative to Title IX records including copies of the self-assessment audit, all corrective action plans, and other related materials.

Principal's Signature

April 10 20 06

Date

Superintendent Signature

School Board Chairpersons' Signature

(Send original copy to KHSAA - Maintain duplicate in Title IX school folder)

2005-2006
ACCOMMODATION OF INTERESTS AND ABILITIES
SUMMARY PROGRAM CHART 1

Participation Opportunities Test One

SAMPLE FORM

		Column 1	Column 2	Column 3	Column 4
	Program	Enrollment	Percentage of Total Enrollment	Number of Interscholastic Participants (double and triple count)	Percentage of Total Participation
Row 1	GIRLS	429	52.1%	96	36.5%
Row 2	BOYS	394	47.9%	167	63.5%
Row 3	Totals	823	100%	263	100%

Instructions:

*Number of 8th grade students & below used in Column 3 and Column 4 calculations if applicable: _____

- 1) Determine the total number of girls enrolled, (place in Row 1, Column 1).
Determine the total number of boys enrolled, (place in Row 2, Column 1).
- 2) Add the total number of girls and boys enrolled to determine total enrollment, (place in Row 3, Column 1).
- 3) Calculate the percentage of total enrollment that is female. (Divide Row 1, Column 1 by row 3, Column 1 and place in Row 1, Column 2.) Calculate the percentage of total enrollment that is male. (Divide Row 2, Column 1 by Row 3, Column 1 and place in Row 2, Column 2.) Note: Row 1, Column 2 plus Row 2, Column 2 should total 100%.
- 4) Ask the head coaches to review the most updated eligibility or squad lists for their teams. Ask coaches to confirm the names of those individuals who are on the team as of the first **date of competition**, and cross out the names of those who were cut from the team or quit the team prior to the first competitive event. Determine the total number of interscholastic athletics participants that are girls, (and place in Row 1, Column 3). In order to determine the total number of athletics participants, an individual should be counted each time he or she participates on a team. For example, if Jane Doe competes on the varsity volleyball team, the junior varsity volleyball team, the junior varsity basketball team, and the varsity softball team, she should be counted as four participants (**do not include club or intramural sports participants, cheerleaders, dance teams or pom squads**). Calculate the same way for boys and girls. * In addition, should 8th grade students and below play on a Freshman, Junior Varsity, or Varsity team, they should also be counted for each team and sport on which they participate. If applicable, please asterisk the above notation as to how many 8th grade students & below are included. Using the same procedure, determine the total number of interscholastic athletic participants that are boys, (and place in Row 2, Column 3. Add Row 1, Column 3 plus Row 2, Column 3 to get total participants and place in Row 3, Column 3).
- 5) Calculate the percentage of female participation. (Row 1, Column 3 divided by Row 3, Column 3 and place in Row 1, Column 4.)
Calculate the percentage of male participation. (Row 2, Column 3 divided by Row 3, Column 3 and place in Row 2, Column 4.) Note: Row 1, Column 4 plus Row 2, Column 4 should total 100%.

Note: While being within three percent is not a formal compliance standard; if the percent listed in Row 1, Column 4 is within 3% of Row 1, Column 2, then it provides a good target within which compliance is likely.

Principal's Signature: _____

Date: 4/10/2006

2005-2006
ACCOMMODATION OF INTERESTS AND ABILITIES
SUMMARY PROGRAM CHART 1

KHSAA
Form T1
Rev. 9/05

Participation Opportunities Test One

		(Column 1)	(Column 2)	(Column 3)	(Column 4)
	Program	Enrollment	Percentage of Total Enrollment	Number of Interscholastic Participants (double and triple count)	Percentage of Total Participation
Row 1	GIRLS	108	51%	122	50%
Row 2	BOYS	104	49%	124	50%
Row 3	Totals	212	100%	246	100%

Instructions:

*Number of 8th grade students & below used in Column 3 and Column 4 calculations if applicable: 22

- 1) Determine the total number of girls enrolled, (place in Row 1, Column 1). Determine the total number of boys enrolled, (place in Row 2, Column 1).
- 2) Add the total number of girls and boys enrolled to determine total enrollment, (place in Row 3, Column 1).
- 3) Calculate the percentage of total enrollment that is female. (Divide Row 1, Column 1 by row 3, Column 1 and place in Row 1, Column 2.) Calculate the percentage of total enrollment that is male. (Divide Row 2, Column 1 by Row 3, Column 1 and place in Row 2, Column 2.) Note: Row 1, Column 2 plus Row 2, Column 2 should total 100%.
- 4) Ask the head coaches to review the most updated eligibility or squad lists for their teams. Ask coaches to confirm the names of those individuals who are on the team as of the first **date of competition**, and cross out the names of those who were cut from the team or quit the team prior to the first competitive event. Determine the total number of interscholastic athletics participants that are girls, (and place in Row 1, Column 3). In order to determine the total number of athletics participants, an individual should be counted each time he or she participates on a team. For example, if Jane Doe competes on the varsity volleyball team, the junior varsity volleyball team, the junior varsity basketball team, and the varsity softball team, she should be counted as four participants (**do not include club or intramural sports participants, cheerleaders, dance teams, or pom squads**). Calculate the same way for boys and girls. * In addition, should 8th grade students and below play on a Freshman, Junior Varsity, or Varsity team, they should also be counted for each team and sport on which they participate. If applicable, please asterisk the above notation as to how many 8th grade students & below are included in the totals. Using the same procedure, determine the total number of interscholastic athletic participants that are boys, (and place in Row 2, Column 3). Add Row 1, Column 3 plus Row 2, Column 3 to get total participants and place in Row 3, Column 3.
- 5) Calculate the percentage of female participation. (Row 1, Column 3 divided by Row 3, Column 3 and place in Row 1, Column 4.) Calculate the percentage of male participation. (Row 2, Column 3 divided by Row 3, Column 3 and place in Row 2, Column 4.) Note: Row 1, Column 4 plus Row 2, Column 4 should total 100%.

Note: While being within three percent is not a formal compliance standard; if the percent listed in Row 1, Column 4 is within 3% of Row 1, Column 2, then it provides a good target within which compliance is likely.

Principal's Signature:  Date: April 10, 2006

2005-2006
ACCOMMODATION OF INTERESTS AND ABILITIES
SUMMARY PROGRAM CHART 2

KHSAA
Form T2
Rev. 9/05

Participation Opportunities Test Two

			Column 1	Column 2	Column 3	Column 4	Column 5
Program			Number of Teams Currently Offered	Number of Participants	Number of Teams Added Since the beginning of the 2001-2002 School Year	Number of Participants Added Since the beginning of the 2001-2002 School Year	Percent of Total Participation By Sex Added Since the beginning of the 2001-2002 School Year
GIRLS	Row 1	varsity:	7	94	0	0	
	Row 2	j.v.:	4	28	0	0	
	Row 3	frosh:	0	0	0	0	
	Row 4	total:	11	122	0	0	0
BOYS	Row 5	varsity:	8	87	0	0	
	Row 6	j.v.:	3	31	0	0	
	Row 7	frosh:	1	6	0	0	
	Row 8	total:	12	124	0	0	0

- 1) For Column 1, list the number of interscholastic teams offered for girls and boys at each competitive level (varsity, junior varsity, and freshman). For girls, total each of the entries in Rows 1, 2, and 3 into Row 4. For boys, total Rows 5, 6, and 7 into Row 8.
- 2) For Column 2, list the number of participants at each level. For girls, total each of the entries in Rows 1, 2, and 3 into Row 4. For boys, total Rows 5, 6, and 7 into Row 8. **Note:** The totals in Row 4 for girls and in Row 8 for boys must be the same as the totals in Form T-1, Column 3, Rows 1 and 2 respectively.
- 3) For Column 3, list the number of interscholastic teams that have been added in the last five years at each competitive level. Count each team added during the 5 year period only one time. e.g. Girl's junior varsity soccer was added 3 years ago, count the team only once, not 3 times. For girls, total the entries in Rows 1, 2, and 3 into Row 4. For boys, total Rows 5, 6, and 7 into Row 8.
- 4) For Column 4, list the number of participants that are currently on each level of the teams that were added in the last five years. If a team was added previously but no longer exists, there are no current participants to be added for that team. For girls, total the entries in Rows 1, 2, and 3 into Row 4. For boys, total Rows 5, 6, and 7 into Row 8.
- 5) For Column 5, calculate the percentage of participants that have been added in the last five years. For girls, take the number in Column 4, Row 4 and divide by the number in Column 2, Row 4. For boys, take the number in Column 4, Row 8 and divide it by the number in Column 2, Row 8.

Note: If the percentage of current participants added in the last five years is 25% or greater, compliance with test two may be possible. If less than 25%, then compliance with test three should be analyzed. **CAUTION:** 25% is not a formal compliance standard.

Principal's Signature: _____

Date: April 10, 2006

2005-2006
ACCOMMODATION OF INTERESTS AND ABILITIES
SUMMARY PROGRAM CHART 3

Participation Opportunities Test Three

FOR ANY QUESTION ANSWERED "YES" IDENTIFY THE RESPECTIVE SPORT(S).

	GIRLS (Yes / No)		BOYS (Yes / No)
1. For a sport not currently played at the interscholastic level (varsity, junior varsity, or freshman) in your school, is there an intramural team offered for that sport?	Yes *		Yes*
2. For a sport <u>not</u> currently offered in your interscholastic athletics program, is there sufficient interest to form a viable interscholastic team based on participation on an intramural team or community recreation teams?	No		No
3. For a sport <u>not</u> currently offered, is there sufficient interest, based on your most recent Student Interest Survey, to form a viable interscholastic team based on student responses from the interscholastic survey? If yes, what sport?	No		No
4. For a sport currently offered at the varsity level only, is there sufficient interest, based on your most recent Student Interest Survey, to form a viable team for a junior varsity or freshman team that is not currently offered?	No		No
5. For a sport currently offered at the junior varsity or freshman level is there sufficient interest, based on your most recent Student Interest Survey, to form a varsity team not currently offered?	No		No
6. If you answered YES to question (1), (2), (3), (4), or (5), are there enough high schools in your geographic area offering the sport (at the appropriate level) to allow for the development of a reasonable schedule of competition?	No		No

* In 2003-04 we started an archery and badminton club in response to the student survey. We may take a look at starting co-ed volleyball (club), depending on interest and facility availability.

Principal's Signature: _____

Date: April 10, 2006

2005-2006
ACCOMMODATION OF INTERESTS AND ABILITIES
SUMMARY PROGRAM CHART 4

Levels of Competition Test One

		Column 1	Column 2	Column 3
Girls	Team Levels	Number of Teams Currently Offered	Number of Participants	Percentage of Participants at Each Level
Row 1	varsity:	7	94	77%
Row 2	j.v.:	4	28	23%
Row 3	frosh:	0	0	0
Row 4	total:		122	100%
Boys				
Row 5	varsity:	8	87	70%
Row 6	j.v.:	3	31	25%
Row 7	frosh:	1	6	5%
Row 8	total:		124	100%

- 1) Column 1, list the number of interscholastic teams offered for girls and boys at each competitive level; varsity, junior varsity, and freshman. (Refer to Form T-2, Accommodation of Interests and Abilities, Summary Program Chart 2, Column 1.)
- 2) For Column 2, list the number of participants at each level. For girls, total the entries in Rows 1, 2, and 3 into Row 4. For boys, total the entries in Rows 5, 6, and 7 into Row 8. (Refer to Form T-2, Accommodation of Interests and Abilities, Summary Program Chart 2, Column 2.)
- 3) For Column 3, calculate the percentage of female and male participants at each level.
For girls' varsity, junior varsity, and frosh, respectively:
 - Divide Column 2, Row 1 by Column 2, Row 4, and place the percentage in Column 3, Row 1.
 - Divide Column 2, Row 2 by Column 2, Row 4, and place the percentage in Column 3, Row 2.
 - Divide Column 2, Row 3 by Column 2, Row 4, and place the percentage in Column 3, Row 3.
 -
 For boys' varsity, junior varsity, and frosh, respectively:
 - Divide Column 2, Row 5 by Column 2, Row 8, and place the percentage in Column 3, Row 5.
 - Divide Column 2, Row 6 by Column 2, Row 8, and place the percentage in Column 3, Row 6.
 - Divide Column 2, Row 7 by Column 2, Row 8, and place the percentage in Column 3, Row 7.

Principal's Signature: _____

Date: April 10, 2006

2005-2006
ACTUAL EXPENDITURES - PROGRAM COMPARISON CHART I
TO INCLUDE BOOSTER CLUB FUNDING

	equipment and supplies		travel		awards		coaches' salaries (to include supplemental and extended employment; <i>dollar amount needed</i>)		facilities improvements		publications (if sport-specific)	
	Expenditures	Expenditures	Expenditures	Expenditures	Expenditures	Expenditures	Expenditures	Expenditures	Expenditures	Expenditures	Expenditures	Expenditures
	School	Booster	School	Booster	School	Booster	School	Booster	School	Booster	School	Booster
G basketball	575.08	0	1546.07	0	43.60	43.00	4155.00 (V/JV)		0	0	0	0
B basketball	625.08	5227.10	1347.95	0	43.60	773.60	4155.00 (V/JV)		0	0	0	0
G softball	**2642.62	174.00	1051.69	0	43.60	66.62	1968.00 (V/JV)		0	0	0	0
B baseball	577.52	1117.65	904.54	3779.00	43.60	0	1968.00 (V/JV)		0	0	0	0
G cross country	95.50	288.68	255.30	0	43.60	0	641.50		0	0	0	0
B cross country	95.50	288.68	255.30	0	43.60	0	641.50		0	0	0	0
G golf												
B golf	120.00	0	0	0	43.60	0	898.00		0	0	0	0
G soccer	365.00	715.25	385.58	0	43.60	1524.48	1968.00 (V/JV)		0	0	0	0
B soccer	585.00	27.90	642.12	0	43.60	431.08	1968.00 (V/JV)		0	0	0	0
G swimming	0	6550.83	136.37	1654.81	43.60	805.28	1968.00 (V/JV)		0	0	0	0
B swimming	0	6550.83	136.37	1654.81	43.60	805.28	1968.00 (V/JV)		0	0	0	0

1. Total expenditures on T-35 and T-36 on the 2005-2006 year report due by April 15, 2006, should reflect the total monies spent (rounded off to nearest hundred) for the entire school year of 2004-2005 ending June 30, 2005.
2. Booster Club Funding/Contributions must be included in the expenditures total.

Principal's Signature: _____

Copyright 1999, Good Sports, Inc., Title IX and Gender Equity Specialists. All rights reserved.

Date: April 10, 2006

**2005-2006
ACTUAL EXPENDITURES - PROGRAM COMPARISON CHART 2
TO INCLUDE BOOSTER CLUB FUNDING**

	equipment and supplies	travel	awards	coaches' salaries (to include supplemental and extended employment; <i>dollar amount needed</i>)	facilities improvements		publications (if sport-specific)			
					Expenditures		Expenditures			
					School	Booster	School	Booster		
G track	482.20	288.68	289.52	0	43.60	0	625.50	0	0	0
B track	482.20	288.68	289.52	0	43.60	0	625.50	0	0	0
G tennis	192.90	350.00	72.12	0	43.60	0	729.00	0	0	0
B tennis	192.90	500.00	185.61	0	43.60	0	729.00	0	0	0
G volleyball										
B wrestling										
G (list sport)										
B football										
G (list sport)										
B (list sport)										

1. Total expenditures on T-35 and T-36 on the 2005-2006 year report due by April 15, 2006, should reflect the total monies spent (rounded off to nearest hundred) for the entire school year of 2004-2005 ending June 30, 2005.

2. Booster Club Funding/Contributions must be included in the expenditures total.

Indicate percentage of total expenditures for each gender:

Gender	Expenditures	Percentage
Boys	\$ 41,200.00	55.5%
Girls	\$ 33,000.00	44.5%
Total	\$ 74,200.00	100%

Principal's Signature: _____

Copyright 1999, Good Sports, Inc., Title IX and Gender Equity Specialists. All rights reserved.

Date: April 10, 2006

2005-2006 KHSAA TITLE IX ATHLETICS AUDIT

KHSAA
Form T41
Rev. 9/05

Checklist - Overall Interscholastic Athletics Program

DIRECTIONS:

For the Areas of Compliance (Opportunities and Benefits) listed on the left hand side of the page, place a checkmark under the appropriate column identifying whether your school provided an advantage to the Girls' Program, or to the Boys' Program or to Neither Program.

Areas of Compliance:	ADVANTAGE TO:		
	GIRLS' PROGRAM	BOYS' PROGRAM	NEITHER PROGRAM
OPPORTUNITIES			
Accommodation of Interest and Abilities			X
BENEFITS			
Equipment and Supplies			X
Scheduling of Games and Practice Time			X
Travel and Per Diem Allowances			X
Coaching			X
Locker Rooms, Practice and Competitive Facilities			X
Medical and Training Facilities and Services			X
Publicity			X
Support Services			X
Athletic Scholarships			NA
Tutoring			X
Housing and Dining Facilities and Services			NA
Recruitment of Student Athletes			NA

Principal's Signature: 

Date: April 10, 2006

SCHOOL NAME

Model Laboratory High School

2005-2006

TITLE IX


CORRECTIVE ACTION PLAN

KHSAA
Form 160
Rev. 9/05

DIRECTIONS:

1. For Column 1, indicate the intended area which needs corrective action in order to achieve gender equity. For Column 2, write the suggested change or activities that will correct the area in need of alteration. For Column 3, include the estimated completion date for the changes or activities.
2. It is possible to attain compliance with Title IX and no longer need "corrective" action. However, the KHSAA strongly encourages compliant schools to identify items for improvement (Column 1), activities to accomplish the improvement (Column 2) and a timetable for completion (Column 3) that will strengthen the athletic program.
3. You may copy this form as needed. Please attach corrective action plans along with audit forms and submit by April 15, 2006.

COLUMN 1	COLUMN 2	COLUMN 3
ITEM FOR CORRECTION/ IMPROVEMENT	SUGGESTED CHANGE/ ACTIVITIES	TIME TABLE FOR CORRECTIVE ACTION/ COMPLETION
1. Facilities	a. update gymnasium (paint, wall mats, ice machine) b. install/repair scoreboards - all sports	a. 2005 - ongoing b. 2005 - ongoing
2. Equitable distribution of funds for team uniforms	continue 3 year rotation schedule developed in 2000	2000 - ongoing review uniform fee; perhaps increase to meet rising costs
3. Student Athlete Role	a. better organization of Athletic Council b. develop student athlete handbook c. improve communications (speakers, handouts, PR, newsletters, websites, etc.)	1999 - ongoing
4. Extra Curricular Activities	a. use student surveys to implement desired programs at the club or classroom level	2003 - ongoing
5. Coaching Staff	a. promote salary increases to offer competitive salaries b. continue to improve communications c. develop coaches handbook	2000 - ongoing
6. Student/Parent/Faculty Involvement	continue to encourage and promote school spirit, attendance, and support of athletic events and student athletes through positive activities (pep club, faculty night, guest speakers, game activities, season passes, etc.)	1999 - ongoing

Principal's Signature: 

Date: April 10, 2006



2005-2006 INTERSCHOLASTIC
ATHLETICS SURVEY
Summary of Student Responses

KHSAA
Form T-63
Rev. 9/05

School Name: Model Laboratory High School
School Enrollment: 212 students (SHOULD AGREE WITH FORM T-1)
Date: March 9, 2006
Completed By: Barb Shafer / Model Athletic Director

Instructions:

1. Summarize the Student Athletics Interest Surveys Form T-61 by listing the total number of responses on the line next to each sport.
2. Under the Other Category please provide a listing of the sports as well as the number of students who are interested in participating.
3. Please sign and date this Summary Form (T-63) and mail this Summary Form only to the KHSAA by April 15, 2006. Do not mail the student surveys (Form T-61). However, these Forms should be maintained in your files in the event they are requested subsequently.

202 Number of Surveys
202 Total Returned (*A minimum of 80% return is expected*) ^{100%}
8 - 11 Grades Surveyed (*Should be grades 9-11 and 8th grade if school has a feeder system*)

How Was The Survey Administered? 1st class period of the school day
(e.g. was it given in all English classes, or all home rooms, or advisee/advisor?)

KHSAA Sanctioned Fall Sports (*List Total Number of Participation Responses*)

22 Cross Country (Girls)
14 Cross Country (Boys)
23 Football (Boys)
3 Golf (Girls)
11 Golf (Boys)
37 Soccer (Girls)
32 Soccer (Boys)
24 Volleyball (Girls)

Winter Sport *(List Total Number of Participation Responses)*

21	Basketball (Girls)
39	Basketball (Boys)
27	Indoor Track (Girls)
27	Indoor Track (Boys)
24	Swimming & Diving (Girls)
8	Swimming & Diving (Boys)
10	Wrestling (Boys)

Spring Sport *(List Total Number of Participation Responses)*

21	Baseball (Boys)
29	Fast Pitch Softball (Girls)
7	Slow Pitch Softball (Girls)
27	Tennis (Girls)
13	Tennis (Boys)
32	Track (Girls)
31	Track (Boys)

Non-KHSAA Sanctioned Sports *(From Student Survey T-61 Question 10)*

31	Archery
22	Field Hockey
30	Bowling
3	Boys' Gymnastics
27	Girls' Gymnastics
34	Ice Hockey
25	Boys' Lacrosse
18	Girls' Lacrosse
29	Rifle
32	Rodeo
13	Boys' Volleyball
27	Water Polo
26	Weightlifting

Number of Students who participate in Intramural Sports*(From Student Survey T-61 Question 5)*

<u>Sport</u>	<u>Number</u>
Track	2
soccer	2
golf	1
rugby	1

***Please note, we do not currently offer intramural sports at model; students above misunderstood the survey.

List Intramural Sports students are interested in adding:*(From Student Survey T-61 Question 6)*

<u>Sport</u>	<u>Number</u>
badminton	18 (currently offer as club sport)
volleyball	12
flag football	10
football	6
basketball	5

Participation in Non-School Sports Activities*(From Student Survey T-61 Question 7)*


<u>Sport</u>	<u>Number</u>
soccer	26
basketball	12
softball	11
swim	10
baseball	3
tennis	3

Reasons for not participating in interscholastic athletics*(From Survey Question 8)*

10	I prefer other activities such as band, chorus, etc.
13	I don't have time
5	The practice schedules and game times are inconvenient
9	The sport I like isn't offered
1	It's too expensive
3	I prefer to participate in club or intramural sports
4	Working
10	Other:

Student Suggestions to encourage participation

Keep it fun (6); add more sports (5); fitness/health benefits (4); more PR/
information about events(4); win more games (3); more pep rallies (3); add
more intramural/club sports (2); most students DO participate (2); encourage
elementary students to be active (1)


Principal's Signature

April 10, 2006

Date