



# Kentucky High School Athletic Association

2280 Executive Drive ° Lexington, KY 40505 ° www.khsaa.org ° (859)299-5472 (859)293-5999 (fax)

## MEMORANDUM

To: Superintendent, Principal, and Athletic Director  
Nicholas County High School

From: Brigid L. DeVries, Commissioner  
Larry Boucher, Assistant Commissioner *LB*


Date: July 28, 2006

Subject: 2005-2006 Title IX Annual Report Forms Submission

Enclosed please find a copy of Form T-65, the 2005-2006 KHSAA Title IX Annual Report Submission Status Report. In addition, you may find an attachment with corrected copies of the forms submitted by your school personnel. Please review this information so the forms can be completed accurately in the future.

Also, KHSAA Audit Team Members may have requested resubmission of some of the 2005-2006 Annual Report Forms or need additional information on your athletic programs. Please submit this information by the date requested if this is applicable. Copies and all KHSAA Title IX documents must be kept current and included in your permanent Title IX File at the school. All documents are subject to Open Records Requests.

Should you need any further information, please do not hesitate to call anytime.



**KHSAA TITLE IX  
ANNUAL REPORT SUBMISSION  
STATUS REPORT  
2005-2006**

KHSAA  
Form T65 Revised 8/05

TO: KHSAA Member School Superintendents, Principals, and Athletic Directors

FROM: Brigid L. DeVries, Commissioner  
Larry Boucher, Assistant Commissioner

DATE: 7/27/2006

School	Nicholas County	Reviewed by	Martha Mullins
--------	-----------------	-------------	----------------

The following is a status report regarding the required 2005 - 2006 Title IX Annual Report submission of forms due into the KHSAA office by April 15, 2006. Appropriate KHSAA Audit Team personnel have reviewed these forms and the following is a summary of this review.

I. Checklist of Forms properly submitted in a satisfactory manner:

X	GE 19 (Annual Verification)		T-35 (Budget Expenses)
X	T-1 (Summary Program Chart 1)		T-36 (Budget Expenses)
X	T-2 (Summary Program Chart 2)	X	T-41 (Checklist – Overall Interscholastic Program)
X	T-3 (Summary Program Chart 3)	X	T-60 (Corrective Action Plan)
X	T-4 (Summary Program Chart 4)	X	T-63 (Interscholastic Survey Results)

II. Status

A.		2005 – 2006 Forms are satisfactory and no further information or action is necessary at this time.
B.	X	Errors have been noted with respect to the following forms: Calculation of total expenditures on form T-36 was incorrect. Coaches' salaries were omitted from the total. Please resubmit by September 15, 2006, along with futures for the other categories requested on the form or an explanation of why they were omit
C.		The following forms were omitted and must be submitted by school representatives:
D.	X	Other Recommendation and Comments: The reporting of expenditures for travel, awards, facilities improvements, and publications have not been included in the annual reports since April 3, 2001, according to KHSAA files. No explanation is in the file. If there have been no expenditures since then, a letter to that effect should be placed in the schools' permanent Title IX file. Please forward a copy of that letter to the KHSAA. If there have been expenditures, they should be recorded on forms T-35 and T-36 for each school year: 2001-2002, 2002-2003, 2003-2004, and 2004-2005 and placed in the schools' file with a copy forwarded to the KHSAA.



**2005-2006 KENTUCKY HIGH SCHOOL ATHLETIC ASSOCIATION  
ANNUAL VERIFICATION OF TITLE IX PROCEDURES**  
(To be submitted by April 15, 2006 along with other required forms)

KHSAA  
Form GE19  
Rev. 9/05

The Nicholas County High School, Carlisle, Kentucky  
(Name of High School) (City)

certifies to the Kentucky High School Athletic Association that the following is an accurate and true representation of the facts surrounding compliance with 20 U.S.C. Sections 1681-1688, et. Seq. (also known as Title IX)

**I certify the following provisions in accordance with records at the school contained in the permanent Title IX file, and to the best of my knowledge have completed the following tasks (All boxes must be checked).**

Established a gender equity committee at the high school. (list committee personnel and provide attachment if necessary)

Name	Address	Phone	Title
Bobby Storie	103 School Drive	289-3780	AD
Barbara Allison	"	"	Teacher/Parent
Greg Hatcher	"	"	Counselor/Parent
Bill Clark	"	"	Parent
Penny Buetz	"	"	Parent
Sordan Hatcher	"	"	Student
Tyler Rose	"	"	Student

Scheduled a minimum of three meetings during the 2005-2006 school year on the following dates:

Sept 12 <sup>th</sup>	2005
Jan 23 <sup>rd</sup>	2006
April 17 <sup>th</sup>	2006

Designated the following person(s) as the Title IX coordinator for the school:

Bobby Storie	AD	103 School Drive Carlisle, 40311	289-3780
Name	Title	Address	Phone

Designated the following person(s) as the Title IX coordinator for the district:

Kevin Miller	Instructional Supervisor	103 School Drive	289-3770
Name	Title	Address	Phone

School personnel are continuing to make periodic reviews of the boys' and girls' athletics program reflected in the Corrective Action Plan.

In addition to the above information, the above referenced school maintains a complete permanent file relative to Title IX records including copies of the self-assessment audit, all corrective action plans, and other related materials.

[Signature]  
Principal's Signature

April 11 2006  
Date

[Signature]  
Superintendent Signature

[Signature]  
School Board Chairpersons' Signature

(Send original copy to KHSAA - Maintain duplicate in Title IX school folder)

**2005-2006**  
**ACCOMMODATION OF INTERESTS AND ABILITIES**  
**SUMMARY PROGRAM CHART 1**

KHSAA  
 Form T1  
 Rev. 9/05

**Participation Opportunities Test One**

		(Column 1)	(Column 2)	(Column 3)	(Column 4)
	Program	Enrollment	Percentage of Total Enrollment	Number of Interscholastic Participants (double and triple count)	Percentage of Total Participation
Row 1	GIRLS	165 4	<del>78.7%</del>	116	<del>49.2%</del>
Row 2	BOYS	174 5	<del>51.3%</del>	120	<del>50.8%</del>
Row 3	Totals	339	100%	236	100%

Instructions:

\*Number of 8<sup>th</sup> grade students & below used in Column 3 and Column 4 calculations if applicable: \_\_\_\_\_

- Determine the total number of girls enrolled, (place in Row 1, Column 1). Determine the total number of boys enrolled, (place in Row 2, Column 1).
- Add the total number of girls and boys enrolled to determine total enrollment, (place in Row 3, Column 1).
- Calculate the percentage of total enrollment that is female. (Divide Row 1, Column 1 by row 3, Column 1 and place in Row 1, Column 2.) Calculate the percentage of total enrollment that is male. (Divide Row 2, Column 1 by Row 3, Column 1 and place in Row 2, Column 2.) Note: Row 1, Column 2 plus Row 2, Column 2 should total 100%.
- Ask the head coaches to review the most updated eligibility or squad lists for their teams. Ask coaches to confirm the names of those individuals who are on the team as of the first **date of competition**, and cross out the names of those who were cut from the team or quit the team prior to the first competitive event. Determine the total number of interscholastic athletics participants that are girls, (and place in Row 1, Column 3). In order to determine the total number of athletics participants, an individual should be counted each time he or she participates on a team. For example, if Jane Doe competes on the varsity volleyball team, the junior varsity volleyball team, the junior varsity basketball team, and the varsity softball team, she should be counted as four participants (**do not include club or intramural sports participants, cheerleaders, dance teams, or pom squads**). Calculate the same way for boys and girls. \* In addition, should 8<sup>th</sup> grade students and below play on a Freshman, Junior Varsity, or Varsity team, they should also be counted for each team and sport on which they participate. If applicable, please asterisk the above notation as to how many 8<sup>th</sup> grade students & below are included in the totals. Using the same procedure, determine the total number of interscholastic athletic participants that are boys, (and place in Row 2, Column 3). Add Row 1, Column 3 plus Row 2, Column 3 to get total participants and place in Row 3, Column 3.
- Calculate the percentage of female participation. (Row 1, Column 3 divided by Row 3, Column 3 and place in Row 1, Column 4.) Calculate the percentage of male participation. (Row 2, Column 3 divided by Row 3, Column 3 and place in Row 2, Column 4.) Note: Row 1, Column 4 plus Row 2, Column 4 should total 100%.

Note: While being within three percent is not a formal compliance standard; if the percent listed in Row 1, Column 4 is within 3% of Row 1, Column 2, then it provides a good target within which compliance is likely.

Principal's Signature: \_\_\_\_\_

Date: 4-11-06

2005-2006

**ACCOMMODATION OF INTERESTS AND ABILITIES  
SUMMARY PROGRAM CHART 2**

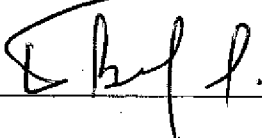
KHSAA  
Form T2  
Rev. 9/05

Participation Opportunities Test Two

			Column 1	Column 2	Column 3	Column 4	Column 5
Program			Number of Teams Currently Offered	Number of Participants	Number of Teams Added Since the beginning of the 2001-2002 School Year	Number of Participants Added Since the beginning of the 2001-2002 School Year	Percent of Total Participation By Sex Added Since the beginning of the 2001-2002 School Year
GIRLS	Row 1	varsity:	6	62	1	15	
	Row 2	j.v.:	3	36	1	15	
	Row 3	frosh:	3	18	0	0	
	Row 4	total:	12	116	2	30	25%
BOYS	Row 5	varsity:	6	72	0	0	
	Row 6	j.v.:	3	36	0	0	
	Row 7	frosh:	3	12	0	0	
	Row 8	total:	12	120	0	0	0

- 1) For Column 1, list the number of interscholastic teams offered for girls and boys at each competitive level (varsity, junior varsity, and freshman). For girls, total each of the entries in Rows 1, 2, and 3 into Row 4. For boys, total Rows 5, 6, and 7 into Row 8.
- 2) For Column 2, list the number of participants at each level. For girls, total each of the entries in Rows 1, 2, and 3 into Row 4. For boys, total Rows 5, 6, and 7 into Row 8. **Note:** The totals in Row 4 for girls and in Row 8 for boys must be the same as the totals in Form T-1, Column 3, Rows 1 and 2 respectively.
- 3) For Column 3, list the number of interscholastic teams that have been added in the last five years at each competitive level. Count each team added during the 5 year period only one time. e.g. Girl's junior varsity soccer was added 3 years ago, count the team only once, not 3 times. For girls, total the entries in Rows 1, 2, and 3 into Row 4. For boys, total Rows 5, 6, and 7 into Row 8.
- 4) For Column 4, list the number of participants that are currently on each level of the teams that were added in the last five years. If a team was added previously but no longer exists, there are no current participants to be added for that team. For girls, total the entries in Rows 1, 2, and 3 into Row 4. For boys, total Rows 5, 6, and 7 into Row 8.
- 5) For Column 5, calculate the percentage of participants that have been added in the last five years. For girls, take the number in Column 4, Row 4 and divide by the number in Column 2, Row 4. For boys, take the number in Column 4, Row 8 and divide it by the number in Column 2, Row 8.

Note: If the percentage of current participants added in the last five years is 25% or greater, compliance with test two may be possible. If less than 25%, then compliance with test three should be analyzed. **CAUTION:** 25% is not a formal compliance standard.

Principal's Signature:  Date: 4-11-06

2005-2006  
**ACCOMMODATION OF INTERESTS AND ABILITIES**  
**SUMMARY PROGRAM CHART 3**

Participation Opportunities Test Three

FOR ANY QUESTION ANSWERED "YES" IDENTIFY THE RESPECTIVE SPORT(S).

	GIRLS (Yes / No)		BOYS (Yes / No)
1. For a sport not currently played at the interscholastic level (varsity, junior varsity, or freshman) in your school, is there an intramural team offered for that sport?	no		no
2. For a sport <u>not</u> currently offered in your interscholastic athletics program, is there sufficient interest to form a viable interscholastic team based on participation on an intramural team or community recreation teams?	no		no
3. For a sport <u>not</u> currently offered, is there sufficient interest, based on your most recent Student Interest Survey, to form a viable interscholastic team based on student responses from the interscholastic survey? If yes, what sport?	YES soccer		no
4. For a sport currently offered at the varsity level only, is there sufficient interest, based on your most recent Student Interest Survey, to form a viable team for a junior varsity or freshman team that is not currently offered?	no		no
5. For a sport currently offered at the junior varsity or freshman level is there sufficient interest, based on your most recent Student Interest Survey, to form a varsity team not currently offered?	no		no
6. If you answered YES to question (1), (2), (3), (4), or (5), are there enough high schools in your geographic area offering the sport (at the appropriate level) to allow for the development of a reasonable schedule of competition?	YES		—

Principal's Signature: *EJ-4 BLP* Date: 4-11-06

**2005-2006**  
**ACCOMODATION OF INTERESTS AND ABILITIES**  
**SUMMARY PROGRAM CHART 4**

**Levels of Competition Test One**

		Column 1	Column 2	Column 3
Girls	Team Levels	Number of Teams Currently Offered	Number of Participants	Percentage of Participants at Each Level
Row 1	varsity:	6	62	53.4%
Row 2	j.v.:	3	36	31%
Row 3	frosh:	3	18	15.6%
Row 4	total:		116	100%
<b>Boys</b>				
Row 5	varsity:	6	72	60%
Row 6	j.v.:	3	36	30%
Row 7	frosh:	3	12	10%
Row 8	total:		120	100%

- Column 1, list the number of interscholastic teams offered for girls and boys at each competitive level; varsity, junior varsity, and freshman. (Refer to Form T-2, Accommodation of Interests and Abilities, Summary Program Chart 2, Column 1.)
- For Column 2, list the number of participants at each level. For girls, total the entries in Rows 1, 2, and 3 into Row 4. For boys, total the entries in Rows 5, 6, and 7 into Row 8. (Refer to Form T-2, Accommodation of Interests and Abilities, Summary Program Chart 2, Column 2.)
- For Column 3, calculate the percentage of female and male participants at each level.  
For girls' varsity, junior varsity, and frosh, respectively:
  - Divide Column 2, Row 1 by Column 2, Row 4, and place the percentage in Column 3, Row 1.
  - Divide Column 2, Row 2 by Column 2, Row 4, and place the percentage in Column 3, Row 2.
  - Divide Column 2, Row 3 by Column 2, Row 4, and place the percentage in Column 3, Row 3.
 For boys' varsity, junior varsity, and frosh, respectively:
  - Divide Column 2, Row 5 by Column 2, Row 8, and place the percentage in Column 3, Row 5.
  - Divide Column 2, Row 6 by Column 2, Row 8, and place the percentage in Column 3, Row 6.
  - Divide Column 2, Row 7 by Column 2, Row 8, and place the percentage in Column 3, Row 7.

Principal's Signature: \_\_\_\_\_

Date: 4-11-06

*Participation Rates*

(116) G = 5090  
(120) B = 5090

**2005-2006  
ACTUAL EXPENDITURES - PROGRAM COMPARISON CHART I  
TO INCLUDE BOOSTER CLUB FUNDING**

	equipment and supplies		travel		awards		coaches' salaries (to include supplemental and extended employment; dollar amount needed)		facilities improvements		publications (if sport-specific)	
	School	Booster	School	Booster	School	Booster	School	Booster	School	Booster	School	Booster
G basketball	813.84	8732.80	0	0	0	0	11,000	0	0	0	0	0
B basketball	630	4232.13	0	0	0	0	11,000	0	0	0	0	0
G softball	1760.65	6288.41	0	0	0	0	3500	0	0	0	0	0
B baseball	705.79	4020.47	0	0	0	0	3500	0	0	0	0	0
G cross country	0	0	0	0	0	0	0	0	0	0	0	0
B cross country	0	0	0	0	0	0	0	0	0	0	0	0
G golf	280.50	0	0	0	0	0	500	0	0	0	0	0
B golf	280.50	0	0	0	0	0	500	0	0	0	0	0
G soccer	0	0	0	0	0	0	0	0	0	0	0	0
B soccer	0	0	0	0	0	0	0	0	0	0	0	0
G swimming	0	0	0	0	0	0	0	0	0	0	0	0
B swimming	0	0	0	0	0	0	0	0	0	0	0	0

20,597  
15,827  
11,999  
6,222  
781  
781

1. Total expenditures on T-35 and T-36 on the 2005-2006 year report due by April 15, 2006, should reflect the total monies spent (rounded off to nearest hundred) for the entire school year of 2004-2005 ending June 30, 2005.

2. Booster Club Funding/Contributions must be included in the expenditures total.

Principal's Signature: \_\_\_\_\_

*[Handwritten Signature]*

Date: 4-11-06



**2005-2006  
ACTUAL EXPENDITURES - PROGRAM COMPARISON CHART 2  
TO INCLUDE BOOSTER CLUB FUNDING**

	equipment and supplies		travel		awards		coaches' salaries (to include supplemental and extended employment; dollar amount needed)		facilities improvements		publications (if sport-specific)	
	Expenditures		Expenditures		Expenditures		Expenditures		Expenditures		Expenditures	
	School	Booster	School	Booster	School	Booster	School	Booster	School	Booster	School	Booster
G track	\$60	0	0	0	0	0	1750	0	0	0	0	0
B track	\$60	0	0	0	0	0	1750	0	0	0	0	0
G tennis	\$15.04	0	0	0	0	0	500	0	0	0	0	0
B tennis	\$15.04	0	0	0	0	0	500	0	0	0	0	0
G volleyball	\$266.01	4132.26	0	0	0	0	3500	0	0	0	0	0
B wrestling	0	0	0	0	0	0	0	0	0	0	0	0
G (list sport)	0	0	0	0	0	0	0	0	0	0	0	0
B football	\$1018.232	6401.15	0	0	0	0	16000	0	0	0	0	0
G (list sport)	0	0	0	0	0	0	0	0	0	0	0	0
B (list sport)	0	0	0	0	0	0	0	0	0	0	0	0

1. Total expenditures on T-35 and T-36 on the 2005-2006 year report due by April 15, 2006, should reflect the total monies spent (rounded off to nearest hundred) for the entire school year of 2004-2005 ending June 30, 2005.

2. Booster Club Funding/Contributions must be included in the expenditures total.

Indicate percentage of total expenditures for each gender:

Gender	Expenditures	Percentage
Boys	\$26,527.40	53.9%
Girls	\$24,287.37	47.9%
Total:	\$50,814.77	100%

Principal's Signature: [Signature] Date: 4-11-06

1810  
1810  
516  
515  
9886  
32158

## 2005-2006 KHSAA TITLE IX ATHLETICS AUDIT

KHSAA  
Form T41  
Rev. 9/05

### Checklist - Overall Interscholastic Athletics Program

***DIRECTIONS:***

For the Areas of Compliance (Opportunities and Benefits) listed on the left hand side of the page, place a checkmark under the appropriate column identifying whether your school provided an advantage to the Girls' Program, or to the Boys' Program or to Neither Program.

Areas of Compliance:	ADVANTAGE TO:		
	GIRLS' PROGRAM	BOYS' PROGRAM	NEITHER PROGRAM
<b>OPPORTUNITIES</b>			
Accommodation of Interest and Abilities			✓
<b>BENEFITS</b>			
Equipment and Supplies			✓
Scheduling of Games and Practice Time			✓
Travel and Per Diem Allowances			✓
Coaching			✓
Locker Rooms, Practice and Competitive Facilities			✓
Medical and Training Facilities and Services			✓
Publicity			✓
Support Services			✓
Athletic Scholarships			✓
Tutoring			✓
Housing and Dining Facilities and Services			✓
Recruitment of Student Athletes			✓

Principal's Signature: \_\_\_\_\_

Date: \_\_\_\_\_

SCHOOL NAME

Richland County

2005-2006

TITLE IX

**CORRECTIVE ACTION PLAN**

**DIRECTIONS:**

1. For Column 1, indicate the intended area which needs corrective action in order to achieve gender equity. For Column 2, write the suggested change or activities that will correct the area in need of alteration. For Column 3, include the estimated completion date for the changes or activities.
2. It is possible to attain compliance with Title IX and no longer need "corrective" action. However, the KHSAA strongly encourages compliant schools to identify items for improvement (Column 1), activities to accomplish the improvement (Column 2) and a timetable for completion (Column 3) that will strengthen the athletic program.
3. You may copy this form as needed. Please attach corrective action plans along with audit forms and submit by April 15, 2006.

COLUMN 1 ITEM FOR CORRECTION/ IMPROVEMENT	COLUMN 2 SUGGESTED CHANGE/ ACTIVITIES	COLUMN 3 TIME TABLE FOR CORRECTIVE ACTION/ COMPLETION
	Have girls' soccer camps in the summers of 06, 07, 08	
	In 2008 try to start a girls soccer team Varsity and JV.	2008

Principal's Signature:



Date:

4-11-06



2005-2006 INTERSCHOLASTIC  
ATHLETICS SURVEY  
Summary of Student Responses

KHSAA  
Form T63  
Rev. 9/05

School Name: Nicholas County High School  
School Enrollment: 339 (SHOULD AGREE WITH FORM T-1)  
Date: 3-24-06  
Completed By: Bobby Storie

**Instructions:**

1. Summarize the Student Athletics Interest Surveys Form T-61 by listing the total number of responses on the line next to each sport.
2. Under the Other Category please provide a listing of the sports as well as the number of students who are interested in participating.
3. Please sign and date this Summary Form (T-63) and mail this Summary Form only to the KHSAA by April 15, 2006. Do not mail the student surveys (Form T-61). However, these Forms should be maintained in your files in the event they are requested subsequently.

849/06  
273 Number of Surveys  
229 Total Returned (*A minimum of 80% return is expected*)  
9-11 Grades Surveyed (*Should be grades 9-11 and 8<sup>th</sup> grade if school has a feeder system*)

How Was The Survey Administered? Home rooms  
(e.g. was it given in all English classes, or all home rooms, or advisee/advisor?)

**KHSAA Sanctioned Fall Sports** (*List Total Number of Participation Responses*)

5 Cross Country (Girls)  
7 Cross Country (Boys)  
51 Football (Boys)  
3 Golf (Girls)  
6 Golf (Boys)  
47 Soccer (Girls)  
17 Soccer (Boys)  
30 Volleyball (Girls)

**Winter Sport** (*List Total Number of Participation Responses*)

- 18 Basketball (Girls)
- 49 Basketball (Boys)
- 10 Indoor Track (Girls)
- 10 Indoor Track (Boys)
- 30 Swimming & Diving (Girls)
- 10 Swimming & Diving (Boys)
- 15 Wrestling (Boys)

**Spring Sport** (*List Total Number of Participation Responses*)

- 36 Baseball (Boys)
- 25 Fast Pitch Softball (Girls)
- 7 Slow Pitch Softball (Girls)
- 39 Tennis (Girls)
- 9 Tennis (Boys)
- 5 Track (Girls)
- 18 Track (Boys)

**Non-KHSAA Sanctioned Sports** (*From Student Survey T-61 Question 10*)

- 44 Archery
- 14 Field Hockey
- 67 Bowling
- 1 Boys' Gymnastics
- 34 Girls' Gymnastics
- 44 Ice Hockey
- 16 Boys' Lacrosse
- 12 Girls' Lacrosse
- 40 Rifle
- 38 Rodeo
- 5 Boys' Volleyball
- 13 Water Polo
- 33 Weightlifting

**Number of Students who participate in Intramural Sports**

(*From Student Survey T-61 Question 5*)

<u>Sport</u>	<u>Number</u>

*Intramural sports not offered*

**List Intramural Sports students are interested in adding:**

(From Student Survey T-61 Question 6)

<u>Sport</u>	<u>Number</u>
Soccer	20
Swimming	7

**Participation in Non-School Sports Activities**

(From Student Survey T-61 Question 7)

<u>Sport</u>	<u>Number</u>
Women's softball	
Rodeo	
Summer baseball	
Church league B-ball	

**Reasons for not participating in interscholastic athletics**

(From Survey Question 8)

- 19 I prefer other activities such as band, chorus, etc.
- 43 I don't have time
- 5 The practice schedules and game times are inconvenient
- 25 The sport I like isn't offered
- 7 It's too expensive
- 4 I prefer to participate in club or intramural sports
- 18 Working
- 2 Other:

**Student Suggestions to encourage participation**

Make the sport more fun for the participants  
 Change coaches  
 reduce GPA requirements / credits

J. A. Bell  
 Principal's Signature

4-11-06  
 Date

*From the desk of:*

***Adam T. Davis***  
*Nicholas Co. Athletic Dept.*  
*13 Sep 2006*

To whom it may concern:

After having received notification from KHSAA that further explanation was desired from Nicholas Co. High School Title IX annual reports dating back to 2001, this letter of validation is submitted as requested.

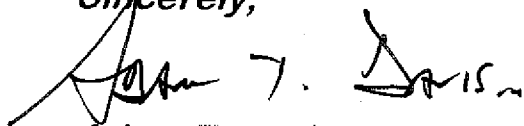
Each annual Title IX report submitted since 2001 shows no expenditures for publications and awards. This is accurate information.

The Nicholas Co. Athletic Department produces athletic programs that are season-specific, and not sport-specific. Therefore, the information provided in that aspect is in accord with reference to Title IX.

No awards expenditures were reported since 2001. Awards costs were reported in NCHS Title IX reports under "equipment and supplies" headings. Our bookkeeping and accounting staff has been directed to separate awards expenditures from equipment and supplies records, for future Title IX annual reports.

Copies of this letter have been made and filed with each Title IX Annual Report on record at our school, as requested by KHSAA. Please update your Nicholas Co. High School Title IX files with this letter of validation.

*Sincerely,*



*Adam T. Davis...*

*Nicholas Co. Co-Athletic Director*

*From the desk of:*

***Adam T. Davis***

*Nicholas Co. Athletic Dept.*

*13 Sep 2006*

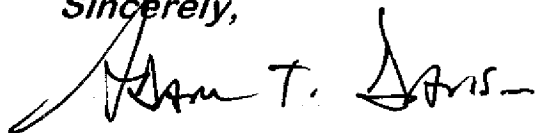
To whom it may concern:

After having received notification from KHSAA that further explanation was desired from Nicholas Co. High School Title IX annual reports dating back to 2001, this letter of validation is submitted as requested.

Each annual Title IX report submitted since 2001 shows no expenditures for travel and facility improvements. Clarification was requested and received from communication with Ms. Fay Isaacs at KHSAA on Wed. 13 Sep 2006. Per communication with Ms. Isaacs, the Title IX annual report is to reflect all costs paid by the school, and not by the district. Therefore, the information previously provided in annual reports is accurate. Nicholas Co. High School does not assume costs for athletic team travel or facility improvements for any of the sports offered at our school. All of these costs are entirely absorbed by the Nicholas Co. Board of Education. Therefore, the report showing no expenditures for travel and facility improvements is accurate.

Copies of this letter have been made and filed with each Title IX Annual Report on record at our school, as requested by KHSAA. Please update your Nicholas Co. High School Title IX files with this letter of validation.

*Sincerely,*



*Adam T. Davis...*

*Nicholas Co. Co-Athletic Director*

*Doug Bechanan*

*District Title IX Coordinator*



**2005-2006  
ACTUAL EXPENDITURES - PROGRAM COMPARISON CHART I  
TO INCLUDE BOOSTER CLUB FUNDING**

	equipment and supplies		travel		awards		coaches' salaries (to include supplemental and extended employment; dollar amount needed)		facilities improvements		publications (if sport-specific)	
	Expenditures		Expenditures		Expenditures		Expenditures		Expenditures		Expenditures	
	School	Booster	School	Booster	School	Booster	School	Booster	School	Booster	School	Booster
G basketball	813.84	8732.80	0	0	0	0	11000	0	0	0	0	0
B basketball	630	4232.13	0	0	0	0	11000	0	0	0	0	0
G softball	1760.65	6238.41	0	0	0	0	3500	0	0	0	0	0
B baseball	705.79	4020.47	0	0	0	0	3500	0	0	0	0	0
G cross country	0	0	0	0	0	0	0	0	0	0	0	0
B cross country	0	0	0	0	0	0	0	0	0	0	0	0
G golf	280.50	0	0	0	0	0	500	0	0	0	0	0
B golf	280.50	0	0	0	0	0	500	0	0	0	0	0
G soccer	0	0	0	0	0	0	0	0	0	0	0	0
B soccer	0	0	0	0	0	0	0	0	0	0	0	0
G swimming	0	0	0	0	0	0	0	0	0	0	0	0
B swimming	0	0	0	0	0	0	0	0	0	0	0	0

1. Total expenditures on T-35 and T-36 on the 2005-2006 year report due by April 15, 2006, should reflect the total monies spent (rounded off to nearest hundred) for the entire school year of 2004-2005 ending June 30, 2005.

2. Booster Club Funding/Contributions must be included in the expenditures total.

Principal's Signature: *[Signature]* Date: 9/15/06

**2005-2006  
ACTUAL EXPENDITURES - PROGRAM COMPARISON CHART 2  
TO INCLUDE BOOSTER CLUB FUNDING**

	equipment and supplies		travel		awards		coaches' salaries (to include supplemental and extended employment; dollar amount needed)		facilities improvements		publications (if sport-specific)	
	Expenditures		Expenditures		Expenditures		Expenditures		Expenditures		Expenditures	
	School	Booster	School	Booster	School	Booster	School	Booster	School	Booster	School	Booster
G track	60	0	0	0	0	0	1750	0	0	0	0	0
B track	60	0	0	0	0	0	1750	0	0	0	0	0
G tennis	15.04	0	0	0	0	0	500	0	0	0	0	0
B tennis	15.04	0	0	0	0	0	500	0	0	0	0	0
G volleyball	2266.07	4120.06	0	0	0	0	3500	0	0	0	0	0
B wrestling	0	0	0	0	0	0	0	0	0	0	0	0
G (list sport)	0	0	0	0	0	0	0	0	0	0	0	0
B football	10182.32	6401.15	0	0	0	0	16000	0	0	0	0	0
G (list sport)	0	0	0	0	0	0	0	0	0	0	0	0
B (list sport)	0	0	0	0	0	0	0	0	0	0	0	0

1. Total expenditures on T-35 and T-36 on the 2005-2006 year report due by April 15, 2006, should reflect the total monies spent (rounded off to nearest hundred) for the entire school year of 2004-2005 ending June 30, 2005.

2. Booster Club Funding/Contributions must be included in the expenditures total.

Indicate percentage of total expenditures for each gender:

Gender	Expenditures	Percentage
Boys	\$59,777.40	57%
Girls	\$45,037.37	43%
<b>Total:</b>	<b>\$104,814.77</b>	<b>100%</b>

Principal's Signature: [Signature] Date: 9/16/06

# NICHOLAS COUNTY HIGH SCHOOL WEIGHT ROOM SCHEDULE 2005/2006

## July 15-August 11

Volleyball	3:30-5:00 P.M.	M-F
Football	5:30-7:00 P.M.	M-F

## August 11-October 15

Softball	3:30-5:00 P.M.	M-F
Girls' Basketball	3:30-5:00 P.M.	M-F
Boys' Basketball	5:30-7:00 P.M.	M-F
Football	5:30-7:00 P.M.	M-F
Volleyball	(doesn't lift during season)	

## October 16-December 20

Softball	3:30-5:00 P.M.	T,Th
Football	7:00 A.M.	M-F
Girls' Basketball	*3:30-5:00 P.M.	M-F
Boys Basketball	*3:30-5:00 P.M.	M-F

\*On late practice day

## January 3-March 1

Football	7:00 A.M.	M-F
Softball	Two days per week	
Girls' Basketball	No lifting	
Boys' Basketball	No lifting	
Volleyball	No lifting	
Baseball	Lifts with Football	

## March 2-June 1

Football Practice	Spring Practice and then No Lifting
Track	As recommended by Coach
Baseball	No lifting
Softball	No lifting

All coaches make needed changes in their schedules to facilitate each other.