



# Kentucky High School Athletic Association

2280 Executive Drive ° Lexington, KY 40505 ° www.khsaa.org ° (859)299-5472 (859)293-5999 (fax)

## MEMORANDUM

To: Superintendent, Principal, and Athletic Director  
Pikeville High School

From: Brigid L. DeVries, Commissioner  
Larry Boucher, Assistant Commissioner *LJB*


Date: July 27, 2006

Subject: 2005-2006 Title IX Annual Report Forms Submission

Enclosed please find a copy of Form T-65, the 2005-2006 KHSAA Title IX Annual Report Submission Status Report. In addition, you may find an attachment with corrected copies of the forms submitted by your school personnel. Please review this information so the forms can be completed accurately in the future.

Also, KHSAA Audit Team Members may have requested resubmission of some of the 2005-2006 Annual Report Forms or need additional information on your athletic programs. Please submit this information by the date requested if this is applicable. Copies and all KHSAA Title IX documents must be kept current and included in your permanent Title IX File at the school. All documents are subject to Open Records Requests.

Should you need any further information, please do not hesitate to call anytime.



**KHSAA TITLE IX  
ANNUAL REPORT SUBMISSION  
STATUS REPORT  
2005-2006**

KHSAA Form T65  
Revised 8/05

TO: KHSAA Member School Superintendents, Principals, and Athletic Directors

FROM: Brigid L. DeVries, Commissioner  
Larry Boucher, Assistant Commissioner

DATE: 7/26/2006

School	Pikeville High	Reviewed by	Fran Edwards
--------	----------------	-------------	--------------



The following is a status report regarding the required 2005 - 2006 Title IX Annual Report submission of forms due into the KHSAA office by April 15, 2006. Appropriate KHSAA Audit Team personnel have reviewed these forms and the following is a summary of this review.

I. Checklist of Forms properly submitted in a satisfactory manner:

<input checked="" type="checkbox"/>	GE 19 (Annual Verification)	<input checked="" type="checkbox"/>	T-35 (Budget Expenses)
<input checked="" type="checkbox"/>	T-1 (Summary Program Chart 1)	<input checked="" type="checkbox"/>	T-36 (Budget Expenses)
<input checked="" type="checkbox"/>	T-2 (Summary Program Chart 2)	<input checked="" type="checkbox"/>	T-41 (Checklist -- Overall Interscholastic Program)
<input checked="" type="checkbox"/>	T-3 (Summary Program Chart 3)	<input checked="" type="checkbox"/>	T-60 (Corrective Action Plan)
<input checked="" type="checkbox"/>	T-4 (Summary Program Chart 4)	<input checked="" type="checkbox"/>	T-63 (Interscholastic Survey Results)

II. Status

A.	<input checked="" type="checkbox"/>	2005 - 2006 Forms are satisfactory and no further information or action is necessary at this time.
B.		Errors have been noted with respect to the following forms:
C.		The following forms were omitted and must be submitted by school representatives:
D.		Other Recommendation and Comments:





Kentucky High School Athletic Association

# KENTUCKY HIGH SCHOOL ATHLETIC ASSOCIATION

## TITLE IX

### MEMBER SCHOOLS 2005-2006 ANNUAL REPORT FORMS

Submit to KHSAA  
By April 15, 2006





Kentucky High School Athletic Association

2005-2006 KENTUCKY HIGH SCHOOL ATHLETIC ASSOCIATION ANNUAL VERIFICATION OF TITLE IX PROCEDURES (To be submitted by April 15, 2006 along with other required forms)

KHSAA Form GE19 Rev. 9/05

The Pikeville High School, Pikeville, Kentucky (Name of High School) (City)

certifies to the Kentucky High School Athletic Association that the following is an accurate and true representation of the facts surrounding compliance with 20 U.S.C. Sections 1681-1688, et. Seq. (also known as Title IX)

I certify the following provisions in accordance with records at the school contained in the permanent Title IX file, and to the best of my knowledge have completed the following tasks (All boxes must be checked).

Established a gender equity committee at the high school. (list committee personnel and provide attachment if necessary)

Table with 4 columns: Name, Address, Phone, Title. Rows include Ken Trivette and Bob Shurtleff.

Scheduled a minimum of three meetings during the 2005-2006 school year on the following dates: July 12, 2005, Nov. 1, 2006, March 30, 2006

Designated the following person(s) as the Title IX coordinator for the school: Ken Trivette, Ath Director, 189 3rd St Pikeville, KY 41501 606-433-1931

Designated the following person(s) as the Title IX coordinator for the district: Jane Campbell, Instructional Supervisor, 401 North Mayo Trail, Pikeville, KY 41501 606-432-8161

School personnel are continuing to make periodic reviews of the boys' and girls' athletics program reflected in the Corrective Action Plan.

In addition to the above information, the above referenced school maintains a complete permanent file relative to Title IX records including copies of the self-assessment audit, all corrective action plans, and other related materials.

Principal's Signature, Date 4-11-2006

Superintendent Signature, School Board Chairpersons' Signature

(Send original copy to KHSAA - Maintain duplicate in Title IX school folder)

Rusty Davis  
269 Northmonte Drive  
Pikeville, KY 41501

Susan Lockhart  
2677 Town Mtn Rd  
Pikeville, KY 41501

Howard Lockhart  
2677 Town Mtn Rd  
Pikeville, KY 41501

Paula Martin  
140 W Cedar Drive  
Pikeville, KY 41501

Mike Spears  
PO Box 2932  
Pikeville, KY 41502

Jessica Parrish  
PO Box 2096  
Pikeville, KY 41502

Bob Shurtleff  
178 Walnut St  
Pikeville, KY 41501

Anna Lou Shurtleff  
PO Box 2260  
Pikeville, KY 41502

Calvin Wheat  
192 Cedar Hills Drive  
Pikeville, KY 41501

George Childers  
111 Angela St  
Pikeville, KY 41501

Frank Dawahare  
136 6<sup>th</sup> St  
Pikeville, KY 41501

Dale Lynch  
168 Scott Ave  
Pikeville, KY 41501

Mark Myers  
PO Box 260  
Pikeville, KY 41502

~~Pam May~~  
~~PO Box 1439~~  
Pikeville, KY 41502

Billie K. Stanley  
177 Walnut St  
Pikeville, KY 41501

Elizabeth Salyers  
Pikeville, KY 41501

Kendal Cecil  
182 Meadowview Lane  
Pikeville, KY 41501

Bill Staggs  
126 Yorkwood Forest Dr  
Pikeville, KY 41501

Buddy Beeler  
Yorkwood Forest Dr  
Pikeville, KY 41501

Trish Chaney  
311 Walters Rd  
Pikeville, KY 41501

Jeannette Elder  
132 Walnut St  
Pikeville, KY 41501

SB

\* All Head Varsity Coach and Board Presidents Included \*

DAN HOUSTON  
PO BOX 591  
ALLEN, KY 41601

CINDY HALBERT  
149B MT. CHASE DRIVE  
PIKEVILLE, KY 41501

CHRIS LAWSON  
PO BOX 2374  
PIKEVILLE, KY 41502

MIKE JACKSON  
COLLEY HILLS  
PIKEVILLE, KY 41501

JEANNIE STONE  
122 W. KEYSER HEIGHTS  
PIKEVILLE, KY 41501

BART WILLIAMS  
111 APPLE COURT  
PIKEVILLE, KY 41501

LISA WHEELER  
138 E. KEYSER HEIGHTS  
PIKEVILLE, KY 41501

LIBBY WHITE  
803 BURNING FORK RD  
PIKEVILLE, KY 41501

GEORGE CHILDERS  
ANGELA STREET  
PIKEVILLE, KY 41501

JOE DAN VANHOOSE  
7<sup>TH</sup> STREET  
PIKEVILLE, KY 41501

SHEILA SHULL  
KEYSER HEIGHTS  
PIKEVILLE, KY 41501

ELIZABETH SALYERS  
Cedar Ck Rd  
Pikeville, KY 41501

1

MIKE CASTLE  
HAMBLEY BLVD  
PIKEVILLE, KY 41501

2005-2006  
**ACCOMMODATION OF INTERESTS AND ABILITIES**  
**SUMMARY PROGRAM CHART 1**

KHSAA  
 Form T1  
 Rev. 9-05

**Participation Opportunities Test One**

		(Column 1)	(Column 2)	(Column 3)	(Column 4)
	Program	Enrollment	Percentage of Total Enrollment	Number of Interscholastic Participants (double and triple count)	Percentage of Total Participation
Row 1	GIRLS	154	42	186	44
Row 2	BOYS	217	58	239	56
Row 3	Totals	371	100%	425	100%

Instructions:

\*Number of 8<sup>th</sup> grade students & below used in Column 3 and Column 4 calculations if applicable: 30

- Determine the total number of girls enrolled, (place in Row 1, Column 1). Determine the total number of boys enrolled, (place in Row 2, Column 1).
- Add the total number of girls and boys enrolled to determine total enrollment, (place in Row 3, Column 1).
- Calculate the percentage of total enrollment that is female. (Divide Row 1, Column 1 by row 3, Column 1 and place in Row 1, Column 2.) Calculate the percentage of total enrollment that is male. (Divide Row 2, Column 1 by Row 3, Column 1 and place in Row 2, Column 2.) Note: Row 1, Column 2 plus Row 2, Column 2 should total 100%.
- Ask the head coaches to review the most updated eligibility or squad lists for their teams. Ask coaches to confirm the names of those individuals who are on the team as of the first **date of competition**, and cross out the names of those who were cut from the team or quit the team prior to the first competitive event. Determine the total number of interscholastic athletics participants that are girls, (and place in Row 1, Column 3). In order to determine the total number of athletics participants, an individual should be counted each time he or she participates on a team. For example, if Jane Doe competes on the varsity volleyball team, the junior varsity volleyball team, the junior varsity basketball team, and the varsity softball team, she should be counted as four participants (**do not include club or intramural sports participants, cheerleaders, dance teams, or pom squads**). Calculate the same way for boys and girls. \* In addition, should 8<sup>th</sup> grade students and below play on a Freshman, Junior Varsity, or Varsity team, they should also be counted for each team and sport on which they participate. If applicable, please asterisk the above notation as to how many 8<sup>th</sup> grade students & below are included in the totals. Using the same procedure, determine the total number of interscholastic athletic participants that are boys, (and place in Row 2, Column 3). Add Row 1, Column 3 plus Row 2, Column 3 to get total participants and place in Row 3, Column 3.
- Calculate the percentage of female participation. (Row 1, Column 3 divided by Row 3, Column 3 and place in Row 1, Column 4.) Calculate the percentage of male participation. (Row 2, Column 3 divided by Row 3, Column 3 and place in Row 2, Column 4.) Note: Row 1, Column 4 plus Row 2, Column 4 should total 100%.

Note: While being within three percent is not a formal compliance standard; if the percent listed in Row 1, Column 4 is within 3% of Row 1, Column 2, then it provides a good target within which compliance is likely.

Principal's Signature: \_\_\_\_\_

Date: 4-11-06

**2005-2006**  
**ACCOMMODATION OF INTERESTS AND ABILITIES**  
**SUMMARY PROGRAM CHART 2**


KHSAA  
 Form T2  
 Rev. 9/05

**Participation Opportunities Test Two**

		Column 1	Column 2	Column 3	Column 4	Column 5	
Program		Number of Teams Currently Offered	Number of Participants	Number of Teams Added Since the beginning of the 2001-2002 School Year	Number of Participants Added Since the beginning of the 2001-2002 School Year	Percent of Total Participation By Sex Added Since the beginning of the 2001-2002 School Year	
GIRLS	Row 1	varsity:	8	134	2	32	
	Row 2	j.v.:	3	42	0	0	
	Row 3	frosh:	1	10	0	0	
	Row 4	total:	12	186	2	32	17%
BOYS	Row 5	varsity:	8	163	1	X 24	
	Row 6	j.v.:	3	59	0	0	
	Row 7	frosh:	2	17	0	0	
	Row 8	total:	13	239	1	X 24	<del>10%</del> 10%

- 1) For Column 1, list the number of interscholastic teams offered for girls and boys at each competitive level (varsity, junior varsity, and freshman). For girls, total each of the entries in Rows 1, 2, and 3 into Row 4. For boys, total Rows 5, 6, and 7 into Row 8.
- 2) For Column 2, list the number of participants at each level. For girls, total each of the entries in Rows 1, 2, and 3 into Row 4. For boys, total Rows 5, 6, and 7 into Row 8. **Note:** The totals in Row 4 for girls and in Row 8 for boys must be the same as the totals in Form T-1, Column 3, Rows 1 and 2 respectively.
- 3) For Column 3, list the number of interscholastic teams that have been added in the last five years at each competitive level. Count each team added during the 5 year period only one time. e.g. Girl's junior varsity soccer was added 3 years ago, count the team only once, not 3 times. For girls, total the entries in Rows 1, 2, and 3 into Row 4. For boys, total Rows 5, 6, and 7 into Row 8.
- 4) For Column 4, list the number of participants that are currently on each level of the teams that were added in the last five years. If a team was added previously but no longer exists, there are no current participants to be added for that team. For girls, total the entries in Rows 1, 2, and 3 into Row 4. For boys, total Rows 5, 6, and 7 into Row 8.
- 5) For Column 5, calculate the percentage of participants that have been added in the last five years. For girls, take the number in Column 4, Row 4 and divide by the number in Column 2, Row 4. For boys, take the number in Column 4, Row 8 and divide it by the number in Column 2, Row 8.

Note: If the percentage of current participants added in the last five years is 25% or greater, compliance with test two may be possible. If less than 25%, then compliance with test three should be analyzed. **CAUTION:** 25% is not a formal compliance standard.

Principal's Signature:  Date: 1-12-06




**2005-2006**  
**ACCOMMODATION OF INTERESTS AND ABILITIES**  
**SUMMARY PROGRAM CHART 3**

KHSAA  
 Form T3  
 Rev. 9/05

**Participation Opportunities Test Three**

FOR ANY QUESTION ANSWERED "YES" IDENTIFY THE RESPECTIVE SPORT(S).

	GIRLS (Yes / No)		BOYS (Yes / No)
1. For a sport not currently played at the interscholastic level (varsity, junior varsity, or freshman) in your school, is there an intramural team offered for that sport?	Yes Flag football		No
2. For a sport <u>not</u> currently offered in your interscholastic athletics program, is there sufficient interest to form a viable interscholastic team based on participation on an intramural team or community recreation teams?	No		No
3. For a sport <u>not</u> currently offered, is there sufficient interest, based on your most recent Student Interest Survey, to form a viable interscholastic team based on student responses from the interscholastic survey? If yes, what sport?	No		No
4. For a sport currently offered at the varsity level only, is there sufficient interest, based on your most recent Student Interest Survey, to form a viable team for a junior varsity or freshman team that is not currently offered?	No		No
5. For a sport currently offered at the junior varsity or freshman level is there sufficient interest, based on your most recent Student Interest Survey, to form a varsity team not currently offered?	No		No
6. If you answered YES to question (1), (2), (3), (4), or (5), are there enough high schools in your geographic area offering the sport (at the appropriate level) to allow for the development of a reasonable schedule of competition?	No		No


Principal's Signature:  Date: 4-11-06

**2005-2006**  
**ACCOMODATION OF INTERESTS AND ABILITIES**  
**SUMMARY PROGRAM CHART 4**

**Levels of Competition Test One**

		Column 1	Column 2	Column 3
<b>Girls</b>	<b>Team Levels</b>	<b>Number of Teams Currently Offered</b>	<b>Number of Participants</b>	<b>Percentage of Participants at Each Level</b>
Row 1	varsity:	8	134	72%
Row 2	j.v.:	3	42	23%
Row 3	frosh:	1	10	5%
Row 4	total:		186	100%
<b>Boys</b>				
Row 5	varsity:	8	163	68%
Row 6	j.v.:	3	59	25%
Row 7	frosh:	2	17	7%
Row 8	total:		239	100%

- 1) Column 1, list the number of interscholastic teams offered for girls and boys at each competitive level; varsity, junior varsity, and freshman. (Refer to Form T-2, Accommodation of Interests and Abilities, Summary Program Chart 2, Column 1.)
- 2) For Column 2, list the number of participants at each level. For girls, total the entries in Rows 1, 2, and 3 into Row 4. For boys, total the entries in Rows 5, 6, and 7 into Row 8. (Refer to Form T-2, Accommodation of Interests and Abilities, Summary Program Chart 2, Column 2.)
- 3) For Column 3, calculate the percentage of female and male participants at each level.  
For girls' varsity, junior varsity, and frosh, respectively:
  - Divide Column 2, Row 1 by Column 2, Row 4, and place the percentage in Column 3, Row 1.
  - Divide Column 2, Row 2 by Column 2, Row 4, and place the percentage in Column 3, Row 2.
  - Divide Column 2, Row 3 by Column 2, Row 4, and place the percentage in Column 3, Row 3.
  -
 For boys' varsity, junior varsity, and frosh, respectively:
  - Divide Column 2, Row 5 by Column 2, Row 8, and place the percentage in Column 3, Row 5.
  - Divide Column 2, Row 6 by Column 2, Row 8, and place the percentage in Column 3, Row 6.
  - Divide Column 2, Row 7 by Column 2, Row 8, and place the percentage in Column 3, Row 7.


Principal's Signature:  Date: 4-11-06

**2005-2006  
ACTUAL EXPENDITURES - PROGRAM COMPARISON CHART I  
TO INCLUDE BOOSTER CLUB FUNDING**

	equipment and supplies		travel		awards		coaches' salaries (to include supplemental and extended employment; <i>dollar amount needed</i> )		facilities improvements		publications (if sport-specific)	
	Expenditures		Expenditures		Expenditures		Expenditures		Expenditures		Expenditures	
	School	Booster	School	Booster	School	Booster	School	Booster	School	Booster	School	Booster
G basketball	2500	10,000	2000	2200	200	800	14,415	0	2500	0	0	4500
B basketball	2500	12,000	900	1200	250	900	15,190	0	2500	0	0	4500
G softball	1367	1200	500	950	250	160	4805	0	160,000	-	-	-
B baseball	869	1800	600	0	300	240	4960	0	21,000	0	-	-
G cross country	300	400	200	400	100	180	1100	0	0	0	-	-
B cross country	300	300	200	800	100	360	1100	0	0	0	-	-
G golf	250	-	2,079	-	100	0	930	0	0	0	-	-
B golf	250	-	168	-	100	0	1085	0	0	0	-	-
G soccer	1250	400	626	1100	360	330	1705	0	21,000	0	-	-
B soccer	1250	400	605	1500	340	580	1550	0	21,000	0	-	-
G swimming	-	-	-	-	-	-	-	-	-	-	-	-
B swimming	-	-	-	-	-	-	-	-	-	-	-	-

1. Total expenditures on T-35 and T-36 on the 2005-2006 year report due by April 15, 2006, should reflect the total monies spent (rounded off to nearest hundred) for the entire school year of 2004-2005 ending June 30, 2005.

2. Booster Club Funding Contributions must be included in the expenditures total.

Principal's Signature:  Date: 4-11-06

**2005-2006  
ACTUAL EXPENDITURES - PROGRAM COMPARISON CHART 2  
TO INCLUDE BOOSTER CLUB FUNDING**

	equipment and supplies		travel		awards		coaches' salaries (to include supplemental and extended employment; dollar amount needed)		facilities improvements		publications (if sport-specific)	
	Expenditures		Expenditures		Expenditures		Expenditures		Expenditures		Expenditures	
	School	Booster	School	Booster	School	Booster	School	Booster	School	Booster	School	Booster
G track	600	200	560	600	400	400	2010	0	6000	2600	-	-
B track	600	200	500	600	400	400	2010	0	6000	2600	-	-
G tennis	250	600	300	0	200	160	1085	0	0	0	-	-
B tennis	250	800	300	0	200	120	1085	0	0	0	-	-
G volleyball	1000	500	734	300	200	200	1550	0	0	0	-	-
B wrestling	-	-	-	-	-	-	-	-	-	-	-	-
G (list sport)	-	-	-	-	-	-	-	-	-	-	-	-
B football	15,000	6000	1108	6000	1400	1400	24,420	0	21,000	0	8500	-
G (list sport)	-	-	-	-	-	-	-	-	-	-	-	-
B (list sport)	-	-	-	-	-	-	-	-	-	-	-	-

1. Total expenditures on T-35 and T-36 on the 2005-2006 year report due by April 15, 2006, should reflect the total monies spent (rounded off to nearest hundred) for the entire school year of 2004-2005 ending June 30, 2005.

2. Booster Club Funding/Contributions must be included in the expenditures total.

Indicate percentage of total expenditures for each gender:

Gender	Expenditures	Percentage
Boys	\$ 201,190.00	43%
Girls	\$ 261,606.00	57%
<b>Total:</b>	<b>\$ 462,796.00</b>	<b>100%</b>

Principal's Signature: *[Signature]* Date: 4-11-06

## 2005-2006 KHSAA TITLE IX ATHLETICS AUDIT

KHSAA  
Form T41  
Rev. 9/05


### Checklist - Overall Interscholastic Athletics Program

**DIRECTIONS:**

For the Areas of Compliance (Opportunities and Benefits) listed on the left hand side of the page, place a checkmark under the appropriate column identifying whether your school provided an advantage to the Girls' Program, or to the Boys' Program or to Neither Program.

Areas of Compliance:	ADVANTAGE TO:		
	GIRLS' PROGRAM	BOYS' PROGRAM	NEITHER PROGRAM
<b>OPPORTUNITIES</b>			
Accommodation of Interest and Abilities			✓
<b>BENEFITS</b>			
Equipment and Supplies			✓
Scheduling of Games and Practice Time			✓
Travel and Per Diem Allowances			✓
Coaching			✓
Locker Rooms, Practice and Competitive Facilities			✓
Medical and Training Facilities and Services			✓
Publicity			✓
Support Services			✓
Athletic Scholarships			✓
Tutoring			✓
Housing and Dining Facilities and Services			na
Recruitment of Student Athletes		✓	

Principal's Signature: \_\_\_\_\_



Date: \_\_\_\_\_

4-11-06

\_\_\_\_\_ Pikeville \_\_\_\_\_

CORRECTIVE ACTION PLAN

**DIRECTIONS:**

1. For Column 1, indicate the intended area which needs corrective action in order to achieve gender equity. For Column 2, write the suggested change or activities that will correct the area in need of alteration. For Column 3, include the estimated completion date for the changes or activities.
2. It is possible to attain compliance with Title IX and no longer need "corrective" action. However, the KHSAA strongly encourages compliant schools to identify items for improvement (Column 1), activities to accomplish the improvement (Column 2) and a timetable for completion (Column 3) that will strengthen the athletic program.
3. You may copy this form as needed. Please attach corrective action plans along with audit forms and submit by April 15, 2006.

COLUMN 1 ITEM FOR CORRECTION/ IMPROVEMENT	COLUMN 2 SUGGESTED CHANGE/ ACTIVITIES	COLUMN 3 TIME TABLE FOR CORRECTIVE ACTION/ COMPLETION
Girl Athletes Recruitment & Retention	Better Little League Programs Better Jr. High Programs For Girls who will play basketball, volleyball & soccer	On going 2 - 3 years

Principal's Signature: 

Date: 4-11-06

2005-2006 INTERSCHOLASTIC ATHLETICS STUDENT SURVEY

KHSAA  
Form T61  
Rev. 9/05

1. Is the School District offering the interscholastic sport(s) you want to play?  
201 Yes  
54 No, I want to play Bowling (5); LaCrosse (14); Swim/Dive (7)  
47 I am not interested in athletics  
9 No Response
  
2. During the **fall season**, which KHSAA sanctioned sport would you like to play?  
43 Football  
9 Girls' Volleyball  
31 Boys' Cross Country  
27 Girls' Cross Country  
12 Boys' Golf  
5 Girls' Golf  
21 Boys' Soccer  
19 Girls' Soccer  
46 I would not participate
  
3. During the **winter season**, which KHSAA sanctioned sport would you like to play?  
35 Boys' Basketball  
29 Girls' Basketball  
9 Boys' Swimming & Diving  
11 Girls' Swimming & Diving  
21 Boys' Wrestling  
61 Boys' and Girls' Indoor Track  
39 I would not participate
  
4. During the **spring season**, which KHSAA sanctioned sport would you like to play?  
71 Boys' Track  
59 Girls' Track  
8 Girls' Tennis  
17 Boys' Tennis  
10 Girls' Slow Pitch Softball  
32 Girls' Fast Pitch Softball  
39 Boys' Baseball  
79 I would not participate
  
5. Do you participate in intramural sports? If you do, which sports(s)?  
24 Yes Football; Basketball  
172 No
  
6. Which intramural sports, if any, would you like to see added?  
Basketball (75) Volleyball (39) LaCrosse (7) Ping Pong

7. Do you participate in non-school sport activities? If you do, which sport(s)?

91 Yes most baseball & soccer  
137 No

8. Are you currently participating in interscholastic athletics during any season?

168 Yes  
92 No Why don't you participate in interscholastic athletics?

- 7 I prefer other activities such as band, chorus, etc.
- 21 I don't have time
- 3 The practice schedules and game times are inconvenient
- 21 The sport I like isn't offered
- 6 It's too expensive
- 3 I prefer to participate in club or intramural sports
- 17 Working
- 22 Other  
Don't Like Sports

9. Do you have any suggestions to encourage participation?

---



---



---



---

10. Which Non-KHSAA sanctioned sport would you like to play?

- 12 Archery
- 21 Field Hockey
- 51 Bowling
- 3 Boys' Gymnastics
- 17 Girls' Gymnastics
- 21 Ice Hockey
- 33 Boys' Lacrosse
- 21 Girls' Lacrosse
- 31 Rifle
- 42 Rodeo
- 31 Boys' Volleyball
- 20 Water Polo
- 57 Weightlifting
- 48 I would not participate

**OPTIONAL**

Name: \_\_\_\_\_

Age: \_\_\_\_\_

Male: 167

Female: 124

(check one)





**2005-2006 INTERSCHOLASTIC  
ATHLETICS SURVEY**  
Summary of Student Responses

KHSAA  
Form T63  
Rev. 9/05

**School Name:** Pikeville High School

**School Enrollment:** 371 (SHOULD AGREE WITH FORM T-1)

**Date:** 3-31-2006

**Completed By:** Ken Trivette

**Instructions:**

1. Summarize the Student Athletics Interest Surveys Form T-61 by listing the total number of responses on the line next to each sport.
2. Under the Other Category please provide a listing of the sports as well as the number of students who are interested in participating.
3. Please sign and date this Summary Form (T-63) and mail this Summary Form only to the KHSAA by April 15, 2006. Do not mail the student surveys (Form T-61). However, these Forms should be maintained in your files in the event they are requested subsequently.

326 Number of Surveys  
306 Total Returned (*A minimum of 80% return is expected*)  
8-11 Grades Surveyed (*Should be grades 9-11 and 8<sup>th</sup> grade if school has a feeder system*)

How Was The Survey Administered? English Classes  
 (e.g. was it given in all English classes, or all home rooms, or advisee/advisor?)

**KHSAA Sanctioned Fall Sports** (*List Total Number of Participation Responses*)

27 Cross Country (Girls)  
31 Cross Country (Boys)  
43 Football (Boys)  
5 Golf (Girls)  
12 Golf (Boys)  
19 Soccer (Girls)  
21 Soccer (Boys)  
9 Volleyball (Girls)

**Winter Sport** (*List Total Number of Participation Responses*)

<u>29</u>	Basketball (Girls)
<u>35</u>	Basketball (Boys)
<u>61</u>	Indoor Track (Girls)
	Indoor Track (Boys)
<u>11</u>	Swimming & Diving (Girls)
<u>9</u>	Swimming & Diving (Boys)
<u>21</u>	Wrestling (Boys)

**Spring Sport** (*List Total Number of Participation Responses*)

<u>39</u>	Baseball (Boys)
<u>32</u>	Fast Pitch Softball (Girls)
<u>10</u>	Slow Pitch Softball (Girls)
<u>8</u>	Tennis (Girls)
<u>17</u>	Tennis (Boys)
<u>57</u>	Track (Girls)
<u>71</u>	Track (Boys)

**Non-KHSAA Sanctioned Sports** (*From Student Survey T-61 Question 10*)

<u>12</u>	Archery
<u>21</u>	Field Hockey
<u>51</u>	Bowling
<u>3</u>	Boys' Gymnastics
<u>17</u>	Girls' Gymnastics
<u>21</u>	Ice Hockey
<u>33</u>	Boys' Lacrosse
<u>21</u>	Girls' Lacrosse
<u>31</u>	Rifle
<u>42</u>	Rodeo
<u>31</u>	Boys' Volleyball
<u>20</u>	Water Polo
<u>57</u>	Weightlifting

**Number of Students who participate in Intramural Sports**

(*From Student Survey T-61 Question 5*)

<u>Sport</u>	<u>Number</u>
Football & Basketball	24

**List Intramural Sports students are interested in adding:**

*(From Student Survey T-61 Question 6)*

<u>Sport</u>	<u>Number</u>
Basketball	75
Volleyball	39
Lacrosse	7

**Participation in Non-School Sports Activities**

*(From Student Survey T-61 Question 7)*

<u>Sport</u>	<u>Number</u>
Baseball & Soccer	91

**Reasons for not participating in interscholastic athletics**

*(From Survey Question 8)*

- 7 I prefer other activities such as band, chorus, etc.
- 21 I don't have time
- 3 The practice schedules and game times are inconvenient
- 21 The sport I like isn't offered
- 6 It's too expensive
- 3 I prefer to participate in club or intramural sports
- 17 Working
- 22 Other:  
Do not like sports

Student Suggestions to encourage participation

---

---

---

---

---

  
Principal's Signature

4-11-06  
Date