



Kentucky High School Athletic Association

2280 Executive Drive ° Lexington, KY 40505 ° www.khsaa.org ° (859)299-5472 (859)293-5999 (fax)

MEMORANDUM

To: Superintendent, Principal, and Athletic Director
Pleasure Ridge Park High School

From: Brigid L. DeVries, Commissioner
Larry Boucher, Assistant Commissioner *LB*


Date: July 27, 2006

Subject: 2005-2006 Title IX Annual Report Forms Submission

Enclosed please find a copy of Form T-65, the 2005-2006 KHSAA Title IX Annual Report Submission Status Report. In addition, you may find an attachment with corrected copies of the forms submitted by your school personnel. Please review this information so the forms can be completed accurately in the future.

Also, KHSAA Audit Team Members may have requested resubmission of some of the 2005-2006 Annual Report Forms or need additional information on your athletic programs. Please submit this information by the date requested if this is applicable. Copies and all KHSAA Title IX documents must be kept current and included in your permanent Title IX File at the school. All documents are subject to Open Records Requests.

Should you need any further information, please do not hesitate to call anytime.



**KHSAA TITLE IX
ANNUAL REPORT SUBMISSION
STATUS REPORT
2005-2006**

KHSAA Form T65
Revised 8/05

TO: KHSAA Member School Superintendents, Principals, and Athletic Directors

FROM: Brigid L. DeVries, Commissioner
Larry Boucher, Assistant Commissioner

DATE: 7/26/2006

School	Pleasure Ridge Park	Reviewed by	Phyllis Catlett
--------	---------------------	-------------	-----------------

The following is a status report regarding the required 2005 - 2006 Title IX Annual Report submission of forms due into the KHSAA office by April 15, 2006. Appropriate KHSAA Audit Team personnel have reviewed these forms and the following is a summary of this review.

I. Checklist of Forms properly submitted in a satisfactory manner:

<input checked="" type="checkbox"/>	GE 19 (Annual Verification)	<input checked="" type="checkbox"/>	T-35 (Budget Expenses)
<input checked="" type="checkbox"/>	T-1 (Summary Program Chart 1)	<input checked="" type="checkbox"/>	T-36 (Budget Expenses)
<input checked="" type="checkbox"/>	T-2 (Summary Program Chart 2)	<input checked="" type="checkbox"/>	T-41 (Checklist – Overall Interscholastic Program)
<input checked="" type="checkbox"/>	T-3 (Summary Program Chart 3)	<input checked="" type="checkbox"/>	T-60 (Corrective Action Plan)
<input checked="" type="checkbox"/>	T-4 (Summary Program Chart 4)	<input checked="" type="checkbox"/>	T-63 (Interscholastic Survey Results)

II. Status

A.	<input checked="" type="checkbox"/>	2005 – 2006 Forms are satisfactory and no further information or action is necessary at this time.
B.		Errors have been noted with respect to the following forms:
C.		The following forms were omitted and must be submitted by school representatives:
D.	<input checked="" type="checkbox"/>	Other Recommendation and Comments: The school has addressed several issues to interest female participation on the Corrective Action Plan that include facility improvements. Thanks for all your hard work with the Title IX program. Have a great summer. Good report.



**2005-2006 KENTUCKY HIGH SCHOOL ATHLETIC ASSOCIATION
ANNUAL VERIFICATION OF TITLE IX PROCEDURES**
(To be submitted by April 15, 2006 along with other required forms)

KHSAA
Form GE19
Rev. 9/05

The Pleasure Ridge Park High School, Louisville, Kentucky
(Name of High School) (City)

certifies to the Kentucky High School Athletic Association that the following is an accurate and true representation of the facts surrounding compliance with 20 U.S.C. Sections 1681-1688, et. Seq. (also known as Title IX)

I certify the following provisions in accordance with records at the school contained in the permanent Title IX file, and to the best of my knowledge have completed the following tasks (All boxes must be checked).

- Established a gender equity committee at the high school. (list committee personnel and provide attachment if necessary)

Name	Address	Phone	Title
Daniel Johnson	6307 Hunters Grove 40214	448-8170	Principal
Craig Webb	2711 Melvin Ct 40214	448-4013	Athletic Director
Stacey Flott	5219 Plum DR 40258	933-8042	Student
Samantha Kestler	5616 Grandel Blvd. 40258	447-1307	Student
Troy Frazier	10208 Evc Drive 40272	933-1545	Student
Megan Miller	1422 Garvey 40216	905-7181	UBAS EP Softball Coach
Karen Coombs	8303 Gloxinia Dr 40258	933-0025	Parent
Karen Martin	6105 Clowry Ct 40258	935-2439	Parent *SEE Attachment

- Scheduled a minimum of three meetings during the 2005-2006 school year on the following dates:

September 21, 2005
December 6, 2005
March 29, 2006
May 9, 2006

- Designated the following person(s) as the Title IX coordinator for the school:

Craig Webb Athletic Director 2711 Melvin Ct Louisville 40214 502-485-8654
Name Title Address Phone

- Designated the following person(s) as the Title IX coordinator for the district:

Cheryl Walker District coordinator 3332 Newburg Rd 40232 485-3611
Name Title Address Phone

- School personnel are continuing to make periodic reviews of the boys' and girls' athletics program reflected in the Corrective Action Plan.

- In addition to the above information, the above referenced school maintains a complete permanent file relative to Title IX records including copies of the self-assessment audit, all corrective action plans, and other related materials.

Daniel A. Johnson February 28 20 06
Principal's Signature Date

Stephen Paerdmann Joseph L. Hartsley
Superintendent Signature School Board Chairpersons' Signature
(Send original copy to KHSAA - Maintain duplicate in Title IX school folder)

Title IX Committee Member

Attachment

James Murry student 3756 Penway Ct. Louisville, Kentucky 40211 774-2040

2005-2006
ACCOMMODATION OF INTERESTS AND ABILITIES
SUMMARY PROGRAM CHART 1

KHSAA
 Form T1
 Rev. 9/05

Participation Opportunities Test One

		(Column 1)	(Column 2)	(Column 3)	(Column 4)
	Program	Enrollment	Percentage of Total Enrollment	Number of Interscholastic Participants (double and triple count)	Percentage of Total Participation
Row 1	GIRLS	982	53.2%	142	34.8%
Row 2	BOYS	862	46.8%	266	65.2%
Row 3	Totals	1844	100%	408	100%

Instructions:

*Number of 8th grade students & below used in Column 3 and Column 4 calculations if applicable: 5

- Determine the total number of girls enrolled, (place in Row 1, Column 1). Determine the total number of boys enrolled, (place in Row 2, Column 1).
- Add the total number of girls and boys enrolled to determine total enrollment, (place in Row 3, Column 1).
- Calculate the percentage of total enrollment that is female. (Divide Row 1, Column 1 by row 3, Column 1 and place in Row 1, Column 2.) Calculate the percentage of total enrollment that is male. (Divide Row 2, Column 1 by Row 3, Column 1 and place in Row 2, Column 2.) Note: Row 1, Column 2 plus Row 2, Column 2 should total 100%.
- Ask the head coaches to review the most updated eligibility or squad lists for their teams. Ask coaches to confirm the names of those individuals who are on the team as of the first **date of competition**, and cross out the names of those who were cut from the team or quit the team prior to the first competitive event. Determine the total number of interscholastic athletics participants that are girls, (and place in Row 1, Column 3). In order to determine the total number of athletics participants, an individual should be counted each time he or she participates on a team. For example, if Jane Doe competes on the varsity volleyball team, the junior varsity volleyball team, the junior varsity basketball team, and the varsity softball team, she should be counted as four participants (**do not include club or intramural sports participants, cheerleaders, dance teams, or pom squads**). Calculate the same way for boys and girls. * In addition, should 8th grade students and below play on a Freshman, Junior Varsity, or Varsity team, they should also be counted for each team and sport on which they participate. If applicable, please asterisk the above notation as to how many 8th grade students & below are included in the totals. Using the same procedure, determine the total number of interscholastic athletic participants that are boys, (and place in Row 2, Column 3). Add Row 1, Column 3 plus Row 2, Column 3 to get total participants and place in Row 3, Column 3.
- Calculate the percentage of female participation. (Row 1, Column 3 divided by Row 3, Column 3 and place in Row 1, Column 4.) Calculate the percentage of male participation. (Row 2, Column 3 divided by Row 3, Column 3 and place in Row 2, Column 4.) Note: Row 1, Column 4 plus Row 2, Column 4 should total 100%.

Note: While being within three percent is not a formal compliance standard; if the percent listed in Row 1, Column 4 is within 3% of Row 1, Column 2, then it provides a good target within which compliance is likely.

Principal's Signature: David L. Johnson Date: 3/31/06

**ACCOMMODATION OF INTERESTS AND ABILITIES
SUMMARY PROGRAM CHART 2**

Participation Opportunities Test Two

			Column 1	Column 2	Column 3	Column 4	Column 5
Program			Number of Teams Currently Offered	Number of Participants	Number of Teams Added Since the beginning of the 2001-2002 School Year	Number of Participants Added Since the beginning of the 2001-2002 School Year	Percent of Total Participation By Sex Added Since the beginning of the 2001-2002 School Year
GIRLS	Row 1	varsity:	9	87	0		
	Row 2	j.v.:	5	25	2	33	
	Row 3	frosh:	3	30	3	40	
	Row 4	total:	17	142	5	77	54.2%
BOYS	Row 5	varsity:	10	139	0		
	Row 6	j.v.:	5	74	2	24	
	Row 7	frosh:	3	53	0		
	Row 8	total:	18	266	2	24	9.0%

- 1) For Column 1, list the number of interscholastic teams offered for girls and boys at each competitive level (varsity, junior varsity, and freshman). For girls, total each of the entries in Rows 1, 2, and 3 into Row 4. For boys, total Rows 5, 6, and 7 into Row 8.
- 2) For Column 2, list the number of participants at each level. For girls, total each of the entries in Rows 1, 2, and 3 into Row 4. For boys, total Rows 5, 6, and 7 into Row 8. **Note:** The totals in Row 4 for girls and in Row 8 for boys must be the same as the totals in Form T-1, Column 3, Rows 1 and 2 respectively.
- 3) For Column 3, list the number of interscholastic teams that have been added in the last five years at each competitive level. Count each team added during the 5 year period only one time. e.g. Girl's junior varsity soccer was added 3 years ago, count the team only once, not 3 times. For girls, total the entries in Rows 1, 2, and 3 into Row 4. For boys, total Rows 5, 6, and 7 into Row 8.
- 4) For Column 4, list the number of participants that are currently on each level of the teams that were added in the last five years. If a team was added previously but no longer exists, there are no current participants to be added for that team. For girls, total the entries in Rows 1, 2, and 3 into Row 4. For boys, total Rows 5, 6, and 7 into Row 8.
- 5) For Column 5, calculate the percentage of participants that have been added in the last five years. For girls, take the number in Column 4, Row 4 and divide by the number in Column 2, Row 4. For boys, take the number in Column 4, Row 8 and divide it by the number in Column 2, Row 8.

Note: If the percentage of current participants added in the last five years is 25% or greater, compliance with test two may be possible. If less than 25%, then compliance with test three should be analyzed. **CAUTION:** 25% is not a formal compliance standard.

Principal's Signature: David A. Johnson Date: 3/31/06

2005-2006
ACCOMMODATION OF INTERESTS AND ABILITIES
SUMMARY PROGRAM CHART 3

Participation Opportunities Test Three

FOR ANY QUESTION ANSWERED "YES" IDENTIFY THE RESPECTIVE SPORT(S).

	GIRLS (Yes / No)		BOYS (Yes / No)
1. For a sport not currently played at the interscholastic level (varsity, junior varsity, or freshman) in your school, is there an intramural team offered for that sport?	No		No
2. For a sport <u>not</u> currently offered in your interscholastic athletics program, is there sufficient interest to form a viable interscholastic team based on participation on an intramural team or community recreation teams?	No		No
3. For a sport <u>not</u> currently offered, is there sufficient interest, based on your most recent Student Interest Survey, to form a viable interscholastic team based on student responses from the interscholastic survey? If yes, what sport?	No		No
4. For a sport currently offered at the varsity level only, is there sufficient interest, based on your most recent Student Interest Survey, to form a viable team for a junior varsity or freshman team that is not currently offered?	No		No
5. For a sport currently offered at the junior varsity or freshman level is there sufficient interest, based on your most recent Student Interest Survey, to form a varsity team not currently offered?	No		No
6. If you answered YES to question (1), (2), (3), (4), or (5), are there enough high schools in your geographic area offering the sport (at the appropriate level) to allow for the development of a reasonable schedule of competition?	No		No

Principal's Signature: David A. Johnson Date: 3/31/06

2005-2006
ACCOMODATION OF INTERESTS AND ABILITIES
SUMMARY PROGRAM CHART 4

Levels of Competition Test One

		Column 1	Column 2	Column 3
Girls	Team Levels	Number of Teams Currently Offered	Number of Participants	Percentage of Participants at Each Level
Row 1	varsity:	9	87	61.2%
Row 2	j.v.:	5	25	17.7%
Row 3	frosh:	3	30	21.1%
Row 4	total:		142	100%
Boys				
Row 5	varsity:	10	139	52.2%
Row 6	j.v.:	5	74	27.9%
Row 7	frosh:	3	53	19.9%
Row 8	total:		266	100%

- Column 1, list the number of interscholastic teams offered for girls and boys at each competitive level; varsity, junior varsity, and freshman. (Refer to Form T-2, Accommodation of Interests and Abilities, Summary Program Chart 2, Column 1.)
- For Column 2, list the number of participants at each level. For girls, total the entries in Rows 1, 2, and 3 into Row 4. For boys, total the entries in Rows 5, 6, and 7 into Row 8. (Refer to Form T-2, Accommodation of Interests and Abilities, Summary Program Chart 2, Column 2.)
- For Column 3, calculate the percentage of female and male participants at each level.
For girls' varsity, junior varsity, and frosh, respectively:
 - Divide Column 2, Row 1 by Column 2, Row 4, and place the percentage in Column 3, Row 1.
 - Divide Column 2, Row 2 by Column 2, Row 4, and place the percentage in Column 3, Row 2.
 - Divide Column 2, Row 3 by Column 2, Row 4, and place the percentage in Column 3, Row 3.
 For boys' varsity, junior varsity, and frosh, respectively:
 - Divide Column 2, Row 5 by Column 2, Row 8, and place the percentage in Column 3, Row 5.
 - Divide Column 2, Row 6 by Column 2, Row 8, and place the percentage in Column 3, Row 6.
 - Divide Column 2, Row 7 by Column 2, Row 8, and place the percentage in Column 3, Row 7.

Principal's Signature: David A. Johnson Date: 3/31/06

Pleasure Ridge Park High School Magnet Career Academy

5901 Greenwood Road
Louisville, Kentucky 40258
(502) 485-8311
Fax: (502) 485-8093

Jefferson County
Public Schools 
Shaping the Future

FAX

Date: April 21, 2006

No. Of Pages including Cover sheet: 3

To: Faye Issacs

Phone: ()

Fax: (502) 859-293-5999

From:

Craig Webb

Athletic Director
cwebb2@jefferson.k12.ky.us

Ph: 502-485-8554 Fax: 502-485-8093

Pleasure Ridge Park High School
Athletic Department
901 Greenwood Road
Louisville, KY 40258

Comments: Requested corrections For Title IX

ATTN: Phyllis

Thanks

Confidential Notice:
The materials enclosed with this facsimile transmission are private and confidential and are the property of the sender. The information contained in the material is privileged and is intended for the use of the individual or entity named above. If you are not the intended recipient, be advised that any unauthorized disclosure; copying, distribution or the taking of any action in reliance on the contents of this telecopied information is strictly prohibited. If you have received this fax transmission in error, please immediately notify us by telephone to arrange for return of the forwarded documents to us.



Revised Copy
4/24/06
OK
KHSAA
Form T-36
REV. 04

2005-2006
ACTUAL EXPENDITURES - PROGRAM COMPARISON CHART I
TO INCLUDE BOOSTER CLUB FUNDING

	equipment and supplies		travel		awards		coaches' salaries (to include supplemental and extended employment; dollar amount needed)		facilities improvements		publications (if sport-specific)	
	Expenditures		Expenditures		Expenditures		Expenditures		Expenditures		Expenditures	
	School	Booster	School	Booster	School	Booster	School	Booster	School	Booster	School	Booster
G basketball	2350	1000	1200	N/A	N/A	0	3401	N/A	250	250	N/A	N/A
B basketball	2000	1000	1400	0	0	0	3401	0	250	250	0	0
G softball	2000	250	400	0	0	0	1000	0	2200	0	0	0
B baseball	2000	250	200	0	0	0	1400	0	1500	0	0	0
G cross country	250	0	0	0	0	100	1417	0	0	0	0	0
B cross country	250	0	0	0	0	100	2834	0	0	0	0	0
G golf	300	0	0	0	0	100	1395	0	0	0	0	0
B golf	300	0	0	0	0	100	2267	0	0	0	0	0
G soccer	800	250	700	0	0	100	1744	0	500	125	0	0
B soccer	400	250	500	0	0	100	1744	0	500	125	0	0
G swimming	400	0	0	0	0	0	1395	0	0	0	0	0
B swimming	400	0	0	0	0	0	1395	0	0	0	0	0

1. Total expenditures on T-35 and T-36 on the 2005-2006 year report due by April 15, 2006, should reflect the total monies spent (rounded off to nearest hundred) for the entire school year of 2004-2005 ending June 30, 2005.
2. Booster Club Funding/Contributions must be included in the expenditures total.

Principal's Signature: David Johnson Date: 4/24/06

2005-2006
ACTUAL EXPENDITURES - PROGRAM COMPARISON CHART 2
TO INCLUDE BOOSTER CLUB FUNDING

	equipment and supplies		travel		awards		coaches' salaries (to include supplemental and extended employment; dollar amount needed)		facilities improvements		publications (if sport-specific)	
	Expenditures		Expenditures		Expenditures		Expenditures		Expenditures		Expenditures	
	School	Booster	School	Booster	School	Booster	School	Booster	School	Booster	School	Booster
G track	200	800	200	0	N/A	0	3401	0	500	0	0	0
B track	150	800	200	0	0	0	3071	0	500	0	0	0
G tennis	250	0	0	0	0	0	2020	0	0	0	0	0
B tennis	250	0	0	0	0	0	2020	0	0	0	0	0
G volleyball	300	0	500	0	0	100	3488	0	100	0	0	0
B wrestling	1200	0	500	0	0	0	2093	0	0	0	0	0
G (list sport)	0	0	0	0	0	0	0	0	0	0	0	0
B football	19200	1000	850	0	0	100	6869	0	5500	250	0	0
G (list sport)	0	0	0	0	0	0	0	0	0	0	0	0
B (list sport)	0	0	0	0	0	0	0	0	0	0	0	0

1. Total expenditures on T-35 and T-36 on the 2005-2006 year report due by April 15, 2006, should reflect the total monies spent (rounded off to nearest hundred) for the entire school year of 2004-2005 ending June 30, 2005. *1.*

2. Booster Club Funding/Contributions must be included in the expenditures total. *2.1*

Indicate percentage of total expenditures for each gender:

Gender	Expenditures	Percentage
Boys	\$ 69,969	62.9% <i>#263 OK</i>
Girls	\$ 36,186	34.1% <i>#254 OK</i>
Total:	\$ 106,155	100%

Principal's Signature: *David Johnson* Date: *4/21/06*


While completing the Title IX report, I noticed the amount of money spent on our Football program exceeded and other program in our athletic department. I want to take just a minute to explain why. PRP hired a new Football coach in December of 2004. When he arrived, an inventory was completed and it was detected that most of our playing equipment was unsafe for student athletes to compete on the field. Our former athletic director and myself realized that safety is first and foremost our top priority. So we made an investment to upgrade our playing equipment and to provide necessary things for our students to participate. However we will need to only buy minimal things and more money will be allocated to help improve all of our programs in the upcoming year. Being a former girls basketball coach over the past eight years, I am a strong advocate for our female student athletes as we strive for equity.

We strive to achieve balance in all areas of our athletic program here at Pleasure Ridge Park High School. We continue to provide financial support to all of our teams. Most money generated in our program is through gate admissions. So we stretch those dollars to the fullest extent. All of our teams fundraise for the special items they want. The trips they take are supplemented through their respective fundraising events. We only provide support if the teams who make the State Tournament with travel expenses.

We make sure all of our teams are uniformed and properly equipped with all necessary things in order for them to participate. We are on a rotating basis with all teams. We replace uniforms on a five-year basis. We make every effort to make sure all programs are well taken care of here at PRP.

Finally, our ultimate goal of the athletic program is to provide opportunities for all and any students to participate in any extra curricular activity we have here at PRP High School. We have a belief that students who are involved are successful individuals and become well rounded. We will continue to strive for excellence.

Sincerely,

A handwritten signature in black ink that reads "Craig A. Webb". The signature is written in a cursive style with a large, looping initial "C".

Craig Webb
Athletic Director
Pleasure Ridge Park High School

OTHER ACTIVITIES IN SENIOR HIGH SCHOOLS AND *YPAS

Title	STEP 0	STEP 1	STEP 2	STEP 3	STEP 4
Band Director	3140	3630	4120	4611	5102
Academic Competition Coordinator	2093	2420	2747	3074	3401
Asst Band Director (3)	1395	1613	1831	2049	2267
*Choral Director	1395	1613	1831	2049	2267
Newspaper Sponsor	1395	1613	1831	2049	2267
Yearbook Sponsor	1395	1613	1831	2049	2267
*Drama Sponsor	1395	1613	1831	2049	2267
Speech and Debate	1395	1613	1831	2049	2267
*Instrumental Band Dir	1395	1613	1831	2049	2267
*Instrumental Strings Dir	1395	1613	1831	2049	2267
Orchestra (Concert) Dir	1395	1613	1831	2049	2267
Quick Recall Sponsor	1395	1613	1831	2049	2267
**JV Quick Recall Sponsor	500				
**Future Problem Solving Sponsor	318				

Band Director: Out of County Band Camp \$80.00 per day, Maximum 7 days

ATHLETIC AND RELATED ACTIVITIES IN MIDDLE SCHOOLS

TITLE	STEP 0	STEP 1	STEP 2	STEP 3	STEP 4
School Tech Coordinator	1744	2020	2289	2562	2834
Basketball (1)	1047	1210	1373	1537	1701
Academic Competition	1047	1210	1373	1537	1701
Cheerleaders	698	807	916	1025	1134
Drill Corps	349	403	458	512	567
Quick Recall	349	403	458	512	567
Future Problem Solving	349	403	458	512	567
Activities Sponsor	349	403	458	512	567

ACTIVITIES IN ELEMENTARY SCHOOLS

TITLE	STEP 0	STEP 1	STEP 2	STEP 3	STEP 4
School Tech Coordinator	1395	1613	1831	2049	2267

(1) Increment times 1.5 is paid to a person who coaches both teams.

(2) Increment is for teams which meet approved participation levels.

(3) Increment is for 100 or more members of marching band.

** Paid by the Academic Competition Department and not subject to step increases.

EXTRA SERVICE PAY SCHEDULE 2005-06

ATHLETIC AND RELATED ACTIVITIES IN SENIOR HIGH SCHOOLS

TITLE		STEP 0	STEP 1	STEP 2	STEP 3	STEP 4
Athletic Director		4186	4840	5494	6148	6802
Head Football		3488	4034	4578	5124	5669
Head Basketball (1)		3488	4034	4578	5124	5669
Asst. Football		2093	2420	2747	3074	3401
JV Basketball (1)		2093	2420	2747	3074	3401
Track (1)		2093	2420	2747	3074	3401
Baseball		2093	2420	2747	3074	3401
Softball		2093	2420	2747	3074	3401
Wrestling		2093	2420	2747	3074	3401
Volleyball		2093	2420	2747	3074	3401
Cheerleaders		2093	2420	2747	3074	3401
JROTC Rifle Team		2093	2420	2747	3074	3401
Sch Tech Coordinator		2093	2420	2747	3074	3401
Drill Corps		1744	2020	2289	2562	2834
Cross Country (1)		1744	2020	2289	2562	2834
Field Hockey		1744	2020	2289	2562	2834
Soccer (1)		1744	2020	2289	2562	2834
Tennis (1)		1744	2020	2289	2562	2834
JV Volleyball		1395	1613	1831	2049	2267
Golf (1)		1395	1613	1831	2049	2267
Swimming		1395	1613	1831	2049	2267
Chess Sponsor		1395	1613	1831	2049	2267
ROTC Drill Team		1395	1613	1831	2049	2267
Asst. Wrestling	26	1395	1613	1831	2049	2267
Asst. Field Hockey	JV SCH	1395	1613	1831	2049	2267
Asst. Track (1)	32	1047	1210	1373	1537	1701
Asst. Soccer (1)	JV SCH	1047	1210	1373	1537	1701
Freshman Basketball (1)		1047	1210	1373	1537	1701
Freshman Football		1047	1210	1373	1537	1701

ASSISTANT ATHLETIC DIRECTOR'S (GAME MANAGERS)

TITLE		STEP 0	STEP 1	STEP 2	STEP 3	STEP 4
Assistant Athletic Director		1700	2000	2300	2600	3000

Schools will be required to pay the listed Board approved scale. However, step progression is not mandatory.

SCHOOL FUNDED SPORT/SUPPORT POSITIONS

TITLE		STEP 0	STEP 1	STEP 2	STEP 3	STEP 4
SCHOOL FUNDED SPORT/SUPPORT		200	500	800	1100	1400

Schools will be required to pay the listed Board approved scale. However, step progression is not mandatory.

**2005-2006
ACTUAL EXPENDITURES - PROGRAM COMPARISON CHART 1
TO INCLUDE BOOSTER CLUB FUNDING**

	equipment and supplies		travel		awards		coaches' salaries (to include supplemental and extended employment; dollar amount needed)		facilities improvements		publications (if sport-specific)		
	Expenditures		Expenditures		Expenditures		Expenditures		Expenditures		Expenditures		
	School	Booster	School	Booster	School	Booster	School	Booster	School	Booster	School	Booster	
G basketball	2,360	1,000	1,200	N/A	N/A	0	0	3,469	N/A	250	250	N/A	N/A
B basketball	2,000	1,000	1,400			0	0	3,461		250	250		
G softball	2,000	250	400			0	0	1,000		2,200	0		
B baseball	2,000	250	200			0	0	1,400		1,500	0		
G cross country	250	0	0			100	100	0*		0	0		
B cross country	250	0	0			100	100	0*		0	0		
G golf	300	0	0			100	100	0*		0	0		
B golf	300	0	0			100	100	0*		0	0		
G soccer	800	250	700			100	100	0*		500	125		
B soccer	400	250	500			100	100	0*		500	125		
G swimming	900	0	0			0	0	0*		0	0		
B swimming	900	0	0			0	0	0*		0	0		

* Board Paid SEE ATTACHED

1. Total expenditures on T-35 and T-36 on the 2005-2006 year report due by April 15, 2006, should reflect the total monies spent (rounded off to nearest hundred) for the entire school year of 2004-2005 ending June 30, 2005.

2. Booster Club Funding/Contributions must be included in the expenditures total.

Principal's Signature: David L. Johnson Date: 3/31/06

**2005-2006
ACTUAL EXPENDITURES - PROGRAM COMPARISON CHART 2
TO INCLUDE BOOSTER CLUB FUNDING**

	equipment and supplies		travel		awards		coaches' salaries (to include supplemental and extended employment; dollar amount needed)		facilities improvements		publications (if sport-specific)	
	Expenditures		Expenditures		Expenditures		Expenditures		Expenditures		Expenditures	
	School	Booster	School	Booster	School	Booster	School	Booster	School	Booster	School	Booster
G track	200	800	200	N/A	N/A	0	0	0	500	0	N/A	N/A
B track	150	800	200			0	0		500	0		
G tennis	250	0	0			0	0		0	0		
B tennis	250	0	0			0	0		0	0		
G volleyball	300	0	500			100	0		100	0		
B wrestling	1,200	0	500			0	0		0	0		
G (list sport)	0	0	0			0	0		0	0		
B football	19,200	1,000	850			100	1,200		5,500	250		
G (list sport)	0	0	0			0	0		0	0		
B (list sport)	0	0	0			0	0		0	0		

1. Total expenditures on T-35 and T-36 on the 2005-2006 year report due by April 15, 2006, should reflect the total monies spent (rounded off to nearest hundred) for the entire school year of 2004-2005 ending June 30, 2005.

2. Booster Club Funding/Contributions must be included in the expenditures total.

Indicate percentage of total expenditures for each gender:

Gender	Expenditures	Percentage
Boys	\$ 48,874	69.6%
Girls	\$ 21,374	30.4%
Total:	\$ 70,248	100%

Principal's Signature: *Darrell D. Johnson* Date: 3/31/06

2005-2006 KHSAA TITLE IX ATHLETICS AUDIT

KHSAA
Form T41
Rev. 9/05

Checklist - Overall Interscholastic Athletics Program

DIRECTIONS:

For the Areas of Compliance (Opportunities and Benefits) listed on the left hand side of the page, place a checkmark under the appropriate column identifying whether your school provided an advantage to the Girls' Program, or to the Boys' Program or to Neither Program.

Areas of Compliance:	ADVANTAGE TO:		
	GIRLS' PROGRAM	BOYS' PROGRAM	NEITHER PROGRAM
OPPORTUNITIES			
Accommodation of Interest and Abilities			✓
BENEFITS			
Equipment and Supplies			✓
Scheduling of Games and Practice Time			✓
Travel and Per Diem Allowances			✓
Coaching			✓
Locker Rooms, Practice and Competitive Facilities			✓
Medical and Training Facilities and Services			✓
Publicity			✓
Support Services			✓
Athletic Scholarships			✓
Tutoring			✓
Housing and Dining Facilities and Services			✓
Recruitment of Student Athletes			✓

Principal's Signature: David A. Johnson Date: 3/31/06

SCHOOL NAME

Pleasure Ridge Park H.S.

2005-2006

TITLE IX

CORRECTIVE ACTION PLAN

DIRECTIONS:

1. For Column 1, indicate the intended area which needs corrective action in order to achieve gender equity. For Column 2, write the suggested change or activities that will correct the area in need of alteration. For Column 3, include the estimated completion date for the changes or activities.
2. It is possible to attain compliance with Title IX and no longer need "corrective" action. However, the KHSAA strongly encourages compliant schools to identify items for improvement (Column 1), activities to accomplish the improvement (Column 2) and a timetable for completion (Column 3) that will strengthen the athletic program.
3. You may copy this form as needed. Please attach corrective action plans along with audit forms and submit by April 15, 2006.

COLUMN 1	COLUMN 2	COLUMN 3
ITEM FOR CORRECTION/IMPROVEMENT	SUGGESTED CHANGE/ACTIVITIES	TIME TABLE FOR CORRECTIVE ACTION/COMPLETION
More Female Participation	<p>A) Use of orientation programs to generate interest.</p> <p>B) Promote each sport on individual basis by each coach.</p>	Evaluate effectiveness by 06-07 school year.
hockey room for softball soccer teams	<p>A) convert unused space in gym locker room for teams to use.</p> <p>B) install lockers to accommodate players.</p>	End of 2007 - 2008 school year.
upgrade softball field.	<p>A) Add a restroom facility to field.</p> <p>B) Add or renovate bleacher area.</p>	End of 2008-2009 school year.

Principal's Signature: David A. Johnson

Date: 3/31/06



2005-2006 INTERSCHOLASTIC
ATHLETICS SURVEY
Summary of Student Responses

KHSAA
Form T63
Rev. 9/05

School Name: Pleasure Ridge Park H.S.
School Enrollment: 1844 (SHOULD AGREE WITH FORM T-1)
Date: March 29, 2006
Completed By: Craig Webb Athletic Director

Instructions:

1. Summarize the Student Athletics Interest Surveys Form T-61 by listing the total number of responses on the line next to each sport.
2. Under the Other Category please provide a listing of the sports as well as the number of students who are interested in participating.
3. Please sign and date this Summary Form (T-63) and mail this Summary Form only to the KHSAA by April 15, 2006. Do not mail the student surveys (Form T-61). However, these Forms should be maintained in your files in the event they are requested subsequently.

1750 Number of Surveys ^{97%}
1525 Total Returned (*A minimum of 80% return is expected*)
9-11 Grades Surveyed (*Should be grades 9-11 and 8th grade if school has a feeder system*)

How Was The Survey Administered? _____
(e.g. was it given in all English classes, or all home rooms, or advisee/advisor?)

KHSAA Sanctioned Fall Sports (*List Total Number of Participation Responses*)

22 Cross Country (Girls)
16 Cross Country (Boys)
121 Football (Boys)
1 Golf (Girls)
18 Golf (Boys)
21 Soccer (Girls)
33 Soccer (Boys)
25 Volleyball (Girls)

Winter Sport (List Total Number of Participation Responses)

45 Basketball (Girls)
53 Basketball (Boys)
4 Indoor Track (Girls)
7 Indoor Track (Boys)
0 Swimming & Diving (Girls)
0 Swimming & Diving (Boys)
12 Wrestling (Boys)

Spring Sport (List Total Number of Participation Responses)

32 Baseball (Boys)
17 Fast Pitch Softball (Girls)
0 Slow Pitch Softball (Girls)
3 Tennis (Girls)
9 Tennis (Boys)
13 Track (Girls)
4 Track (Boys)

Non-KHSAA Sanctioned Sports (From Student Survey T-61 Question 10)

2 Archery
6 Field Hockey
27 Bowling
4 Boys' Gymnastics
23 Girls' Gymnastics
7 Ice Hockey
3 Boys' Lacrosse
5 Girls' Lacrosse
11 Rifle
0 Rodeo
0 Boys' Volleyball
0 Water Polo
145 Weightlifting

Number of Students who participate in Intramural Sports

(From Student Survey T-61 Question 5)

<u>Sport</u>	<u>Number</u>
Powder Puff Football	74

List Intramural Sports students are interested in adding:

(From Student Survey T-61 Question 6)

<u>Sport</u>	<u>Number</u>
Lacrosse	19
Field Hockey	8

Participation in Non-School Sports Activities

(From Student Survey T-61 Question 7)

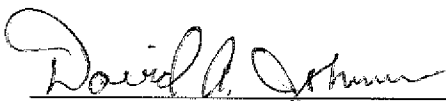
<u>Sport</u>	<u>Number</u>
Soccer	43

Reasons for not participating in interscholastic athletics

(From Survey Question 8)

- I prefer other activities such as band, chorus, etc.
- I don't have time
- The practice schedules and game times are inconvenient
- The sport I like isn't offered
- It's too expensive
- I prefer to participate in club or intramural sports
- Working
- Other:

Student Suggestions to encourage participation


Principal's Signature

3/31/06
Date