



# Kentucky High School Athletic Association

2280 Executive Drive ° Lexington, KY 40505 ° www.khsaa.org ° (859)299-5472 (859)293-5999 (fax)

## MEMORANDUM

To: Superintendent, Principal, and Athletic Director  
Trigg County High School

From: Brigid L. DeVries, Commissioner  
Larry Boucher, Assistant Commissioner


Date: July 25, 2006

Subject: 2005-2006 Title IX Annual Report Forms Submission

Enclosed please find a copy of Form T-65, the 2005-2006 KHSAA Title IX Annual Report Submission Status Report. In addition, you may find an attachment with corrected copies of the forms submitted by your school personnel. Please review this information so the forms can be completed accurately in the future.

Also, KHSAA Audit Team Members may have requested resubmission of some of the 2005-2006 Annual Report Forms or need additional information on your athletic programs. Please submit this information by the date requested if this is applicable. Copies and all KHSAA Title IX documents must be kept current and included in your permanent Title IX File at the school. All documents are subject to Open Records Requests.

Should you need any further information, please do not hesitate to call anytime.



**KHSAA TITLE IX  
ANNUAL REPORT SUBMISSION  
STATUS REPORT  
2005-2006**

KHSAA Form T65  
Revised 8/05

TO: KHSAA Member School Superintendents, Principals, and Athletic Directors

FROM: Brigid L. DeVries, Commissioner  
Larry Boucher, Assistant Commissioner

DATE: 4/26/2006

School	Trigg County High School	Reviewed by	Reba Woodall
--------	--------------------------	-------------	--------------

The following is a status report regarding the required 2005 - 2006 Title IX Annual Report submission of forms due into the KHSAA office by April 15, 2006. Appropriate KHSAA Audit Team personnel have reviewed these forms and the following is a summary of this review.

I. Checklist of Forms properly submitted in a satisfactory manner:

<input checked="" type="checkbox"/>	GE 19 (Annual Verification)	<input checked="" type="checkbox"/>	T-35 (Budget Expenses)
<input checked="" type="checkbox"/>	T-1 (Summary Program Chart 1)		T-36 (Budget Expenses)
<input checked="" type="checkbox"/>	T-2 (Summary Program Chart 2)	<input checked="" type="checkbox"/>	T-41 (Checklist – Overall Interscholastic Program)
<input checked="" type="checkbox"/>	T-3 (Summary Program Chart 3)	<input checked="" type="checkbox"/>	T-60 (Corrective Action Plan)
<input checked="" type="checkbox"/>	T-4 (Summary Program Chart 4)	<input checked="" type="checkbox"/>	T-63 (Interscholastic Survey Results)

II. Status

A.		2005 – 2006 Forms are satisfactory and no further information or action is necessary at this time.
B.	<input checked="" type="checkbox"/>	Errors have been noted with respect to the following forms: T-36 math error. Corrected copy returned to school for placement in the school's 2006 Annual Report and the permanent Title IX File.
C.		The following forms were omitted and must be submitted by school representatives:
D.	<input checked="" type="checkbox"/>	Other Recommendation and Comments: Thank you for all your hard work.

2005-2006

**ACTUAL EXPENDITURES - PROGRAM COMPARISON CHART 2  
TO INCLUDE BOOSTER CLUB FUNDING**



	equipment and supplies		travel		awards		coaches' salaries (to include supplemental and extended employment; dollar amount needed)		facilities improvements		publications (if sport-specific)	
	Expenditures		Expenditures		Expenditures		Expenditures		Expenditures		Expenditures	
	School	Booster	School	Booster	School	Booster	School	Booster	School	Booster	School	Booster
G track	650.00	DNA	\$156.00	DNA	425.00	DNA	2656.00	DNA	DNA	DNA	DNA	DNA
B track	850.00	DNA	156.00	DNA	425.00	DNA	2656.00	DNA	DNA	DNA	DNA	DNA
G tennis	DNA	DNA	DNA	DNA	DNA	DNA	DNA	DNA	DNA	DNA	DNA	DNA
B tennis	DNA	DNA	DNA	DNA	DNA	DNA	DNA	DNA	DNA	DNA	DNA	DNA
G volleyball	2500.00	DNA	485.00	DNA	542.00	DNA	3363.00	DNA	DNA	DNA	DNA	DNA
B wrestling	DNA	DNA	DNA	DNA	DNA	DNA	DNA	DNA	DNA	DNA	DNA	DNA
G (list sport)	DNA	DNA	DNA	DNA	DNA	DNA	DNA	DNA	DNA	DNA	DNA	DNA
B football	12,000	DNA	225.00	DNA	640.00	DNA	20693.00	DNA	DNA	DNA	DNA	DNA
G (list sport)	DNA	DNA	DNA	DNA	DNA	DNA	DNA	DNA	DNA	DNA	DNA	DNA
B (list sport)	DNA	DNA	DNA	DNA	DNA	DNA	DNA	DNA	DNA	DNA	DNA	DNA

1. Total expenditures on T-35 and T-36 on the 2005-2006 year report due by April 15, 2006, should reflect the total monies spent (rounded off to nearest hundred) for the entire school year of 2004-2005 ending June 30, 2005.

2. Booster Club Funding/Contributions must be included in the expenditures total.

Gender	Expenditures	Percentage
Boys	\$77,188.00	59.9%
Girls	\$51,021.00	41.1%
<b>Total:</b>	<b>\$128,209.00</b>	<b>100%</b>

Principal's Signature: [Signature] Date: 11Apr06





Kentucky High School Athletic Association

# KENTUCKY HIGH SCHOOL ATHLETIC ASSOCIATION

## TITLE IX

### MEMBER SCHOOLS 2005-2006 ANNUAL REPORT FORMS

Submit to KHSAA  
By April 15, 2006





**2005-2006 KENTUCKY HIGH SCHOOL ATHLETIC ASSOCIATION  
ANNUAL VERIFICATION OF TITLE IX PROCEDURES  
(To be submitted by April 15, 2006 along with other required forms)**

KHSAA  
Form GE19  
Rev. 9/05

The Trigg County High School, Cadiz, Kentucky  
(Name of High School) (City)

certifies to the Kentucky High School Athletic Association that the following is an accurate and true representation of the facts surrounding compliance with 20 U.S.C. Sections 1681-1688, et. Seq. (also known as Title IX)

**I certify the following provisions in accordance with records at the school contained in the permanent Title IX file, and to the best of my knowledge have completed the following tasks (All boxes must be checked).**

Established a gender equity committee at the high school. (list committee personnel and provide attachment if necessary)

Name	Address	Phone	Title
Taylor Sparks	633 Old Hopk. Rd, Cadiz, KY 42211	270-350-1802	AD, District Title IX Coordinator
Rita Carr	298 Maple Drive, Cadiz, KY 42211	270-522-0032	Bookkeeper
Curtis Higgins	128 Hospital Street, Cadiz, KY 42211	270-522-8686	Ass't Athletic Director
Jackie Clark	421 W. Oaklawn Farm Rd, Cadiz, KY 42211	270-522-7798	Teacher
Becky Ginn	15188 Princeton Rd., Cerulean, KY 42215	270-235-5305	Teacher
Jennifer Walker	PO Box 885, Cadiz, KY 42211	270-522-7577	Parent/Coach
Felisa Lander	324 West End St., Cadiz, KY 42211	270-522-8496	Coach
Jan Woodall	606 Old Hopk., Rd, Cadiz, KY 42211	270-522-0117	Parent/Coach
Sharon Knight	467 Forbing Rd., Benton, Ky 42025	270-252-1356	Principal
Zack Wright	122 Hospital St., Cadiz, KY 42211	270-522-8372	Student
LaNika Mayes	113 Wharton Rd., Cadiz, KY 42211	270-522-4820	Student
Rick Erickson	2718 Nelson Drive, Hopk., KY 42240	270-484-1873	Coach

Scheduled a minimum of three meetings during the 2005-2006 school year on the following dates:

September 21, 2005

October 31, 2005

March 15, 2006

Designated the following person(s) as the Title IX coordinator for the school:

Taylor Sparks	Athletic Director	633 Old Hopk. Rd, Cadiz, KY 42211	270-350-1802
Name	Title	Address	Phone

Designated the following person(s) as the Title IX coordinator for the district:

Taylor Sparks	Athletic Director	633 Old Hopk. Rd, Cadiz, KY 42211	270-350-1802
Name	Title	Address	Phone

School personnel are continuing to make periodic reviews of the boys' and girls' athletics program reflected in the Corrective Action Plan.

In addition to the above information, the above referenced school maintains a complete permanent file relative to Title IX records including copies of the self-assessment audit, all corrective action plans, and other related materials.

S. B. Knight  
Principal's Signature

11 April 2006  
Date

\_\_\_\_\_  
Superintendent Signature

11 April 2006 M. B. Davis  
School Board Chairpersons' Signature

*(Send original copy to KHSAA - Maintain duplicate in Title IX school folder)*

**2005-2006**  
**ACCOMMODATION OF INTERESTS AND ABILITIES**  
**SUMMARY PROGRAM CHART 1**

KHSAA  
 Form T1  
 Rev. 9/05

**Participation Opportunities Test One**

		(Column 1)	(Column 2)	(Column 3)	(Column 4)
	Program	Enrollment	Percentage of Total Enrollment	Number of Interscholastic Participants (double and triple count)	Percentage of Total Participation
Row 1	GIRLS	312	49.7%	143	36.6%
Row 2	BOYS	316	50.3%	248	63.4%
Row 3	Totals	628	100%	391	100%

Instructions:

\*Number of 8<sup>th</sup> grade students & below used in Column 3 and Column 4 calculations if applicable: 45

- Determine the total number of girls enrolled, (place in Row 1, Column 1). Determine the total number of boys enrolled, (place in Row 2, Column 1).
- Add the total number of girls and boys enrolled to determine total enrollment, (place in Row 3, Column 1).
- Calculate the percentage of total enrollment that is female. (Divide Row 1, Column 1 by row 3, Column 1 and place in Row 1, Column 2.) Calculate the percentage of total enrollment that is male. (Divide Row 2, Column 1 by Row 3, Column 1 and place in Row 2, Column 2.) Note: Row 1, Column 2 plus Row 2, Column 2 should total 100%.
- Ask the head coaches to review the most updated eligibility or squad lists for their teams. Ask coaches to confirm the names of those individuals who are on the team as of the first **date of competition**, and cross out the names of those who were cut from the team or quit the team prior to the first competitive event. Determine the total number of interscholastic athletics participants that are girls, (and place in Row 1, Column 3). In order to determine the total number of athletics participants, an individual should be counted each time he or she participates on a team. For example, if Jane Doe competes on the varsity volleyball team, the junior varsity volleyball team, the junior varsity basketball team, and the varsity softball team, she should be counted as four participants (**do not include club or intramural sports participants, cheerleaders, dance teams, or pom squads**). Calculate the same way for boys and girls. \* In addition, should 8<sup>th</sup> grade students and below play on a Freshman, Junior Varsity, or Varsity team, they should also be counted for each team and sport on which they participate. If applicable, please asterisk the above notation as to how many 8<sup>th</sup> grade students & below are included in the totals. Using the same procedure, determine the total number of interscholastic athletic participants that are boys, (and place in Row 2, Column 3). Add Row 1, Column 3 plus Row 2, Column 3 to get total participants and place in Row 3, Column 3.
- Calculate the percentage of female participation. (Row 1, Column 3 divided by Row 3, Column 3 and place in Row 1, Column 4.) Calculate the percentage of male participation. (Row 2, Column 3 divided by Row 3, Column 3 and place in Row 2, Column 4.) Note: Row 1, Column 4 plus Row 2, Column 4 should total 100%.

Note: While being within three percent is not a formal compliance standard; if the percent listed in Row 1, Column 4 is within 3% of Row 1, Column 2, then it provides a good target within which compliance is likely.

Principal's Signature: SB Knight Date: 11 Apr 04

**2005-2006**  
**ACCOMMODATION OF INTERESTS AND ABILITIES**  
**SUMMARY PROGRAM CHART 2**

KHSAA  
 Form T2  
 Rev. 9/05

**Participation Opportunities Test Two**

		Column 1	Column 2	Column 3	Column 4	Column 5	
Program		Number of Teams Currently Offered	Number of Participants	Number of Teams Added Since the beginning of the 2001-2002 School Year	Number of Participants Added Since the beginning of the 2001-2002 School Year	Percent of Total Participation By Sex Added Since the beginning of the 2001-2002 School Year	
GIRLS	Row 1	varsity:	8	90	2	32	
	Row 2	j.v.:	4	39	1	14	
	Row 3	frosh:	2	14	1	8	
	Row 4	total:	14	143	4	54	37.8%
BOYS	Row 5	varsity:	8	146	1	15	
	Row 6	j.v.:	4	60	0	0	
	Row 7	frosh:	2	42	1	15	
	Row 8	total:	14	248	2	30	12%

- 1) For Column 1, list the number of interscholastic teams offered for girls and boys at each competitive level (varsity, junior varsity, and freshman). For girls, total each of the entries in Rows 1, 2, and 3 into Row 4. For boys, total Rows 5, 6, and 7 into Row 8.
- 2) For Column 2, list the number of participants at each level. For girls, total each of the entries in Rows 1, 2, and 3 into Row 4. For boys, total Rows 5, 6, and 7 into Row 8. **Note:** The totals in Row 4 for girls and in Row 8 for boys must be the same as the totals in Form T-1, Column 3, Rows 1 and 2 respectively.
- 3) For Column 3, list the number of interscholastic teams that have been added in the last five years at each competitive level. Count each team added during the 5 year period only one time. e.g. Girl's junior varsity soccer was added 3 years ago, count the team only once, not 3 times. For girls, total the entries in Rows 1, 2, and 3 into Row 4. For boys, total Rows 5, 6, and 7 into Row 8.
- 4) For Column 4, list the number of participants that are currently on each level of the teams that were added in the last five years. If a team was added previously but no longer exists, there are no current participants to be added for that team. For girls, total the entries in Rows 1, 2, and 3 into Row 4. For boys, total Rows 5, 6, and 7 into Row 8.
- 5) For Column 5, calculate the percentage of participants that have been added in the last five years. For girls, take the number in Column 4, Row 4 and divide by the number in Column 2, Row 4. For boys, take the number in Column 4, Row 8 and divide it by the number in Column 2, Row 8.

Note: If the percentage of current participants added in the last five years is 25% or greater, compliance with test two may be possible. If less than 25%, then compliance with test three should be analyzed. **CAUTION:** 25% is not a formal compliance standard.

Principal's Signature: SB Knight Date: 11Apr06

**2005-2006**  
**ACCOMMODATION OF INTERESTS AND ABILITIES**  
**SUMMARY PROGRAM CHART 3**

**Participation Opportunities Test Three**

**FOR ANY QUESTION ANSWERED "YES" IDENTIFY THE RESPECTIVE SPORT(S).**

	GIRLS (Yes / No)		BOYS (Yes / No)
1. For a sport not currently played at the interscholastic level (varsity, junior varsity, or freshman) in your school, is there an intramural team offered for that sport?	No		No
2. For a sport <u>not</u> currently offered in your interscholastic athletics program, is there sufficient interest to form a viable interscholastic team based on participation on an intramural team or community recreation teams?	No		No
3. For a sport <u>not</u> currently offered, is there sufficient interest, based on your most recent Student Interest Survey, to form a viable interscholastic team based on student responses from the interscholastic survey? If yes, what sport?	Yes, tennis		Yes, tennis
4. For a sport currently offered at the varsity level only, is there sufficient interest, based on your most recent Student Interest Survey, to form a viable team for a junior varsity or freshman team that is not currently offered?	No		No
5. For a sport currently offered at the junior varsity or freshman level is there sufficient interest, based on your most recent Student Interest Survey, to form a varsity team not currently offered?	No		No
6. If you answered YES to question (1), (2), (3), (4), or (5), are there enough high schools in your geographic area offering the sport (at the appropriate level) to allow for the development of a reasonable schedule of competition?	No		No

Principal's Signature: SB Knight Date: 11Apr06





**2005-2006  
ACTUAL EXPENDITURES - PROGRAM COMPARISON CHART 1  
TO INCLUDE BOOSTER CLUB FUNDING**

	equipment and supplies		travel		awards		coaches' salaries (to include supplemental and extended employment; dollar amount needed)		facilities improvements		publications (if sport-specific)	
	Expenditures		Expenditures		Expenditures		Expenditures		Expenditures		Expenditures	
	School	Booster	School	Booster	School	Booster	School	Booster	School	Booster	School	Booster
G basketball	3400	DNA	\$825.00	DNA	\$425.00	DNA	12,793	DNA	DNA	DNA	DNA	DNA
B basketball	2600	DNA	754.00	DNA	407.00	DNA	12,793	DNA	DNA	DNA	DNA	DNA
G softball	1525	DNA	503.00	DNA	350.00	DNA	4984.00	DNA	DNA	DNA	DNA	DNA
B baseball	1450	DNA	591.00	DNA	300.00	DNA	4984.00	DNA	DNA	DNA	DNA	DNA
G cross country	350	DNA	62.00	DNA	240.00	DNA	1949.00	DNA	DNA	DNA	DNA	DNA
B cross country	350	DNA	62.00	DNA	240.00	DNA	1949.00	DNA	DNA	DNA	DNA	DNA
G golf	450	DNA	45.00	DNA	200.00	DNA	1949.00	DNA	DNA	DNA	DNA	DNA
B golf	750	DNA	45.00	DNA	200.00	DNA	1949.00	DNA	DNA	DNA	DNA	DNA
G soccer	1200	DNA	127.00	DNA	368.00	DNA	5519.00	DNA	DNA	DNA	DNA	DNA
B soccer	1000	DNA	195.00	DNA	425.00	DNA	5519.00	DNA	DNA	DNA	DNA	DNA
G swimming	1050	DNA	48.00	DNA	200.00	DNA	1682.00	DNA	DNA	DNA	DNA	DNA
B swimming	1050	DNA	48.00	DNA	200.00	DNA	1682.00	DNA	DNA	DNA	DNA	DNA

- Total expenditures on T-35 and T-36 on the 2005-2006 year report due by April 15, 2006, should reflect the total monies spent (rounded off to nearest hundred) for the entire school year of 2004-2005 ending June 30, 2005.
- Booster Club Funding/Contributions must be included in the expenditures total.

Principal's Signature: *ABK...* Date: 11 Apr 06

2005-2006

**ACTUAL EXPENDITURES - PROGRAM COMPARISON CHART 2  
TO INCLUDE BOOSTER CLUB FUNDING**

	equipment and supplies		travel		awards		coaches' salaries (to include supplemental and extended employment; dollar amount needed)		facilities improvements		publications (if sport-specific)	
	Expenditures		Expenditures		Expenditures		Expenditures		Expenditures		Expenditures	
	School	Booster	School	Booster	School	Booster	School	Booster	School	Booster	School	Booster
G track	650.00	DNA	\$156.00	DNA	425.00	DNA	2656.00	DNA	DNA	DNA	DNA	DNA
B track	850.00	DNA	156.00	DNA	425.00	DNA	2656.00	DNA	DNA	DNA	DNA	DNA
G tennis	DNA	DNA	DNA	DNA	DNA	DNA	DNA	DNA	DNA	DNA	DNA	DNA
B tennis	DNA	DNA	DNA	DNA	DNA	DNA	DNA	DNA	DNA	DNA	DNA	DNA
G volleyball	2500.00	DNA	485.00	DNA	542.00	DNA	3363.00	DNA	DNA	DNA	DNA	DNA
B wrestling	DNA	DNA	DNA	DNA	DNA	DNA	DNA	DNA	DNA	DNA	DNA	DNA
G (list sport)	DNA	DNA	DNA	DNA	DNA	DNA	DNA	DNA	DNA	DNA	DNA	DNA
B football	12,000	DNA	225.00	DNA	640.00	DNA	20693.00	DNA	DNA	DNA	DNA	DNA
G (list sport)	DNA	DNA	DNA	DNA	DNA	DNA	DNA	DNA	DNA	DNA	DNA	DNA
B (list sport)	DNA	DNA	DNA	DNA	DNA	DNA	DNA	DNA	DNA	DNA	DNA	DNA

1. Total expenditures on T-35 and T-36 on the 2005-2006 year report due by April 15, 2006, should reflect the total monies spent (rounded off to nearest hundred) for the entire school year of 2004-2005 ending June 30, 2005.

2. Booster Club Funding/Contributions must be included in the expenditures total.

Indicate percentage of total expenditures for each gender:

Gender	Expenditures	Percentage
Boys	\$77,188.00	59.9%
Girls	\$51,021.00	41.1%
<b>Total:</b>	<b>\$128,209.00</b>	<b>100%</b>

Principal's Signature: *[Signature]* Date: 11/10/06

## 2005-2006 KHSAA TITLE IX ATHLETICS AUDIT

KHSAA  
Form T41  
Rev. 9/05

### Checklist - Overall Interscholastic Athletics Program

**DIRECTIONS:**

For the Areas of Compliance (Opportunities and Benefits) listed on the left hand side of the page, place a checkmark under the appropriate column identifying whether your school provided an advantage to the Girls' Program, or to the Boys' Program or to Neither Program.

Areas of Compliance:	ADVANTAGE TO:		
	GIRLS' PROGRAM	BOYS' PROGRAM	NEITHER PROGRAM
<b>OPPORTUNITIES</b>			
Accommodation of Interest and Abilities	X		
<b>BENEFITS</b>			
Equipment and Supplies			X
Scheduling of Games and Practice Time			X
Travel and Per Diem Allowances			X
Coaching			X
Locker Rooms, Practice and Competitive Facilities			X
Medical and Training Facilities and Services			X
Publicity			X
Support Services			X
Athletic Scholarships			DNA
Tutoring			X
Housing and Dining Facilities and Services			X
Recruitment of Student Athletes	X		

Principal's Signature: AB Knight Date: 11/09/06

SCHOOL NAME

2005-2006  
TITLE IX

Trigg County

CORRECTIVE ACTION PLAN

**DIRECTIONS:**

1. For Column 1, indicate the intended area which needs corrective action in order to achieve gender equity. For Column 2, write the suggested change or activities that will correct the area in need of alteration. For Column 3, include the estimated completion date for the changes or activities.
2. It is possible to attain compliance with Title IX and no longer need "corrective" action. However, the KHSAA strongly encourages compliant schools to identify items for improvement (Column 1), activities to accomplish the improvement (Column 2) and a timetable for completion (Column 3) that will strengthen the athletic program.
3. You may copy this form as needed. Please attach corrective action plans along with audit forms and submit by April 15, 2006.

COLUMN 1	COLUMN 2	COLUMN 3
ITEM FOR CORRECTION/ IMPROVEMENT	SUGGESTED CHANGE/ ACTIVITIES	TIME TABLE FOR CORRECTIVE ACTION/ COMPLETION
Boys/Girls Archery Team	There is ample interest for attempting to organize a team	The attempt shall be made for the 2006-2007 season
Tennis Courts	Trigg County Athletics is interested in getting tennis courts	The attempt shall be made for the 2006-2007 school year
P.A. system for girls softball	Adding the P.A. system for softball would add interest	The attempt shall be made for the 2006-2007 school year
Recruitment of JV tennis team	Survey and recruit athletes to field a tennis team	The attempt shall be made for the 2006-2007 school year

Principal's Signature: ABK...

Date: 11Apr06

2005-2006 INTERSCHOLASTIC ATHLETICS STUDENT SURVEY

KHSAA  
Form T61  
Rev. 9/05

1. Is the School District offering the interscholastic sport(s) you want to play?  
140 Yes  
44 No, I want to play Tennis, boys' volleyball, lacross, etc.  
48 I am not interested in athletics
  
2. During the **fall season**, which KHSAA sanctioned sport would you like to play?  
57 Football  
27 Girls' Volleyball  
6 Boys' Cross Country  
12 Girls' Cross Country  
11 Boys' Golf  
1 Girls' Golf  
16 Boys' Soccer  
18 Girls' Soccer  
93 I would not participate
  
3. During the **winter season**, which KHSAA sanctioned sport would you like to play?  
31 Boys' Basketball  
20 Girls' Basketball  
9 Boys' Swimming & Diving  
41 Girls' Swimming & Diving  
23 Boys' Wrestling  
21 Boys' and Girls' Indoor Track  
91 I would not participate
  
4. During the **spring season**, which KHSAA sanctioned sport would you like to play?  
26 Boys' Track  
30 Girls' Track  
34 Girls' Tennis  
10 Boys' Tennis  
17 Girls' Slow Pitch Softball  
7 Girls' Fast Pitch Softball  
33 Boys' Baseball  
98 I would not participate
  
5. Do you participate in intramural sports? If you do, which sports(s)?  
15 Yes Archery  
213 No
  
6. Which intramural sports, if any, would you like to see added?  
Flag football, rugby, dodge ball, ice hockey, motorcross, wrestling,  
Boxing, archery, ping pong, bowling, kickball

7. Do you participate in non-school sport activities? If you do, which sport(s)?

70 Yes Archery, flag football, tennis  
461 No

8. Are you currently participating in interscholastic athletics during any season?

102 Yes

125 No Why don't you participate in interscholastic athletics?

20 I prefer other activities such as band, chorus, etc.

29 I don't have time

10 The practice schedules and game times are inconvenient

16 The sport I like isn't offered

7 It's too expensive

3 I prefer to participate in club or intramural sports

20 Working

36 Other

Medical, dislike, class load

9. Do you have any suggestions to encourage participation?

More fun, cheaper prices, variety, sports equality, cash rewards, and School spirit

\_\_\_\_\_  
\_\_\_\_\_

10. Which Non-KHSAA sanctioned sport would you like to play?

7 Archery

4 Field Hockey

0 Bowling

0 Boys' Gymnastics

6 Girls' Gymnastics

0 Ice Hockey

0 Boys' Lacrosse

0 Girls' Lacrosse

9 Rifle

0 Rodeo

10 Boys' Volleyball

2 Water Polo

2 Weightlifting

250 I would not participate

**OPTIONAL**

Name: \_\_\_\_\_

Age: \_\_\_\_\_

Male: \_\_\_\_\_

Female: \_\_\_\_\_

(check one)



**2005-2006 INTERSCHOLASTIC  
ATHLETICS SURVEY**  
Summary of Student Responses

KHSAA  
Form T63  
Rev. 9/05

**School Name:** Trigg County

**School Enrollment:** 628 (SHOULD AGREE WITH FORM T-1)

**Date:** September 12, 2005

**Completed By:** September 26, 2005

**Instructions:**

1. Summarize the Student Athletics Interest Surveys Form T-61 by listing the total number of responses on the line next to each sport.
2. Under the Other Category please provide a listing of the sports as well as the number of students who are interested in participating.
3. Please sign and date this Summary Form (T-63) and mail this Summary Form only to the KHSAA by April 15, 2006. Do not mail the student surveys (Form T-61). However, these Forms should be maintained in your files in the event they are requested subsequently.

628 Number of Surveys

562 Total Returned (*A minimum of 80% return is expected*) <sup>90%</sup>

9-11 Grades Surveyed (*Should be grades 9-11 and 8<sup>th</sup> grade if school has a feeder system*)

How Was The Survey Administered? Home room

(e.g. was it given in all English classes, or all home rooms, or advisee/advisor?)

**KHSAA Sanctioned Fall Sports** (*List Total Number of Participation Responses*)

12 Cross Country (Girls)

6 Cross Country (Boys)

57 Football (Boys)

1 Golf (Girls)

11 Golf (Boys)

18 Soccer (Girls)

16 Soccer (Boys)

27 Volleyball (Girls)



**Winter Sport** (*List Total Number of Participation Responses*)

<u>20</u>	Basketball (Girls)
<u>31</u>	Basketball (Boys)
<u>21</u>	Indoor Track (Girls)
<u>20</u>	Indoor Track (Boys)
<u>41</u>	Swimming & Diving (Girls)
<u>9</u>	Swimming & Diving (Boys)
<u>23</u>	Wrestling (Boys)

**Spring Sport** (*List Total Number of Participation Responses*)

<u>33</u>	Baseball (Boys)
<u>7</u>	Fast Pitch Softball (Girls)
<u>17</u>	Slow Pitch Softball (Girls)
<u>34</u>	Tennis (Girls)
<u>10</u>	Tennis (Boys)
<u>30</u>	Track (Girls)
<u>26</u>	Track (Boys)

**Non-KHSAA Sanctioned Sports** (*From Student Survey T-61 Question 10*)

<u>7</u>	Archery
<u>4</u>	Field Hockey
<u>0</u>	Bowling
<u>0</u>	Boys' Gymnastics
<u>6</u>	Girls' Gymnastics
<u>0</u>	Ice Hockey
<u>0</u>	Boys' Lacrosse
<u>0</u>	Girls' Lacrosse
<u>9</u>	Rifle
<u>0</u>	Rodeo
<u>10</u>	Boys' Volleyball
<u>2</u>	Water Polo
<u>25</u>	Weightlifting

**Number of Students who participate in Intramural Sports**

(*From Student Survey T-61 Question 5*)

<u>Sport</u>	<u>Number</u>
Do not have intramurals at Trigg Co High School	

**List Intramural Sports students are interested in adding:**

*(From Student Survey T-61 Question 6)*

<u>Sport</u>	<u>Number</u>
Ice Hockey	12
Tennis	10
Rugby	5

**Participation in Non-School Sports Activities**

*(From Student Survey T-61 Question 7)*

<u>Sport</u>	<u>Number</u>
Archery	62
Tennis	10
Boxing	5
Racquetball	9

**Reasons for not participating in interscholastic athletics**

*(From Survey Question 8)*

<u>20</u>	I prefer other activities such as band, chorus, etc.
<u>60</u>	I don't have time
<u>10</u>	The practice schedules and game times are inconvenient
<u>16</u>	The sport I like isn't offered
<u>7</u>	It's too expensive
<u>3</u>	I prefer to participate in club or intramural sports
<u>60</u>	Working
<u>110</u>	Other:
	<u>Medical, dislike, class load to heavy</u>

Student Suggestions to encourage participation

<u>None 60</u>	<u>cheaper 2</u>
<u>More fun 6</u>	<u>pep rallies 1</u>
<u>Sports equality 30</u>	
<u>Cash rewards 22</u>	
<u>Communications 15</u>	

  
Principal's Signature

11 Apr 06  
Date