



Kentucky High School Athletic Association

2280 Executive Drive ° Lexington, KY 40505 ° www.khsaa.org ° (859)299-5472 (859)293-5999 (fax)

MEMORANDUM

To: Superintendent, Principal, and Athletic Director
Boyle County High School

From: Brigid L. DeVries, Commissioner
Larry Boucher, Assistant Commissioner


Date: May 7, 2007

Subject: 2006-2007 Title IX Annual Report Forms Submission

Enclosed please find a copy of Form T-65, the 2006-2007 KHSAA Title IX Annual Report Submission Status Report. In addition, you may find an attachment with corrected copies of the forms submitted by your school personnel. Please review this information so the forms can be completed accurately in the future.

Also, KHSAA Audit Team Members may have requested resubmission of some of the 2006-2007 Annual Report Forms or need additional information on your athletic programs. Please submit this information by the date requested if this is applicable. Copies and all KHSAA Title IX documents must be kept current and included in your permanent Title IX File at the school. All documents are subject to Open Records Requests.

Should you need any further information, please do not hesitate to call anytime.



**KHSAA TITLE IX
ANNUAL REPORT SUBMISSION
STATUS REPORT
2006-2007**

KHSAA
Form T65 Revised 8/05

TO: KHSAA Member School Superintendents, Principals, and Athletic Directors

FROM: Brigid L. DeVries, Commissioner
Larry Boucher, Assistant Commissioner

DATE: 4/20/2007

School	Boyle County High School	Reviewed by	Fran Edwards
--------	--------------------------	-------------	--------------

The following is a status report regarding the required 2006 - 2007 Title IX Annual Report submission of forms due into the KHSAA office by April 15, 2007. Appropriate KHSAA Audit Team personnel have reviewed these forms and the following is a summary of this review.

I. Checklist of Forms properly submitted in a satisfactory manner:

<input checked="" type="checkbox"/>	GE 19 (Annual Verification)	<input checked="" type="checkbox"/>	T-35 (Budget Expenses)
<input checked="" type="checkbox"/>	T-1 (Summary Program Chart 1)	<input checked="" type="checkbox"/>	T-36 (Budget Expenses)
<input checked="" type="checkbox"/>	T-2 (Summary Program Chart 2)	<input checked="" type="checkbox"/>	T-41 (Checklist – Overall Interscholastic Program)
<input checked="" type="checkbox"/>	T-3 (Summary Program Chart 3)	<input checked="" type="checkbox"/>	T-60 (Corrective Action Plan)
<input checked="" type="checkbox"/>	T-4 (Summary Program Chart 4)		T-63 (Interscholastic Survey Results)

II. Status

A.	<input checked="" type="checkbox"/>	2006– 2007 Forms are satisfactory and no further information or action is necessary at this time.
B.		Errors have been noted with respect to the following forms:
C.		The following forms were omitted and must be submitted by school representatives:
D.		Other Recommendation and Comments:



KENTUCKY HIGH SCHOOL ATHLETIC ASSOCIATION
2006-2007 ANNUAL VERIFICATION OF TITLE IX PROCEDURES
 (To be submitted by April 15, 2007 along with other required forms)

KHSAA Form GE19
Rev. 10/06

The Boyle County High School, Danville, Kentucky
 (Name of High School) (City)

certifies to the Kentucky High School Athletic Association that the following is an accurate and true representation of the facts surrounding compliance with 20 U.S.C. Sections 1681-1688, et. Seq. (also known as Title IX)

I certify the following provisions in accordance with records at the school contained in the permanent Title IX file, at least one copy of which must be maintained in the Principal's office, and to the best of my knowledge have completed the following tasks (All boxes must be checked).

Established a gender equity committee at the high school. (list committee personnel and provide attachment if necessary)

Name	Address	Phone	Title
			(Supt., Principal, Student, Parent, Coach, Etc.)
<u>Steve Burkich</u>		<u>(859) 236-6634</u>	<u>Superintendent</u>
<u>Elmer Thomas</u>		<u>(859) 236-5047</u>	<u>Principal</u>
<u>Jim Spears</u>		<u>(859) 236-5047</u>	<u>Athletic Director</u>
<u>Alane Mills</u>		<u>(859) 583-2007</u>	<u>School Board Rep.</u>
<u>Sherry Bodner</u>		<u>(859) 236-3291</u>	<u>Parent</u>
<u>Jim Donlon</u>		<u>(859) 236-5047</u>	<u>Teacher/Coach/Parent</u>
<u>David Voss</u>		<u>(859) 238-7491</u>	<u>Coach</u>
<u>Emily Ahnquist</u>		<u>(859) 236-4184</u>	<u>Student</u>

Scheduled a minimum of three meetings during the 2006-2007 school year on the following dates:

- August 7, 2006
- October 19, 2006
- April 12, 2007

Designated the following person(s) as the Title IX coordinator for the school:

<u>Jim Spears</u>	<u>AD/Title IX Coordinator</u>	<u>446 Quarry Rd.</u>	<u>(859) 326-1954</u>
Name	Title	Address	Phone
		<u>Danville, KY 40422</u>	

Designated the following person(s) as the Title IX coordinator for the district:

<u>Jim Spears</u>	<u>AD/Title IX Coordinator</u>	<u>446 Quarry Rd.</u>	<u>(859) 326-1954</u>
Name	Title	Address	Phone
		<u>Danville, KY 40422</u>	

School personnel are continuing to make periodic reviews of the boys' and girls' athletics program reflected in the Corrective Action Plan.

In addition to the above information, the above referenced school maintains a complete permanent file relative to Title IX records including copies of the self-assessment audit, all corrective action plans, and other related materials.

Elmer Thomas
Principal's Signature

4/9 2007
Date

Steve Burkich
Superintendent Signature

Stephen J. Samme
School Board Chairpersons' Signature

(Send original copy to KHSAA - Maintain duplicate in Title IX school folder)

2003-2004
ACCOMMODATION OF INTERESTS AND ABILITIES
SUMMARY PROGRAM CHART 1

KUISAA
 Form T1
 Rev. 8/03

Participation Opportunities Test One

		(Column 1)	(Column 2)	(Column 3)	(Column 4)
	Program	Enrollment	Percentage of Total Enrollment	Number of Interscholastic Participants (double and triple count)	Percentage of Total Participation
Row 1	GIRLS	443	47.9	216	44.5
Row 2	BOYS	482	52.1	269	55.5
Row 3	Totals	925	100%	485	100%

Instructions:

*Number of 8th grade students & below used in Column 3 and Column 4 calculations if applicable: 11

- 1) Determine the total number of girls enrolled, (place in Row 1, Column 1). Determine the total number of boys enrolled, (place in Row 2, Column 1).
- 2) Add the total number of girls and boys enrolled to determine total enrollment, (place in Row 3, Column 1).
- 3) Calculate the percentage of total enrollment that is female. (Divide Row 1, Column 1 by row 3, Column 1 and place in Row 1, Column 2.) Calculate the percentage of total enrollment that is male. (Divide Row 2, Column 1 by Row 3, Column 1 and place in Row 2, Column 2.) Note: Row 1, Column 2 plus Row 2, Column 2 should total 100%.
- 4) Ask the head coaches to review the most updated eligibility or squad lists for their teams. Ask coaches to confirm the names of those individuals who are on the team as of the first date of competition, and cross out the names of those who were cut from the team or quit the team prior to the first competitive event. Determine the total number of interscholastic athletics participants that are girls, (and place in Row 1, Column 3). In order to determine the total number of athletics participants, an individual should be counted each time he or she participates on a team. For example, if Jane Doe competes on the varsity volleyball team, the junior varsity volleyball team, the junior varsity basketball team, and the varsity softball team, she should be counted as four participants (do not include club or intramural sports participants, cheerleaders, dance teams, or pom squads). Calculate the same way for boys and girls. * In addition, should 8th grade students and below play on a Freshman, Junior Varsity, or Varsity team, they should also be counted for each team and sport on which they participate. If applicable, please asterisk the above notation as to how many 8th grade students & below are included in the totals. Using the same procedure, determine the total number of interscholastic athletic participants that are boys, (and place in Row 2, Column 3). Add Row 1, Column 3 plus Row 2, Column 3 to get total participants and place in Row 3, Column 3.
- 5) Calculate the percentage of female participation. (Row 1, Column 3 divided by Row 3, Column 3 and place in Row 1, Column 4.) Calculate the percentage of male participation. (Row 2, Column 3 divided by Row 3, Column 3 and place in Row 2, Column 4.) Note: Row 1, Column 4 plus Row 2, Column 4 should total 100%.

Note: While being within three percent is not a formal compliance standard; if the percent listed in Row 1, Column 4 is within 3% of Row 1, Column 2, then it provides a good target within which compliance is likely.

Principal's Signature: Elv Shan Date: 4/18/07

ACCOMMODATION OF INTERESTS AND ABILITIES**SUMMARY PROGRAM CHART 2****Participation Opportunities Test Two**


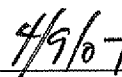
		Column 1	Column 2	Column 3	Column 4	Column 5
Program		Number of Teams Currently Offered	Number of Participants	Number of Teams Added Since the beginning of the 2002-2003 School Year	Number of Participants Added Since the beginning of the 2002-2003 School Year	Percent of Total Participation By Sex Added Since the beginning of the 2002-2003 School Year
GIRLS	Row 1	varsity:	9	171	0	
	Row 2	j.v.:	8	32	0	
	Row 3	frosh:	2	13	0	
	Row 4	total:	19	216	0	0
BOYS	Row 5	varsity:	9	198	0	
	Row 6	j.v.:	8	55	0	
	Row 7	frosh:	2	16	0	
	Row 8	total:	19	269	0	0

- 1) For Column 1, list the number of interscholastic teams offered for girls and boys at each competitive level (varsity, junior varsity, and freshman). For girls, total each of the entries in Rows 1, 2, and 3 into Row 4. For boys, total Rows 5, 6, and 7 into Row 8.
- 2) For Column 2, list the number of participants at each level. For girls, total each of the entries in Rows 1, 2, and 3 into Row 4. For boys, total Rows 5, 6, and 7 into Row 8. **Note:** The totals in Row 4 for girls and in Row 8 for boys must be the same as the totals in Form T-1, Column 3, Rows 1 and 2 respectively.
- 3) For Column 3, list the number of interscholastic teams that have been added in the last five years at each competitive level. Count each team added during the 5 year period only one time. e.g. Girl's junior varsity soccer was added 3 years ago, count the team only once, not 3 times. For girls, total the entries in Rows 1, 2, and 3 into Row 4. For boys, total Rows 5, 6, and 7 into Row 8.
- 4) For Column 4, list the number of participants that are currently on each level of the teams that were added in the last five years. If a team was added previously but no longer exists, there are no current participants to be added for that team. For girls, total the entries in Rows 1, 2, and 3 into Row 4. For boys, total Rows 5, 6, and 7 into Row 8.
- 5) For Column 5, calculate the percentage of participants that have been added in the last five years. For girls, take the number in Column 4, Row 4 and divide by the number in Column 2, Row 4. For boys, take the number in Column 4, Row 8 and divide it by the number in Column 2, Row 8.

Note: If the percentage of current participants added in the last five years is 25% or greater, compliance with Test Two may be possible. If less than 25%, then compliance with Test Three should be analyzed. **CAUTION:** 25% is not a formal compliance standard.

Principal's Signature: _____

Date: _____





2006-2007
ACCOMMODATION OF INTERESTS AND ABILITIES
SUMMARY PROGRAM CHART 3

Participation Opportunities Test Three

FOR ANY QUESTION ANSWERED "YES" IDENTIFY THE RESPECTIVE SPORT(S).

	GIRLS (Yes / No)		BOYS (Yes / No)
1. For a sport <u>not</u> currently offered, is there sufficient interest, based on your most recent Student Interest Survey, to form a viable interscholastic team based on student responses from the interscholastic survey? If yes, what sport?	N		N
2. For a sport currently offered at the varsity level only, is there sufficient interest, based on your most recent Student Interest Survey, to form a viable team for a junior varsity or freshman team that is not currently offered?	N		N
3. For a sport <u>not</u> currently offered in your interscholastic athletics program, is there sufficient interest to form a viable interscholastic team based on participation on an intramural team or community recreation teams?	N		N
4. For a sport currently offered at the junior varsity or freshman level is there sufficient interest, based on your most recent Student Interest Survey, to form a varsity team not currently offered?	N		N
5. If you answered YES to question (1), (2), (3), or (4), are there enough high schools in your geographic area offering the sport (at the appropriate level) to allow for the development of a reasonable schedule of competition?	N		N

Principal's Signature:  Date: 4/9/07

2006-2007
ACCOMODATION OF INTERESTS AND ABILITIES
SUMMARY PROGRAM CHART 4

Levels of Competition Test One

		Column 1	Column 2	Column 3
Girls	Team Levels	Number of Teams Currently Offered	Number of Participants	Percentage of Participants at Each Level
Row 1	varsity:	9	171	79.2
Row 2	j.v.:	8	32	14.8
Row 3	frosh:	2	13	6.0
Row 4	total:		216	100%
Boys				
Row 5	varsity:	9	198	73.6
Row 6	j.v.:	8	55	20.5
Row 7	frosh:	2	16	5.9
Row 8	total:		269	100%

- 1) Column 1, list the number of interscholastic teams offered for girls and boys at each competitive level; varsity, junior varsity, and freshman. (Refer to Form T-2, Accommodation of Interests and Abilities, Summary Program Chart 2, Column 1.)
- 2) For Column 2, list the number of participants at each level. For girls, total the entries in Rows 1, 2, and 3 into Row 4. For boys, total the entries in Rows 5, 6, and 7 into Row 8. (Refer to Form T-2, Accommodation of Interests and Abilities, Summary Program Chart 2, Column 2.)
- 3) For Column 3, calculate the percentage of female and male participants at each level.
 - For girls' varsity, junior varsity, and frosh, respectively:
 - Divide Column 2, Row 1 by Column 2, Row 4, and place the percentage in Column 3, Row 1.
 - Divide Column 2, Row 2 by Column 2, Row 4, and place the percentage in Column 3, Row 2.
 - Divide Column 2, Row 3 by Column 2, Row 4, and place the percentage in Column 3, Row 3.
 - For boys' varsity, junior varsity, and frosh, respectively:
 - Divide Column 2, Row 5 by Column 2, Row 8, and place the percentage in Column 3, Row 5.
 - Divide Column 2, Row 6 by Column 2, Row 8, and place the percentage in Column 3, Row 6.
 - Divide Column 2, Row 7 by Column 2, Row 8, and place the percentage in Column 3, Row 7.

Principal's Signature: Elv Shover Date: 4/9/07

2006-2007

**ACTUAL EXPENDITURES - PROGRAM COMPARISON CHART 1
TO INCLUDE BOOSTER CLUB FUNDING**

	equipment and supplies		travel		awards		coaches' salaries (to include supplemental and extended employment; dollar amount required)		facilities improvements		publications (if sport-specific)	
	Expenditures		Expenditures		Expenditures		Expenditures		Expenditures		Expenditures	
	School	Booster	School	Booster	School	Booster	School	# of Coaches	School	Booster	School	Booster
G basketball	3,678	24,384	3,953	-0-	-0-	486	20,384	4	-0-	-0-	-0-	-0-
B basketball	8,726	11,863	3,953	-0-	-0-	396	22,600	4	-0-	-0-	-0-	-0-
G softball	7,756	-0-	2,231	-0-	648	-0-	6,190	3	500	-0-	-0-	-0-
B baseball	3,433	2,150	2,231	12,000	-0-	500	7,310	3	125,000	20,000	-0-	-0-
G cross country	888	854	745	-0-	-0-	220	1,430	2	-0-	-0-	-0-	-0-
B cross country	888	854	745	-0-	-0-	220	1,430	2	-0-	-0-	-0-	-0-
G golf	850	-0-	1,200	-0-	-0-	400	1,860	1	-0-	-0-	-0-	-0-
B golf	836	2,672	1,200	-0-	-0-	418	1,860	1	-0-	-0-	-0-	-0-
G soccer	2,924	13,152	1,574	1,674	-0-	836	11,630	3	-0-	-0-	1,649	-0-
B soccer	4,055	6,945	1,574	-0-	117	1,512	11,630	3	-0-	-0-	860	-0-
G swimming	1,524	821	707	375	-0-	56	2,640	2	-0-	-0-	-0-	-0-
B swimming	1,524	821	707	375	-0-	56	2,640	2	-0-	-0-	-0-	-0-

1. Total expenditures on T-35 and T-36 on the 2006-2007 year report due by April 15, 2007, should reflect the total monies spent (rounded off to nearest hundred) for the entire school year of 2005-2006 ending June 30, 2006.

2. Booster Club Funding/Contributions must be included in the above expenditures total. (Note: It is illegal for coaches to be paid by Booster Clubs Reference KHSAA Bylaw 27)

Erin Johnson

Principal's Signature: _____ Date: 4/9/07

**2006-2007
ACTUAL EXPENDITURES - PROGRAM COMPARISON CHART 2
TO INCLUDE BOOSTER CLUB FUNDING**

	equipment and supplies		travel		awards		coaches' salaries (to include supplemental and extended employment; dollar amount required)			facilities improvements		publications (if sport-specific)	
	Expenditures		Expenditures		Expenditures		Expenditures			Expenditures		Expenditures	
	School	Booster	School	Booster	School	Booster	School	Booster	# of Coaches	School	Booster	School	Booster
G track	1,250	1,204	912	-0-	-0-	496	3,670	3	38,210	14,199	-0-	-0-	
B track	1,250	1,204	912	0	-0-	496	3,670	3	38,210	14,199	-0-	-0-	
G tennis	1,065	-0-	463	-0-	600	-0-	1,590	3	-0-	-0-	-0-	-0-	
B tennis	1,065	-0-	463	-0-	600	-0-	1,590	3	-0-	-0-	-0-	-0-	
G volleyball	2,094	9,888	2,107	-0-	-0-	854	2,960	2	-0-	1,000	-0-	-0-	
B wrestling	N/A												
G (list sport)													
B football	17,762	18,449	3,835	1,990	311	5,000	33,920	9	21,051	-0-	-0-	-0-	
G (list sport)													
B (list sport)													


1. Total expenditures on T-35 and T-36 on the 2006-2007 year report due by April 15, 2007, should reflect the total monies spent (rounded off to nearest hundred) for the entire school year of 2005-2006 ending June 30, 2006.

2. Booster Club Funding/Contributions must be included in the above expenditures totals.
Indicate percentage of total expenditures for each gender: (If disparities are obvious, list on your Corrective Action Plan (T-60) what action you will take to correct the problem).


Gender	Expenditures	Percentage
Boys	\$ 430,000	68%
Girls	\$ 202,760	32%
Total:	\$ 632,760	100%

600

4/9/07

Principal's Signature: 

Date:



Boyle County High School

1637 Perryville Road • Danville, Kentucky 40422-9775
(859) 236-5047

Will Begley, *Assistant Principal*
Jennifer Brogle, *Assistant Principal*

Elmer Thomas
Principal

Doug Lester, *Counselor*
Jackie Smith, *Counselor*
Jim Spears, *Athletic Director*

March 28, 2007

KHSAA;

During your review of Form T-35 Actual Expenditures-Program Comparison Chart you will see significant spending by the Boyle County Schools under the column "facilities improvements." During the 2006-07 school year the Boyle County High School track has been rubberized and enclosed with a security fence at a cost of approximately \$76,000.00. We are also in the process of installing lights at our baseball field at an approximate cost of \$145,000.

Please see the attached letter from KHSAA and signed by Fran Edwards. Ms. Edwards was asked to visit Boyle County High School to discuss the Title IX implications of adding baseball lights. For the purpose of completing T-35 the track expense was divided equally between the boy's and girls'. The total for the baseball lights is included with baseball "facility improvements."

Jim Spears



High School Athletic Association Kentucky

2280 Executive Drive • Lexington, KY 40505 www.khsaa.org • (859)299-5472 (859)293-5999 (fax)

August 9, 2006

MEMORANDUM

REC'D AUG 10 2006

TO: Steve Burkish
Superintendent, Boyle County Schools

FROM: Fran Edwards
Title IX Audit Team Member, KHSAA

RE: Upgrades for the Baseball Facility,
Boyle County High School

Thank you for sharing information during a meeting on Monday, August 7, 2006, regarding two proposals to upgrade the baseball facility located at Boyle County High School. Also, the input provided by Mike Pittman, Director of Operations; Elmer Thomas, Principal, Boyle County High School; Jim Spears, Athletic Director; and David Camic, Baseball Coach; was insightful in understanding the possible improvements being considered at this time. My colleague, Reba Woodall, and I readily agreed that all parties are intent on insuring that decisions are made in light of the need to provide equitable athletic experiences for both male and female participants.

The first proposal, to install lights at the baseball field, appears to be an appropriate addition. This improvement would enable increased field time for non-varsity teams as well as easing scheduling concerns. Comments made on Monday suggest that the approximate cost of \$95,000 could be funded through money in the district's general fund. The second proposal to extend the dugout to house a batting cage, pitching mounds, restrooms, lockers, office, equipment room and meeting room should receive further consideration. This proposal would cost of less that \$20,000 and be funded through the baseball booster group. It is certainly understandable that the baseball coach favors this option because it could be a reality in the immediate future. However, the district's Extracurricular Committee prioritized facility needs and identified a separate building to be constructed at an unspecified date to serve as a multi purpose room. It appears that continued deliberation should take place in an effort to achieve greater clarity.

Currently, the softball team plays at Millennium Park which is adjacent to the school's property. This field is maintained by the city of Danville, well appointed and provided at minimal cost. If for some reason this arrangement with the city becomes untenable, questions would arise regarding equity. Although there is an on campus softball field, it is not now used due to drainage problems and does not have lights. Study is needed to ascertain if it is feasible to upgrade the present school site or pursue another on campus location for the softball field.

School personnel at Boyle County Schools are to be commended for their commitment to insuring that the spirit and intent of Title IX is implemented. It is clear that the community is supportive of equitable opportunities and benefits for athletes of both genders. As a guide for upcoming plans, be reminded that it is the over all "balance" of the provided benefits that is most important in assessing equity. The pattern of expenditures over time should result in comparable experiences for male student athletes and female student athletes.

Cc: Mike Pittman, Director of Operations
Elmer Thomas, Principal of Boyle County High School
Jim Spears, Athletic Director
David Camic, Baseball Coach
Larry Boucher, Assistant Commissioner KHSAA

HIGH SCHOOL COACHES

Football

Varsity Head-Chris Pardue \$4320. + 30

1st Asst.-Chris Mason \$2530. + 12.5

2nd Asst.-Jeff Hester \$2090. + 12.5

Asst.-David Davis \$1980 + 10

Asst.-John Hodge \$1980. + 10

JV Head-Chris LeMonds \$2530.

JV Asst.-Chuck Miller \$2310.

JV Asst. Justin Roe \$2090.

JV Asst.-Zack Massengill \$2090.

Weight Room Coach-Chris Pardue \$1440.

Boy's Basketball

Head-Ronnie Bottoms \$12,000.

1st Asst.-Lynwood Parsons \$2530. + 12

2nd Asst.-Denny Webb \$2090. + 8

Asst.-Kyle Connell \$1980.

Girl's Basketball

Head-Judie Mason \$5184. + 20

1st Asst.-David Christopher \$2530. + 20

2nd Asst.-Molly Caldwell \$2090.

Asst. -David Logue \$1980.

Golf

Boy's-Mark Kendrick \$1860.

Girl's-David Voss \$1860.

Cross X

Head-Joni Morgan \$1860.

Asst.-Grace Jamieson \$1100.

Volleyball

Head-Dana Stigall \$1860.

Asst.-John Stigall \$1100.

Boy's Soccer

Head-Chris McMann \$4320. + 10

Asst. Rob Hendrickson \$2530.

Asst.—Zack Upton \$250.

Girl's Soccer

Head-Brian Deem \$4320. + 10

Asst.-Beth Wilkerson \$2530.
Asst.-Katie McGinity \$2530.

Swimming

Head-Crystal Estes \$3960.
Asst.- Katie Bramel \$1320.

Tennis

Head-David Voss \$1860.
Asst.- Paula Thomason \$660.
Asst.-Janet Henson \$660.

Track

Head-Dave Garrett \$4752.
Asst.-Shannon Miller \$1320.
Asst.-Kelly Russell \$1320.

Baseball

Head-David Camic \$4320.
1st Asst.-Brian Wheeler-\$1650.
2nd Asst.-Scott Bottoms-\$1530. *tentative*

Softball

Head-Judie Mason \$3510.
Asst.-Chris LeMonds \$2000.
Asst.-Zack Masingell \$2000.

Extra Services and Supervision 2006-2007

Boyle County High School	Personnel	Date on Personnel Report	Extra Day	Stipend	Resignation 2006 - 2007
CTE Coordinator	Dudley Spoonamore	8/18/2005	5		2000
Building Technology Coordinator	Dudley Spoonamore	8/18/2005	10		1000
Building Technology Coordinator	Sandra Goode	5/18/2006			1100
Yearbook	Ranea Gibson	5/18/2006			1050
Professional Development Chairs (Pay on standard invoice in Dec. & May)	Ken Ward	5/18/2006			350
Project Graduation	Katie Tiller				350
Building Administrator Responsibilities	Elmer Thomas			55-45% of base	2900
Assistant Building Administrator Responsibilities	Will Begley		35		2500
Assistant Building Administrator Responsibilities	Jennifer Brogle	8/17/2006	20		3000
Director of Extra Curricular Activities	Jim Spears		45		
Head Band Director	Tim Blevins	5/18/2006	20	Level 3 (\$5184)	1320
Assistant Band Director	Aleena Koss	5/18/2006			660
Woodwind/Alto Instructor	David Asher	5/18/2006			1860
Drama	Bethany Deckard	8/18/2005			600
Forensic Coach	Bethany Deckard	8/18/2005			1800
ESS Coordinator	Will Begley	5/18/2006			
2 ESS	Susan Michael	7/20/2006			3600
Head Academic Coach	Pat Strickland	5/18/2006			2090
Assistant Academic Coach	Jenny Smiley	5/18/2006			2400
Head Dance Coach	Shawn Campbell	6/15/2006			1100
Assistant Dance Coach	Jennifer Carlton	6/15/2006			
Head Boys Soccer Coach	Cris McMann	6/15/2006	10	Level 32 (\$4320)	2530
Assistant Boys Soccer Coach	Rob Hendrickson	6/15/2006			2530
Assistant Boys Soccer Coach	Zack Upton	6/15/2006			1030
Head Girls Soccer Coach	Brian Deem	6/15/2006	10	Level 2 (\$4320)	2530 Yes 5/5/2006
Assistant Girls Soccer Coach	Jessica Chisley	6/15/2006			1500 Yes 7/18/2006
1st Assistant Girls Soccer Coach					1860
2nd Assistant Girls Soccer Coach					0
Boys & Girls Tennis Coach	Davis Voss	6/15/2006			
Assistant Tennis Coach	Paula Thomason	6/15/2006			
Assistant Tennis Coach	Janet Henson	6/15/2006			
Head Volleyball Coach	Dana Stigall	6/15/2006		Level 1 (\$1860)	1100 Yes
Assistant Volleyball Coach					

Extra Services and Supervision 2006-2007

Head Swimming Coach	Crystal Estes	6/15/2006	Level 1 (\$360)	1320	
Assistant Swimming Coach	Katy Bramel	6/15/2006		1320	
Head Cheerleading Coach	Heidi Stael	6/15/2006		2400	
Assistant Cheerleading Coach				1100	
Head Cross Country Coach	Joni Morgan	6/15/2006	Level 1 (\$1860)	1100	
Assistant Cross Country Coach	Grace Jameson	6/15/2006			
Head Girls Golf Coach	David Voss	8/17/2006	Level 1 (\$1860)		
Head Boys Golf Coach	Mark Kendrick	8/17/2006	Level 1 (\$1860)		
Head Track Coach	Dave Garrett	6/15/2006	Level 2 (\$3960)		
Assistant Track Coach				1320	yes
Assistant Track Coach				0	yes
Head Softball Coach			18.2	Level 1 (\$3000)	yes
1st Assistant Softball Coach				1650	yes
Assistant Softball Coach					yes
Head Baseball Coach	David Carnic	6/15/2006	Level 3 (\$4320)	1650	
1st Assistant Baseball Coach	Brian Wheeler	6/15/2006			
2nd Assistant Baseball Coach				1540	yes 1/6/2006
Head JV Football Coach	Tyler Voht	6/15/2006		1540	
1st Assistant JV Football Coach	Chris Lemonds	6/15/2006	0	2530	
Assistants - Football	Chuck Miller	6/15/2006		2310	
Assistants - Football	David Davis	6/15/2006	10	Partly Paid by Boosters 2090	
Head Football Coach	Zack Massengill	6/15/2006	0	2090	
1st Assistant Football Coach	Chris Pardue	6/15/2006	30	Level 2 (\$4320)	
2nd Assistant Football Coach	Chris Mason	6/15/2006	12.5	2530	
Assistants - Football	Jeff Hester	6/15/2006	12.5	2090	
Assistants - Football	Sean Baker	6/15/2006			Booster Paid (\$1980)
Assistants - Football				1980	yes 7/2006
Head Girls' Basketball Coach	John Hodge	6/15/2006	10	1980	
1st Assistant Girls' Basketball Coach	Judie Mason	6/15/2006	20	Level 3 (\$5184)	
Assistant Girls' Basketball Coach	Dave Christopher	6/15/2006	12	2530	Yes 5/5/2006
Head Boys' Basketball Coach	David Logue	8/17/2006		1980	Yes 5/5/2006
1st Assistant Boys' Basketball Coach	Ronnie Bottoms, Jr	6/15/2006		12000	
2nd Assistant Boys' Basketball Coach	Lynnwood Parsons	6/15/2006	12	2530	
Assistants Boys' Basketball Coach	Dennie Webb	6/15/2006	8	2090	
Weightlifting Coordinator	Terry Janes	6/15/2006		1980	
	Chris Pardue	6/15/2006		1440	

BOYLE COUNTY SCHOOLS
2006-2007
EXTRA SERVICES AND SUPERVISION
SALARY SCHEDULE

COACHING/DIRECTING RESPONSIBILITIES	STIPEND
FOOTBALL	
Head Coach*	\$3,600
1st Assistant	\$2,530
2nd Assistant	\$2,090
Assistants (2)	\$1,980
Head JV	
1st Assistant	\$2,530
Assistants (2)	\$2,090
Head MS	
1st Assistant***	\$1,100
Assistants (2)	\$1,760
BASKETBALL - GIRLS/BOYS	
Head Varsity (2)*	\$3,600
1st Assistant (2)	\$2,530
2nd Assistant (2)	\$2,090
Assistants (2)	\$1,980
Head MS (2)	\$1,925
Assistants (4)	\$1,100
SOCCER - GIRLS/BOYS	
Head Varsity (2)*	\$3,600
Assistants (4)	\$2,530
Head MS	\$1,925
MS Assistants (2)	\$1,320
BASEBALL/SOFTBALL	
Head Varsity (2)*	\$3,000
1st Assistant (2)	\$1,650
2nd Assistant (2)	\$1,540
Head MS (2)	\$1,320
MS Assistants (2)	\$990
SWIMMING	
Head	\$3,960
Assistant	\$1,320
TRACK	
Head*	\$3,960
Assistant	\$1,320
Assistant	\$1,320
GOLF	
Head (2)	\$1,860
VOLLEYBALL	
Head*	\$1,860
Assistant	\$1,100
CROSS COUNTRY	
Head	\$1,860
Assistant	\$1,100
TENNIS - GIRLS/BOYS	
Head (2)	\$1,860
WEIGHTLIFTING	
Head	\$1,440
TRAINER	
	\$5,702

*See index for stipend amounts for principals

BOYLE COUNTY SCHOOLS
2006-2007
EXTRA SERVICES AND SUPERVISION
SALARY SCHEDULE

CHEERLEADING	
Head	\$2,400
Assistant	\$1,100
Middle School - 7th/8th	\$1,100
Middle School - 6th	\$660
DANCE	
Head	\$2,400
Assistant	\$1,100
ACADEMIC	
Head*	\$2,400
JV	\$2,090
MS/EL (3)	\$1,320
BAND	
Head*	\$3,600
Assistant	\$1,320
Assistant	\$1,320
Flags	\$440
DRAMA	
Head	\$1,860
BUILDING COORDINATOR RESPONSIBILITIES	
<i>CTE Coordinator</i>	2000
Yearbook (High)	1050
Yearbook (Middle)	700
Yearbook (Elementaries)	500
Technology**	1550
Textbook	350
Professional Development	350
Project Graduation	350
Cluster Leaders	350
Other	
BUILDING ADMINISTRATOR RESPONSIBILITIES	
BCHS Principal*	45%
BCHS Assistant Principal	2900
BCMS Principal*	25%
BCMS Assistant Principal	2200
WES Principal*	25%
JCES Principal*	20%
PES Principal*	20%
CENTRAL OFFICE RESPONSIBILITIES	
Assistant Superintendent for Instruction	30%
Director of Student Services/Operations	25%
<i>Director of Finance/Business Affairs</i>	3400
Chief Information Officer	10%
Curriculum Coordinator	10%
Director of Special Education	3000
Director of Extra Curricular Activities	3000
Title 1 Coordinator	2000
Coordinator of Preschool	2000

*See index for stipend amounts for principals

2005-2006
 HEAD COACHING SALARIES
 BOYLE COUNTY SHCOOLS

COACHING POSITION	Level 1 (0-5 yrs)	LEVEL II (6-10 yrs.)	Level II) 6-10 yrs)	Level III (11 + yrs)
Volleyball	\$1,860	1860	\$2,232	\$2,678
	\$0		\$0	\$0
Golf - Girls	\$1,860	2220	\$2,664	\$2,678
Golf - Boys	\$1,860	2220	\$2,664	\$2,678
	\$0		\$0	\$0
Tennis - Girls	\$1,860	2220	\$2,664	\$3,197
Tennis - Boys	\$1,860	2220	\$2,664	\$3,197
	\$0		\$0	\$0
Cross Country	\$1,860	2220	\$2,664	\$3,197
	\$0		\$0	\$0
Baseball	\$3,000	3000	\$3,600	\$4,320
	\$0		\$0	\$0
Softball	\$3,000	3000	\$3,600	\$4,320
	\$0		\$0	\$0
Track	\$3,960	3960	\$4,752	\$5,702
	\$0		\$0	\$0
Swimming	\$3,960	3960	\$4,752	\$5,702
	\$0		\$0	\$0
Soccer - Girls	\$3,600	3600	\$4,320	\$5,184
Soccer - Boys	\$3,600	3600	\$4,320	\$5,184
	\$0		\$0	\$0
Basketball - Girls	\$3,600	3600	\$4,320	\$5,184
Basketball - Boys	\$3,600	3600	\$4,320	\$5,184
	\$0		\$0	\$0
Football	\$3,600	3600	\$4,320	\$5,184
	\$0		\$0	\$0
Academic	\$2,400	2500	\$3,000	\$3,600
	\$0		\$0	\$0
Drama	\$1,860	1860	\$2,232	\$2,678
	\$0		\$0	\$0
Band	\$3,600	3600	\$4,320	\$5,184

ATHLETIC BUDGETS
HIGH SCHOOL

Football	\$17,500.
Soccer(G)	\$3,500.
Soccer(B)	\$3,500.
Volleyball	\$1,750.
Golf(G)	\$500.
Golf(B)	\$500.
Cross X(G)	\$500.
Cross X(B)	\$500.
Basketball(G)	\$7,500.
Basketball(B)	\$7,500.
Swim(G)	\$500.
Swim(B)	\$500.
Track(G)	\$900.
Track(B)	\$900.
Tennis(G)	\$500.
Tennis(B)	\$500.
Softball	\$3,500.
Baseball	\$3,500.

TOTAL
\$54,050.


2006-2007 KHSAA TITLE IX ATHLETICS AUDIT
Checklist - Overall Interscholastic Athletics Program

KHSAA
 Form T41
 Rev. 10/06

DIRECTIONS:

For the Areas of Compliance (Opportunities and Benefits) listed on the left hand side of the page, place a checkmark under the appropriate column identifying whether your school provided an advantage to the Girls' Program, or to the Boys' Program or to Neither Program.

Areas of Compliance:	ADVANTAGE TO:		
	GIRLS' PROGRAM	BOYS' PROGRAM	NEITHER PROGRAM
OPPORTUNITIES			
Accommodation of Interest and Abilities			X
BENEFITS			
Equipment and Supplies			X
Scheduling of Games and Practice Time			X
Travel and Per Diem Allowances			X
Coaching			X
Locker Rooms, Practice and Competitive Facilities			X
Medical and Training Facilities and Services			X
Publicity			X
Support Services			X
Athletic Scholarships			X
Tutoring			X
Housing and Dining Facilities and Services			X
Recruitment of Student Athletes			X

Principal's Signature: 

Date: 4/9/07

SCHOOL NAME

2006-2007
TITLE IX

Boyle County High School

CORRECTIVE ACTION PLAN

DIRECTIONS:

1. For Column 1, indicate the intended area (Opportunities or Benefits) which needs corrective action in order to achieve gender equity. For Column 2, write the suggested change or activities that will correct the area in need of alteration. For Column 3, include the estimated completion date for the changes or activities.
2. It is possible to attain compliance with Title IX and no longer need "corrective" action. However, the KHSAA strongly encourages compliant schools to identify items for improvement (Column 1), activities to accomplish the improvement (Column 2) and a timetable for completion (Column 3) that will strengthen the athletic program.
3. You may copy this form as needed. Please attach corrective action plans along with audit forms and submit by April 15, 2007.

COLUMN 1 ITEM FOR CORRECTION/ IMPROVEMENT	COLUMN 2 SUGGESTED CHANGE/ ACTIVITIES	COLUMN 3 TIME TABLE FOR CORRECTIVE ACTION/ COMPLETION
Baseball Field	Addition of lights	May 2007
Visitor Locker Room	Locker replacement	Winter of 2007 (in use)

Principal's Signature: *Elv Show*

Date: 4/9/07



2006-2007 INTERSCHOLASTIC ATHLETICS SURVEY Summary of Student Responses

KHSAA Form T63 Rev.10/06

School Name: Boyle County High School

Enrollment (9-12 Grade): (SHOULD AGREE WITH FORM T-1, COLUMN 1, ROW 3)

Number of 9-11 Grade Students Surveyed:

Number of 8th Grade Students Surveyed:

Date:

Completed By:

Instructions:

- 1. Summarize the Student Athletics Interest Surveys Form T-61 by listing the total number of responses on the line next to each sport.
2. Under the Other Category please provide a listing of the sports as well as the number of students who are interested in participating.
3. Please sign and date this Summary Form (T-63) and mail this Summary Form only to the KHSAA by April 15, 2007. Do not mail the student surveys (Form T-61). However, these Forms should be maintained in your files in the event they are requested subsequently.

Number of Surveys
Total Returned (A minimum of 80% return is expected)
Grades Surveyed (Should be grades 9-11 and 8th grade if school has a feeder system)

How Was The Survey Administered?
(e.g. was it given in all English classes, or all home rooms, or advisee/advisor?)

KHSAA Sanctioned Fall Sports (List Total Number of Participation Responses)

- Cross Country (Girls)
Cross Country (Boys)
Football (Boys)
Golf (Girls)
Golf (Boys)
Soccer (Girls)
Soccer (Boys)
Volleyball (Girls)

Athletic Survey was administered and reported on our 2005/06 KHSAA Title IX Report.

Winter Sport (*List Total Number of Participation Responses*)

Form T-63
Rev. 10/06

- _____ Basketball (Girls)
- _____ Basketball (Boys)
- _____ Indoor Track (Girls)
- _____ Indoor Track (Boys)
- _____ Swimming & Diving (Girls)
- _____ Swimming & Diving (Boys)
- _____ Wrestling (Boys)

Spring Sport (*List Total Number of Participation Responses*)

- _____ Baseball (Boys)
- _____ Fast Pitch Softball (Girls)
- _____ Slow Pitch Softball (Girls)
- _____ Tennis (Girls)
- _____ Tennis (Boys)
- _____ Track (Girls)
- _____ Track (Boys)

Non-KHSAA Championship Sports (*From Student Survey T-61 Question 10*)

- _____ Archery
- _____ Field Hockey
- _____ Bowling
- _____ Gymnastics (Boys)
- _____ Gymnastics (Girls)
- _____ Ice Hockey
- _____ Lacrosse (Boys)
- _____ Lacrosse (Girls)
- _____ Rifle
- _____ Rodeo
- _____ Volleyball (Boys)
- _____ Water Polo
- _____ Weightlifting

Athletic Survey was administered
and reported on our 2005/06
KHSAA Title IX Report.

Number of Students who participate in Intramural Sports
(*From Student Survey T-61 Question 5*)

<u>Sport</u>	<u>Number</u>

List Intramural Sports students are interested in adding:
(From Student Survey T-61 Question 6)

Form T-63
 Rev. 10/06

<u>Sport</u>	<u>Number</u>

Participation in Non-School Sports Activities
(From Student Survey T-61 Question 7)

<u>Sport</u>	<u>Number</u>

Reasons for not participating in interscholastic athletics
(From Survey Question 8)

- I prefer other activities such as band, chorus, etc.
- I don't have time
- The practice schedules and game times are inconvenient
- The sport I like isn't offered
- It's too expensive
- I prefer to participate in club or intramural sports
- Working
- Other: _____

Student Suggestions to encourage participation



4/9/07

Principal's Signature

Date

Athletic Survey was administered and reported on our 2005/06 KHSAA Title IX Report.