

**KHSAA TITLE IX  
ANNUAL REPORT SUBMISSION  
STATUS REPORT  
2006-2007**

KHSAA  
Form T65 Revised 8/05

TO: KHSAA Member School Superintendents, Principals, and Athletic Directors

FROM: Brigid L. DeVries, Commissioner  
Larry Boucher, Assistant Commissioner

DATE: 4/20/2007

School	Butler High School	Reviewed by	Fran Edwards
--------	--------------------	-------------	--------------

The following is a status report regarding the required 2006 - 2007 Title IX Annual Report submission of forms due into the KHSAA office by April 15, 2007. Appropriate KHSAA Audit Team personnel have reviewed these forms and the following is a summary of this review.

I. Checklist of Forms properly submitted in a satisfactory manner:

<b>X</b>	GE 19 (Annual Verification)	<b>X</b>	T-35 (Budget Expenses)
<b>X</b>	T-1 (Summary Program Chart 1)	<b>X</b>	T-36 (Budget Expenses)
<b>X</b>	T-2 (Summary Program Chart 2)	<b>X</b>	T-41 (Checklist – Overall Interscholastic Program)
<b>X</b>	T-3 (Summary Program Chart 3)	<b>X</b>	T-60 (Corrective Action Plan)
<b>X</b>	T-4 (Summary Program Chart 4)		T-63 (Interscholastic Survey Results)

II. Status:

A.	<b>X</b>	2006– 2007 Forms are satisfactory and no further information or action is necessary at this time.
B.		Errors have been noted with respect to the following forms:
C.		The following forms were omitted and must be submitted by school representatives:
D.	<b>X</b>	Other Recommendation and Comments: The work of the Gender Equity Review Committee would likely be enhanced with the addition of student representatives.

**KENTUCKY HIGH SCHOOL**

**ATHLETIC ASSOCIATION**

**TITLE IX**




**MEMBER SCHOOLS**

**2006-2007 ANNUAL REPORT**

**FORMS**

**BUTLER TRADITIONAL HIGH SCHOOL**

**SUBMITTED APRIL 1, 2007**



Butler Traditional High School

Athletics

*"Where Tradition Counts"*



# KENTUCKY HIGH SCHOOL ATHLETIC ASSOCIATION 2006-2007 ANNUAL VERIFICATION OF TITLE IX PROCEDURES

KHSAA Form GE19  
Rev.10/06

(To be submitted by April 15, 2007 along with other required forms)

The Butler Traditional High School, Louisville, Kentucky  
(Name of High School) (City)

certifies to the Kentucky High School Athletic Association that the following is an accurate and true representation of the facts surrounding compliance with 20 U.S.C. Sections 1681-1688, et. Seq. (also known as Title IX)

**I certify the following provisions in accordance with records at the school contained in the permanent Title IX file, at least one copy of which must be maintained in the Principal's office, and to the best of my knowledge have completed the following tasks (All boxes must be checked).**

X Established a gender equity committee at the high school. (list committee personnel and provide attachment if necessary)

Name	Address	Phone	Title
		(Supt., Principal, Student, Parent, Coach, Etc.)	
Steve Bocko	2222 Crums Lane	502-485-8220	Principal
Mike Crawley	2222 Crums Lane	502-485-8506	Athletic Director
Joe Freshley	2222 Crums Lane	502-485-8220	Asst Principal
Terri Keown	2222 Crums Lane	502-485-8220	Instructional Asst/Coach
Brittany Campbell	2222 Crums Lane	502-485-8220	Teacher/Coach
Bruce Mingus	1414 Rhonda Way	502-361-3999	Parent

X Scheduled a minimum of three meetings during the 2006-2007 school year on the following dates:  
September 19th      December 12<sup>th</sup>      February 20<sup>th</sup>

X Designated the following person(s) as the Title IX coordinator for the school:

Name	Title	Address	Phone
Mike Crawley	Athletic Director	2222 Crums Lane	502-485-8506

X Designated the following person(s) as the Title IX coordinator for the district:

Name	Title	Address	Phone
Cheryl Walker	Federal Compliance Officer	Vanhoose Ed Center	

X School personnel are continuing to make periodic reviews of the boys' and girls' athletics program reflected in the Corrective Action Plan.

X In addition to the above information, the above referenced school maintains a complete permanent file relative to Title IX records including copies of the self-assessment audit, all corrective action plans, and other related materials.

Stephen J. Bocko      3/6 2007  
Principal's Signature      Date

Stephanie...      Joseph...  
Superintendent Signature      School Board Chairpersons' Signature

(Send original copy to KHSAA - Maintain duplicate in Title IX school folder)

**2006-2007**  
**ACCOMMODATION OF INTERESTS AND ABILITIES**  
**SUMMARY PROGRAM CHART 1**

KHSAA  
 Form T1  
 Rev.10/06

**Participation Opportunities Test One**

		(Column 1)	(Column 2)	(Column 3)	(Column 4)
	Program	Enrollment	Percentage of Total Enrollment	Number of Interscholastic Participants (double and triple count)	Percentage of Total Participation
Row 1	GIRLS	951	57.2%	257	41.3%
Row 2	BOYS	711	42.8%	366	58.7%
Row 3	Totals	1662	100%	623	100%

Instructions:

\*Number of 8<sup>th</sup> grade students & below used in Column 3 and Column 4 calculations if applicable: 15

- 1) Determine the total number of girls enrolled, (place in Row 1, Column 1). Determine the total number of boys enrolled, (place in Row 2, Column 1).
- 2) Add the total number of girls and boys enrolled to determine total enrollment, (place in Row 3, Column 1).
- 3) Calculate the percentage of total enrollment that is female. (Divide Row 1, Column 1 by Row 3, Column 1 and place in Row 1, Column 2.) Calculate the percentage of total enrollment that is male. (Divide Row 2, Column 1 by Row 3, Column 1 and place in Row 2, Column 2.) Note: Row 1, Column 2 plus Row 2, Column 2 should total 100%.
- 4) Ask the head coaches to review the most updated eligibility or squad lists for their teams. Ask coaches to confirm the names of those individuals who are on the team as of the first **date of regular season competition**, and cross out the names of those who were cut from the team or quit the team prior to the first regular season competitive event. Determine the total number of interscholastic athletics participants that are girls, (and place in Row 1, Column 3). In order to determine the total number of athletics participants, an individual should be counted each time he or she participates on a team. For example, if Jane Doe competes on the varsity volleyball team, the junior varsity volleyball team, the junior varsity basketball team, and the varsity softball team, she should be counted as four participants (**do not include club or intramural sports participants, cheerleaders, dance teams, or pom squads**). Calculate the same way for boys and girls. \* In addition, should 8<sup>th</sup> grade students and below play on a Freshman, Junior Varsity, or Varsity team, they should also be counted for each team and sport on which they participate. If applicable, please asterisk the above notation as to how many 8<sup>th</sup> grade students & below are included in the totals.  
  
Using the same procedure, determine the total number of interscholastic athletic participants that are boys, (and place in Row 2, Column 3). Add Row 1, Column 3 plus Row 2, Column 3 to get total participants and place in Row 3, Column 3.
- 5) Calculate the percentage of female participation. (Row 1, Column 3 divided by Row 3, Column 3 and place in Row 1, Column 4.) Calculate the percentage of male participation. (Row 2, Column 3 divided by Row 3, Column 3 and place in Row 2, Column 4.) Note: Row 1, Column 4 plus Row 2, Column 4 should total 100%.

Note: While being within three percent is not a formal compliance standard; if the percent listed in Row 1, Column 4 is within 3% of Row 1, Column 2, then it provides a good target within which compliance is likely.

Principal's Signature: Stephen J. Becker Date: 3/27/07

**2006-2007**  
**ACCOMMODATION OF INTERESTS AND ABILITIES**  
**SUMMARY PROGRAM CHART 2**

KHSAA  
 Form T2  
 Rev. 10/06

**Participation Opportunities Test Two**

		Column 1	Column 2	Column 3	Column 4	Column 5
Program		Number of Teams Currently Offered	Number of Participants	Number of Teams Added Since the beginning of the 2001-2002 School Year	Number of Participants Added Since the beginning of the 2001-2002 School Year	Percent of Total Participation By Sex Added Since the beginning of the 2001-2002 School Year
<b>GIRLS</b>	Row 1	varsity:	8	139	0	
	Row 2	j.v.:	4	78	0	
	Row 3	frosh:	3	40	0	
	Row 4	total:	15	257	0	0
<b>BOYS</b>	Row 5	varsity:	8	186	0	
	Row 6	j.v.:	4	103	0	
	Row 7	frosh:	3	77	0	
	Row 8	total:	15	366	0	0

- 1) For Column 1, list the number of interscholastic teams offered for girls and boys at each competitive level (varsity, junior varsity, and freshman). For girls, total each of the entries in Rows 1, 2, and 3 into Row 4. For boys, total Rows 5, 6, and 7 into Row 8.
- 2) For Column 2, list the number of participants at each level. For girls, total each of the entries in Rows 1, 2, and 3 into Row 4. For boys, total Rows 5, 6, and 7 into Row 8. **Note:** The totals in Row 4 for girls and in Row 8 for boys must be the same as the totals in Form T-1, Column 3, Rows 1 and 2 respectively.
- 3) For Column 3, list the number of interscholastic teams that have been added in the last five years at each competitive level. Count each team added during the 5 year period only one time. e.g. Girl's junior varsity soccer was added 3 years ago, count the team only once, not 3 times. For girls, total the entries in Rows 1, 2, and 3 into Row 4. For boys, total Rows 5, 6, and 7 into Row 8.
- 4) For Column 4, list the number of participants that are currently on each level of the teams that were added in the last five years. If a team was added previously but no longer exists, there are no current participants to be added for that team. For girls, total the entries in Rows 1, 2, and 3 into Row 4. For boys, total Rows 5, 6, and 7 into Row 8.
- 5) For Column 5, calculate the percentage of participants that have been added in the last five years. For girls, take the number in Column 4, Row 4 and divide by the number in Column 2, Row 4. For boys, take the number in Column 4, Row 8 and divide it by the number in Column 2, Row 8.

Note: If the percentage of current participants added in the last five years is 25% or greater, compliance with test two may be possible. If less than 25%, then compliance with test three should be analyzed. **CAUTION:** 25% is not a formal compliance standard.

Principal's Signature: Stephen J. Bocho Date: 3.27.07

**2006-2007**  
**ACCOMMODATION OF INTERESTS AND ABILITIES**  
**SUMMARY PROGRAM CHART 3**

**Participation Opportunities Test Three**

**FOR ANY QUESTION ANSWERED "YES" IDENTIFY THE RESPECTIVE SPORT(S).**

	<b>GIRLS</b> (Yes / No)		<b>BOYS</b> (Yes / No)
1. For a sport <u>not</u> currently offered, is there sufficient interest, based on your most recent Student Interest Survey, to form a viable interscholastic team based on student responses from the interscholastic survey? If yes, what sport?	Yes Field Hockey		Yes Wrestling
2. For a sport currently offered at the varsity level only, is there sufficient interest, based on your most recent Student Interest Survey, to form a viable team for a junior varsity or freshman team that is not currently offered?	No		No
3. For a sport <u>not</u> currently offered in your interscholastic athletics program, is there sufficient interest to form a viable interscholastic team based on participation on an intramural team or community recreation teams?	No		No
4. For a sport currently offered at the junior varsity or freshman level is there sufficient interest, based on your most recent Student Interest Survey, to form a varsity team not currently offered?	No		No
5. If you answered YES to question (1), (2), (3), or (4), are there enough high schools in your geographic area offering the sport (at the appropriate level) to allow for the development of a reasonable schedule of competition?	Yes		Yes

Principal's Signature: Stephen J. Beck Date: 3/27/07

**2006-2007**  
**ACCOMODATION OF INTERESTS AND ABILITIES**  
**SUMMARY PROGRAM CHART 4**

**Levels of Competition Test One**

		Column 1	Column 2	Column 3
Girls	Team Levels	Number of Teams Currently Offered	Number of Participants	Percentage of Participants at Each Level
Row 1	varsity:	8	139	54.1%
Row 2	j.v.:	4	78	30.4%
Row 3	frosh:	3	40	15.5%
Row 4	total:	15	257	100%
<b>Boys</b>				
Row 5	varsity:	8	186	50.8%
Row 6	j.v.:	4	103	28.1%
Row 7	frosh:	3	77	21.1%
Row 8	total:	15	366	100%

- 1) Column 1, list the number of interscholastic teams offered for girls and boys at each competitive level; varsity, junior varsity, and freshman. (Refer to Form T-2, Accommodation of Interests and Abilities, Summary Program Chart 2, Column 1.)
- 2) For Column 2, list the number of participants at each level. For girls, total the entries in Rows 1, 2, and 3 into Row 4. For boys, total the entries in Rows 5, 6, and 7 into Row 8. (Refer to Form T-2, Accommodation of Interests and Abilities, Summary Program Chart 2, Column 2.)
- 3) For Column 3, calculate the percentage of female and male participants at each level.  
For girls' varsity, junior varsity, and frosh, respectively:
  - Divide Column 2, Row 1 by Column 2, Row 4, and place the percentage in Column 3, Row 1.
  - Divide Column 2, Row 2 by Column 2, Row 4, and place the percentage in Column 3, Row 2.
  - Divide Column 2, Row 3 by Column 2, Row 4, and place the percentage in Column 3, Row 3.
  -
 For boys' varsity, junior varsity, and frosh, respectively:
  - Divide Column 2, Row 5 by Column 2, Row 8, and place the percentage in Column 3, Row 5.
  - Divide Column 2, Row 6 by Column 2, Row 8, and place the percentage in Column 3, Row 6.
  - Divide Column 2, Row 7 by Column 2, Row 8, and place the percentage in Column 3, Row 7.

Principal's Signature: Stephan J. Doope Date: 3.27.07

**2006-2007  
ACTUAL EXPENDITURES - PROGRAM COMPARISON CHART 2  
TO INCLUDE BOOSTER CLUB FUNDING**

	equipment and supplies		travel		awards		coaches' salaries (to include supplemental and extended employment; dollar amount required)		facilities improvements		publications (if sport-specific)	
	Expenditures		Expenditures		Expenditures		Expenditures		Expenditures		Expenditures	
	School	Booster	School	Booster	School	Booster	School	# of Coaches	School	Booster	School	Booster
G track	6,469	0	148	0	1,024	0	3,401	1	0	0	0	0
B track	544	400	231	200	212	200	5,102	2	0	0	0	0
G tennis	225	0	0	0	104	0	2,562	1	0	0	0	0
B tennis	1,003	0	0	0	244	0	2,834	1	0	0	0	0
G volleyball	1,463	0	365	0	269	0	6,103	3	0	0	0	0
B wrestling	0	0	0	0	0	0	0	0	0	0	0	0
G (list sport)	0	0	0	0	0	0	0	0	0	0	0	0
B football	14,210	0	835	0	1,864	0	26,371	10	2,125	0	0	0
G (list sport)	0	0	0	0	0	0	0	0	0	0	0	0
B (list sport)	0	0	0	0	0	0	0	0	0	0	0	0

1. Total expenditures on T-35 and T-36 on the 2006-2007 year report due by April 15, 2007, should reflect the total monies spent (rounded off to nearest hundred) for the entire school year of 2005-2006 ending June 30, 2006.

2. Booster Club Funding/Contributions must be included in the above expenditures totals. Indicate percentage of total expenditures for each gender: (If disparities are obvious, list on your Corrective Action Plan (T-64) what action you will take to correct the problem).

Gender	Expenditures	Percentage
Boys	\$ 134,200	56.6%
Girls	\$ 103,027	43.4%
<b>Total:</b>	<b>\$ 237,307</b>	<b>100%</b>

Principal's Signature: \_\_\_\_\_ Date: \_\_\_\_\_  
Copyright 1999, Good Sports, Inc., Title IX and Gender Equity Specialists. All rights reserved.



**2006-2007  
ACTUAL EXPENDITURES - PROGRAM COMPARISON CHART 1  
TO INCLUDE BOOSTER CLUB FUNDING**

	equipment and supplies		travel		awards		coaches' salaries (to include supplemental and extended employment; dollar amount required)			facilities improvements		publications (if sport-specific)	
	Expenditures		Expenditures		Expenditures		Expenditures			Expenditures		Expenditures	
	School	Booster	School	Booster	School	Booster	School	# of Coaches	School	Booster	School	Booster	School
G basketball	15,500	0	12,800	0	1,200	0	12,700	4	0	0	0	0	0
B basketball	6,801	0	1,863	0	405	0	11,347	4	0	0	663	0	0
G softball	9,334	800	3,051	0	1,283	0	4,093	5	1170	0	0	0	0
B baseball	9,600	800	6,400	0	600	0	8,101	5	5,700	0	0	0	0
G cross country	1,421	0	0	0	1,364	0	4,234	2	0	0	21	0	0
B cross country	4,513	0	1,266	0	1,645	613	3,689	2	0	0	0	0	0
G golf	918	0	453	0	504	0	2,267	1	0	0	0	0	0
B golf	572	0	392	0	362	0	1,831	1	0	0	125	0	0
G soccer	3,483	371	886	0	445	500	1,814	1	282	0	0	0	0
B soccer	4,323	0	1,144	0	174	0	5,049	5	727	0	0	0	0
G swimming	0	0	0	0	0	0	0	0	0	0	0	0	0
B swimming	0	0	0	0	0	0	0	0	0	0	0	0	0

1. Total expenditures on T-35 and T-36 on the 2006-2007 year report due by April 15, 2007, should reflect the total monies spent (rounded off to nearest hundred) for the entire school year of 2005-2006 ending June 30, 2006.  
 2. Booster Club Funding/Contributions must be included in the above expenditures total. (Note: It is illegal for coaches to be paid by Booster Clubs. Reference KHSAA Bylaw 27)

Principal's Signature: \_\_\_\_\_ Date: \_\_\_\_\_

**2006-2007  
ACTUAL EXPENDITURES - PROGRAM COMPARISON CHART 1  
TO INCLUDE BOOSTER CLUB FUNDING**

	equipment and supplies		travel		awards		coaches' salaries (to include supplemental and extended employment; dollar amount required)		facilities improvements		publications (if sport-specific)	
	Expenditures		Expenditures		Expenditures		Expenditures		Expenditures		Expenditures	
	School	Booster	School	Booster	School	Booster	School	# of Coaches	School	Booster	School	Booster
G basketball	15,500	0	12,800	0	1,200	0	0	0	0	0	0	0
B basketball	6,801	0	1,863	0	405	0	779	1	0	0	663	0
G softball	9,334	800	3,051	0	1,283	0	2,000	4	1170	0	0	0
B baseball	9,600	800	6,400	0	600	0	4,700	4	5,700	0	0	0
G cross country	1,421	0	0	0	1,364	0	1,400	1	0	0	21	0
B cross country	4,513	0	1,266	0	1,645	613	1400	1	0	0	0	0
G golf	918	0	453	0	504	0	0	0	0	0	0	0
B golf	572	0	392	0	362	0	0	0	0	0	125	0
G soccer	3,483	371	886	0	445	500	0	0	282	0	0	0
B soccer	4,323	0	1,144	0	174	0	0	0	727	0	0	0
G swimming	0	0	0	0	0	0	0	0	0	0	0	0
B swimming	0	0	0	0	0	0	0	0	0	0	0	0

- Total expenditures on T-35 and T-36 on the 2006-2007 year report due by April 15, 2007, should reflect the total monies spent (rounded off to nearest hundred) for the entire school year of 2005-2006 ending June 30, 2006.
- Booster Club Funding/Contributions must be included in the above expenditures total. (Note: It is illegal for coaches to be paid by Booster Clubs Reference KHSAA Bylaw 27)

Principal's Signature: *Debra S. Becker*  
 Copyright 1999, Good Sports, Inc., Title IX and Gender Equity Specialists. All rights reserved.

Date: 3.27.07

2006-2007

**ACTUAL EXPENDITURES - PROGRAM COMPARISON CHART 2  
TO INCLUDE BOOSTER CLUB FUNDING**

	equipment and supplies		travel		awards		coaches' salaries (to include supplemental and extended employment; dollar amount required)		facilities improvements		publications (if sport-specific)	
	Expenditures		Expenditures		Expenditures		Expenditures		Expenditures		Expenditures	
	School	Booster	School	Booster	School	Booster	School	# of Coaches	School	Booster	School	Booster
G track	6,469	0	148	0	1,024	0	0	0	0	0	0	0
B track	544	400	231	200	212	200	0	0	0	0	0	0
G tennis	225	0	0	0	104	0	0	0	0	0	0	0
B tennis	1,003	0	0	0	244	0	0	0	0	0	0	0
G volleyball	1,463	0	365	0	269	0	0	0	0	0	0	0
B wrestling	0	0	0	0	0	0	0	0	0	0	0	0
G (list sport)	0	0	0	0	0	0	0	0	0	0	0	0
B football	14,210	0	835	0	1,864	0	7,424	4	2,125	0	0	0
G (list sport)	0	0	0	0	0	0	0	0	0	0	0	0
B (list sport)	0	0	0	0	0	0	0	0	0	0	0	0

1. Total expenditures on T-35 and T-36 on the 2006-2007 year report due by April 15, 2007, should reflect the total monies spent (rounded off to nearest hundred) for the entire school year of 2005-2006 ending June 30, 2006.

2. Booster Club Funding/Contributions must be included in the above expenditures totals. Indicate percentage of total expenditures for each gender: (If disparities are obvious, list on your Corrective Action Plan (T-60) what action you will take to correct the problem).

Gender	Expenditures	Percentage
Boys	\$ 82,721	55%
Girls	\$ 67,707	45%
<b>Total:</b>	<b>\$</b>	<b>100%</b>

Principal's Signature:



Date:

3. 27.07

**2006-2007 KHSAA TITLE IX ATHLETICS AUDIT**  
**Checklist - Overall Interscholastic Athletics Program**

KHSAA  
 Form T41  
 Rev. 10/06

**DIRECTIONS:**

For the Areas of Compliance (Opportunities and Benefits) listed on the left hand side of the page, place a checkmark under the appropriate column identifying whether your school provided an advantage to the Girls' Program, or to the Boys' Program or to Neither Program.

Areas of Compliance:	ADVANTAGE TO:		
	GIRLS' PROGRAM	BOYS' PROGRAM	NEITHER PROGRAM
<b>OPPORTUNITIES</b>			
Accommodation of Interest and Abilities			X
<b>BENEFITS</b>			
Equipment and Supplies			X
Scheduling of Games and Practice Time			X
Travel and Per Diem Allowances			X
Coaching			X
Locker Rooms, Practice and Competitive Facilities			X
Medical and Training Facilities and Services			X
Publicity			X
Support Services			X
Athletic Scholarships			X
Tutoring			X
Housing and Dining Facilities and Services			X
Recruitment of Student Athletes			X

Principal's Signature: Stephen J. Bocho Date: 3.27.07

SCHOOL NAME

2006-2007

TITLE IX

**CORRECTIVE ACTION PLAN**

Butler Traditional

**DIRECTIONS:**

1. For Column 1, indicate the intended area (Opportunities or Benefits) which needs corrective action in order to achieve gender equity. For Column 2, write the suggested change or activities that will correct the area in need of alteration. For Column 3, include the estimated completion date for the changes or activities.
2. It is possible to attain compliance with Title IX and no longer need "corrective" action. However, the KHSAA strongly encourages compliant schools to identify items for improvement (Column 1), activities to accomplish the improvement (Column 2) and a timetable for completion (Column 3) that will strengthen the athletic program.
3. You may copy this form as needed. Please attach corrective action plans along with audit forms and submit by April 15, 2007.

COLUMN 1 ITEM FOR CORRECTION/ IMPROVEMENT	COLUMN 2 SUGGESTED CHANGE/ ACTIVITIES	COLUMN 3 TIME TABLE FOR CORRECTIVE ACTION/ COMPLETION
Continue adding girls' sports to the Athletic Program when possible.	Recruit enough girls to add a Freshman and/or JV Field Hockey team. Posted sign up sheets of interested female field hockey players on my door.	Fall 2007
Create more level of teams for female participants.	Continue with Girls Freshman Softball while seeking interest in forming Freshman Girls Soccer and/or Field Hockey	Fall 2007

Principal's Signature: \_\_\_\_\_

*Stephan S. Becker*

Date: \_\_\_\_\_

3.27.07



**2006-2007 INTERSCHOLASTIC  
ATHLETICS SURVEY**  
Summary of Student Responses

KHSAA  
Form T63  
Rev.10/06

**School Name:** Butler Traditional

**Enrollment**  
**(9-12 Grade):** 1662 (SHOULD AGREE WITH FORM T-1, COLUMN 1, ROW 3)

**Number of 9-11 Grade Students Surveyed:** 1278

**Number of 8<sup>th</sup> Grade Students Surveyed:** 0

**Date:** 2-20-2007

**Completed By:** Mike Crawley

**Instructions:**

1. Summarize the Student Athletics Interest Surveys Form T-61 by listing the total number of responses on the line next to each sport.
2. Under the Other Category please provide a listing of the sports as well as the number of students who are interested in participating.
3. Please sign and date this Summary Form (T-63) and mail this Summary Form only to the KHSAA by April 15, 2007. Do not mail the student surveys (Form T-61). However, these Forms should be maintained in your files in the event they are requested subsequently.

1278 Number of Surveys  
1067 Total Returned (*A minimum of 80% return is expected*)  
9-11 Grades Surveyed (*Should be grades 9-11 and 8<sup>th</sup> grade if school has a feeder system*)

How Was The Survey Administered? All Homerooms 9-11  
 (e.g. was it given in all English classes, or all home rooms, or advisee/advisor?)

**KHSAA Sanctioned Fall Sports** (*List Total Number of Participation Responses*)

63 Cross Country (Girls)  
61 Cross Country (Boys)  
199 Football (Boys)  
21 Golf (Girls)  
24 Golf (Boys)  
74 Soccer (Girls)  
64 Soccer (Boys)  
149 Volleyball (Girls)

**Winter Sport** (*List Total Number of Participation Responses*)

Form T-63  
Rev. 10/06

<u>114</u>	Basketball (Girls)
<u>182</u>	Basketball (Boys)
<u>122</u>	Indoor Track (Girls)
<u>122</u>	Indoor Track (Boys)
<u>73</u>	Swimming & Diving (Girls)
<u>31</u>	Swimming & Diving (Boys)
<u>73</u>	Wrestling (Boys)

**Spring Sport** (*List Total Number of Participation Responses*)

<u>116</u>	Baseball (Boys)
<u>89</u>	Fast Pitch Softball (Girls)
<u>109</u>	Slow Pitch Softball (Girls)
<u>87</u>	Tennis (Girls)
<u>30</u>	Tennis (Boys)
<u>96</u>	Track (Girls)
<u>96</u>	Track (Boys)

**Non-KHSAA Championship Sports** (*From Student Survey T-61 Question 10*)

<u>110</u>	Archery
<u>117</u>	Field Hockey
<u>111</u>	Bowling
<u>10</u>	Gymnastics (Boys)
<u>78</u>	Gymnastics (Girls)
<u>65</u>	Ice Hockey
<u>41</u>	Lacrosse (Boys)
<u>81</u>	Lacrosse (Girls)
<u>106</u>	Rifle
<u>59</u>	Rodeo
<u>19</u>	Volleyball (Boys)
<u>66</u>	Water Polo
<u>150</u>	Weightlifting

**Number of Students who participate in Intramural Sports**

(*From Student Survey T-61 Question 5*)

<u>Sport</u>	<u>Number</u>
Basketball	27

**List Intramural Sports students are interested in adding:**  
*(From Student Survey T-61. Question 6)*

Form T-63  
 Rev. 10/06

<u>Sport</u>	<u>Number</u>
Swimming	9
Field Hockey	12
Volleyball	2
Lacrosse	10
Hockey	1

**Participation in Non-School Sports Activities**  
*(From Student Survey T-61 Question 7)*

<u>Sport</u>	<u>Number</u>
Soccer	4
Wrestling	1
Boxing	2
Karate	3
Gymnastics	2
Basketball	13
Baseball	4
Slow Pitch Softball	30
Bowling	7
Volleyball	15
Dance	13
Kickball	2
Swimming	1

**Reasons for not participating in interscholastic athletics**  
*(From Survey Question 8)*

- 71 I prefer other activities such as band, chorus, etc.
  - 169 I don't have time
  - 56 The practice schedules and game times are inconvenient
  - 75 The sport I like isn't offered
  - 26 It's too expensive
  - 22 I prefer to participate in club or intramural sports
  - 89 Working
  - 103 Other:
-



Student Suggestions to encourage participation

---

---

---

---

---

*Stephen J. Boeko*  
Principal's Signature

*3-27-07*  
Date

## **ATTACHMENTS:**

- 1. JEFFERSON COUNTY EXTRA SERVICE PAY SCHEDULE  
2006-2007**
- 2. OTHER ACTIVITIES IN SENIOR HIGH SCHOOLS PAY  
SCHEDULE**
- 3. BUTLER TRADITIONAL HIGH SCHOOL PRIME TIME  
SCHEDULE**
- 4. BUTLER TRADITIONAL HIGH SCHOOL CHEER  
SELECTION POLICY**

EXTRA SERVICE PAY SCHEDULE 2006-07

**ATHLETIC AND RELATED ACTIVITIES IN SENIOR HIGH SCHOOLS**

TITLE		STEP 0	STEP 1	STEP 2	STEP 3	STEP 4
Athletic Director		4353	5034	5714	6394	7074
Head Football		3628	4195	4762	5329	5895
Head Basketball (1)		3628	4195	4762	5329	5895
Asst. Football		2177	2517	2857	3197	3537
JV Basketball (1)		2177	2517	2857	3197	3537
Track (1)		2177	2517	2857	3197	3537
Baseball		2177	2517	2857	3197	3537
Softball		2177	2517	2857	3197	3537
Wrestling		2177	2517	2857	3197	3537
Volleyball		2177	2517	2857	3197	3537
Cheerleaders		2177	2517	2857	3197	3537
JROTC Rifle Team		2177	2517	2857	3197	3537
Sch Tech Coordinator		2177	2517	2857	3197	3537
Drill Corps		1814	2101	2381	2664	2948
Cross Country (1)		1814	2101	2381	2664	2948
Field Hockey		1814	2101	2381	2664	2948
Soccer (1)		1814	2101	2381	2664	2948
Tennis (1)		1814	2101	2381	2664	2948
JV Volleyball		1451	1678	1905	2131	2358
Golf (1)		1451	1678	1905	2131	2358
Swimming		1451	1678	1905	2131	2358
Chess Sponsor		1451	1678	1905	2131	2358
ROTC Drill Team		1451	1678	1905	2131	2358
Asst. Wrestling (2)	26	1451	1678	1905	2131	2358
Asst. Field Hockey (2)	JV SCH	1451	1678	1905	2131	2358
Asst. Track (1)(2)	32	1088	1259	1428	1598	1769
Asst. Soccer (1)(2)	JV SCH	1088	1259	1428	1598	1769
Freshman Basketball (1)		1088	1259	1428	1598	1769
Freshman Football		1088	1259	1428	1598	1769

**ASSISTANT ATHLETIC DIRECTOR'S (GAME MANAGERS)**

TITLE		STEP 0	STEP 1	STEP 2	STEP 3	STEP 4
Assistant Athletic Director		1700	2000	2300	2600	3000


Schools will be required to pay the listed Board approved scale. However, step progression is not mandatory.

**SCHOOL FUNDED SPORT/SUPPORT POSITIONS**

TITLE		STEP 0	STEP 1	STEP 2	STEP 3	STEP 4
SCHOOL FUNDED SPORT/SUPPORT		200	500	800	1100	1400

Schools will be required to pay the listed Board approved scale. However, step progression is not mandatory.

**OTHER ACTIVITIES IN SENIOR HIGH SCHOOLS AND \*YPAS**

Title	STEP 0	STEP 1	STEP 2	STEP 3	STEP 4
Band Director	3265	3776	4285	4796	5306
Acad Comp Coordinator	2177	2517	2857	3197	3537
Asst Band Director 	1451	1678	1905	2131	2358
*Choral Director	1451	1678	1905	2131	2358
Newspaper Sponsor	1451	1678	1905	2131	2358
Yearbook Sponsor	1451	1678	1905	2131	2358
*Drama Sponsor	1451	1678	1905	2131	2358
Speech and Debate	1451	1678	1905	2131	2358
*Instrumental Band Dir	1451	1678	1905	2131	2358
*Instrumental Strings Dir	1451	1678	1905	2131	2358
Orchestra (Concert) Dir	1451	1678	1905	2131	2358
Quick Recall Sponsor	1451	1678	1905	2131	2358
**JV Quick Recall Sponsor	500				
**Future Problem Solving Sponsor	318				

Band Director: Out of County Band Camp \$80.00 per day, Maximum 7 days

**ATHLETIC AND RELATED ACTIVITIES IN MIDDLE SCHOOLS**

TITLE	STEP 0	STEP 1	STEP 2	STEP 3	STEP 4
School Tech Coordinator	1814	2101	2381	2664	2948
Basketball (1)	1088	1259	1428	1598	1769
Academic Competition	1088	1259	1428	1598	1769
Cheerleaders	726	839	952	1066	1179
Drill Corps	363	419	476	533	590
Quick Recall	363	419	476	533	590
Future Problem Solving	363	419	476	533	590
Activities Sponsor	363	419	476	533	590


**ACTIVITIES IN ELEMENTARY SCHOOLS**


TITLE	STEP 0	STEP 1	STEP 2	STEP 3	STEP 4
School Tech Coordinator	1451	1678	1905	2131	2358

**EXTRA SERVICE RATES**

TITLE	DUTY	RATE
TUTORING	After school activities – not instruction (CERTIFIED ONLY)	\$13.26 per hour
CERTIFIED	Other Extra Service Duties	\$10.00 per hour
CERTIFIED	Stipend Pay - Example - \$25.00 selling tickets	\$10.00 per hour
CLASSIFIED: 1A -1B	Are to be paid their hourly rate and time and a half over 40 hours for any Extra Service performed.	Hourly + overtime
CLASSIFIED SUBSTITUTES	Clerical, Food Service, Custodian, Instructional Assistants, Bus Monitors	\$8.00 per hour

(1) Increment times 1.5 is paid to a person who coaches both teams.

 (2) Increment is for teams which meet approved participation levels.

 (3) Increment is for 100 or more members of marching band.

\*\* Paid by the Academic Competition Department and not subject to step increases.

# Butler Traditional

Butler Traditional High School  
Department of Athletics

Butler Traditional High School · 2222 Crums Lane · Louisville, KY 40216 · (502) 485-8506 · (502) 485-8220  
Mike Crawley, Athletic Director, Fax (502) 485-8517, email, [mike.crawley@jefferson.kyschools.us](mailto:mike.crawley@jefferson.kyschools.us)

---

The following reflects the "Prime Time/Prime Night" Home scheduling of the Butler Traditional High School Girls and Boys Varsity Basketball Schedule for the 2005-2006 season.

The Girls Varsity Basketball team played nine home basketball games for the 2006-2007 season.  
The Boys Varsity Basketball team played seven home basketball games for the 2006-2007 season.

The breakdown of the nine girls games are as follows:

The girls had nine home games and four were played on Prime Nights; 44%.

Four were played on nights which the Boys Varsity also played a home game. Of the four games played the same nights as the boys, two were held on Fridays (Prime Night) and two were held on Tuesdays. Of the two Friday dates, the girls played at the "Prime Time" 7:30 one night and the boys played at 7:30 the other night.

Of the five remaining nights, which the Girls Varsity played at home, three were played on a Tuesday; two were on Thursdays. Of these five games, three were played during the Prime Time slot.

Every effort has been made to adhere to the Prime Time/Prime Night directive issued in 1972 to scheduling home basketball games at the high school level.

---

# Butler Traditional

Butler Traditional High School  
Department of Athletics

Butler Traditional High School - 2222 Crums Lane - Louisville, KY 40216 - (502) 485-8506 - (502) 485-8220  
Mike Crawley, Athletic Director, Fax (502) 485-8517, email, [mike.crawley@jefferson.kyschools.us](mailto:mike.crawley@jefferson.kyschools.us)

---

The following guidelines were used for the selection of the cheerleading squads at Butler Traditional High School.

2006-2007 School Year:

A team of KAPOS and Cheer sponsors were the judges. They watched a try-out routine by each participant, and selected the teams. The try-outs were held after a two-day cheerleading clinic at which time each participant was coached in the elements of cheerleading.

The Varsity Squad will be divided into two squads; a Red and a White Squad. Each will cheer selected home and away Varsity and JV Football games.

The Varsity Squad will also be responsible for cheering at all home and away Varsity Boys and Girls Basketball games. Alternating the home and away and the gender of the games cheered by the two squads accomplished a balance. No one squad will be responsible for cheering just for boys and girls.

---