



# Kentucky High School Athletic Association

2280 Executive Drive ° Lexington, KY 40505 ° www.khsaa.org ° (859)299-5472 (859)293-5999 (fax)

## MEMORANDUM

To: Superintendent, Principal, and Athletic Director  
Clinton County High School

From: Brigid L. DeVries, Commissioner  
Larry Boucher, Assistant Commissioner


Date: May 8, 2007

Subject: 2006-2007 Title IX Annual Report Forms Submission

Enclosed please find a copy of Form T-65, the 2006-2007 KHSAA Title IX Annual Report Submission Status Report. In addition, you may find an attachment with corrected copies of the forms submitted by your school personnel. Please review this information so the forms can be completed accurately in the future.

Also, KHSAA Audit Team Members may have requested resubmission of some of the 2006-2007 Annual Report Forms or need additional information on your athletic programs. Please submit this information by the date requested if this is applicable. Copies and all KHSAA Title IX documents must be kept current and included in your permanent Title IX File at the school. All documents are subject to Open Records Requests.

Should you need any further information, please do not hesitate to call anytime.



**KHSAA TITLE IX  
ANNUAL REPORT SUBMISSION  
STATUS REPORT  
2006-2007**

KHSAA  
Form T65 Revised 8/05

TO: KHSAA Member School Superintendents, Principals, and Athletic Directors

FROM: Brigid L. DeVries, Commissioner  
Larry Boucher, Assistant Commissioner

DATE: 5/8/2007

School	Clinton County High	Reviewed by	Gary W. Lawson
--------	---------------------	-------------	----------------

The following is a status report regarding the required 2006 - 2007 Title IX Annual Report submission of forms due into the KHSAA office by April 15, 2007. Appropriate KHSAA Audit Team personnel have reviewed these forms and the following is a summary of this review.

I. Checklist of Forms properly submitted in a satisfactory manner:

<b>X</b>	GE 19 (Annual Verification)	<b>X</b>	T-35 (Budget Expenses)
<b>X</b>	T-1 (Summary Program Chart 1)	<b>X</b>	T-36 (Budget Expenses)
<b>X</b>	T-2 (Summary Program Chart 2)	<b>X</b>	T-41 (Checklist – Overall Interscholastic Program)
<b>X</b>	T-3 (Summary Program Chart 3)	<b>X</b>	T-60 (Corrective Action Plan)
<b>X</b>	T-4 (Summary Program Chart 4)	<b>X</b>	T-63 (Interscholastic Survey Results)

II. Status

A.	<b>X</b>	2006– 2007 Forms are satisfactory and no further information or action is necessary at this time.
B.		Errors have been noted with respect to the following forms:
C.		The following forms were omitted and must be submitted by school representatives:
D.	<b>X</b>	Other Recommendation and Comments: All calculations appear to be correct and report is in good order. According to data and responses submitted by the school it appears to currently be meeting the standard established in both Test #1 and Test #3 for provision of athletic opportunities. According to information on the report, spending for athletic benefits is also within acceptable parameters.



**KENTUCKY HIGH SCHOOL ATHLETIC ASSOCIATION  
2006-2007 ANNUAL VERIFICATION OF TITLE IX PROCEDURES**

*KHSAA Form GE19  
Rev.10/06*

*(To be submitted by April 15, 2007 along with other required forms)*

The Clinton County High School, Albany, Kentucky  
(Name of High School) (City)

certifies to the Kentucky High School Athletic Association that the following is an accurate and true representation of the facts surrounding compliance with 20 U.S.C. Sections 1681-1688, et. Seq. (also known as Title IX)

**I certify the following provisions in accordance with records at the school contained in the permanent Title IX file, at least one copy of which must be maintained in the Principal's office, and to the best of my knowledge have completed the following tasks (All boxes must be checked).**

Established a gender equity committee at the high school. (list committee personnel and provide attachment if necessary)

Name	Address	Phone	Title
			<i>(Supt., Principal, Student, Parent, Coach, Etc.)</i>

**See Attached Sheet**

Scheduled a minimum of three meetings during the 2006-2007 school year on the following dates:  
**November 1, 2006; January 17, 2007; April 9, 2007**

Designated the following person(s) as the Title IX coordinator for the school:

<b>Michael Reeves</b>	<b>Athletic Director</b>	<b>Route 4 Box 35 Albany KY 42602</b>	<b>606-387-5569</b>
Name	Title	Address	Phone

Designated the following person(s) as the Title IX coordinator for the district:

<b>Joe Summers</b>	<b>DPP</b>	<b>Route 4 Box 100 Albany KY 42602</b>	<b>606-387-6480</b>
Name	Title	Address	Phone

School personnel are continuing to make periodic reviews of the boys' and girls' athletics program reflected in the Corrective Action Plan.

In addition to the above information, the above referenced school maintains a complete permanent file relative to Title IX records including copies of the self-assessment audit, all corrective action plans, and other related materials.

  
Principal's Signature

April 9, 2007  
Date

  
Superintendent Signature

  
School Board Chairpersons' Signature

*(Send original copy to KHSAA - Maintain duplicate in Title IX school folder)*

**TITLE IX GENDER EQUITY COMMITTEE**  
**Clinton County High School**  
**2006-07**

*Student Members*

Jessica Beard (Girls Tennis)  
Steven Conner (Baseball)  
Jacob Duvall (Boys Golf)  
Brittany Flowers (Girls Basketball)  
Kim Garrett (Volleyball)  
Vanessa Ostertag (Softball)  
Lindsey Ray (Girls Golf)  
Cortney Roberts (Girls Cross Country)  
Kyle Staton (Boys Cross Country)  
Wesley Smith (Football)  
Vik Soma (Boys Tennis)  
Alex Tallent (Boys Basketball)

*Staff Members*

Donnie Criswell (Baseball)  
Mike Beard (Cross Country)  
Tammy Denney (Tennis/VB)  
George Hatcher (Football)  
Jennifer Preston (Girls Basketball)  
Mike Reeves (Athletic Director)  
Lynn Starnes (Golf)  
Joe Summers (District Coordinator)  
Mike Tallent (Golf)  
Darrell Thompson (Softball)  
Todd Messer (Boys Basketball)  
David Warinner (Principal)

**2006-2007**  
**ACCOMMODATION OF INTERESTS AND ABILITIES**  
**SUMMARY PROGRAM CHART 1**

KHSAA  
 Form T1  
 Rev.10/06

**Participation Opportunities Test One**

		(Column 1)	(Column 2)	(Column 3)	(Column 4)
	Program	Enrollment	Percentage of Total Enrollment	Number of Interscholastic Participants (double and triple count)	Percentage of Total Participation
Row 1	GIRLS	218	52.2%	169	49.9%
Row 2	BOYS	200	47.8%	170	50.1%
Row 3	Totals	418	100%	339	100%

Instructions:

\*Number of 8<sup>th</sup> grade students & below used in Column 3 and Column 4 calculations if applicable: 49

- Determine the total number of girls enrolled, (place in Row 1, Column 1). Determine the total number of boys enrolled, (place in Row 2, Column 1).
- Add the total number of girls and boys enrolled to determine total enrollment, (place in Row 3, Column 1).
- Calculate the percentage of total enrollment that is female. (Divide Row 1, Column 1 by Row 3, Column 1 and place in Row 1, Column 2.) Calculate the percentage of total enrollment that is male. (Divide Row 2, Column 1 by Row 3, Column 1 and place in Row 2, Column 2.) Note: Row 1, Column 2 plus Row 2, Column 2 should total 100%.
- Ask the head coaches to review the most updated eligibility or squad lists for their teams. Ask coaches to confirm the names of those individuals who are on the team as of the first date of regular season competition, and cross out the names of those who were cut from the team or quit the team prior to the first regular season competitive event. Determine the total number of interscholastic athletics participants that are girls, (and place in Row 1, Column 3). In order to determine the total number of athletics participants, an individual should be counted each time he or she participates on a team. For example, if Jane Doe competes on the varsity volleyball team, the junior varsity volleyball team, the junior varsity basketball team, and the varsity softball team, she should be counted as four participants (do not include club or intramural sports participants, cheerleaders, dance teams, or pom squads). Calculate the same way for boys and girls. \* In addition, should 8<sup>th</sup> grade students and below play on a Freshman, Junior Varsity, or Varsity team, they should also be counted for each team and sport on which they participate. If applicable, please asterisk the above notation as to how many 8<sup>th</sup> grade students & below are included in the totals.  
  
Using the same procedure, determine the total number of interscholastic athletic participants that are boys, (and place in Row 2, Column 3). Add Row 1, Column 3 plus Row 2, Column 3 to get total participants and place in Row 3, Column 3.
- Calculate the percentage of female participation. (Row 1, Column 3 divided by Row 3, Column 3 and place in Row 1, Column 4.) Calculate the percentage of male participation. (Row 2, Column 3 divided by Row 3, Column 3 and place in Row 2, Column 4.) Note: Row 1, Column 4 plus Row 2, Column 4 should total 100%.

Note: While being within three percent is not a formal compliance standard; if the percent listed in Row 1, Column 4 is within 3% of Row 1, Column 2, then it provides a good target within which compliance is likely.

Principal's Signature:  Date: April 9, 2007

**2006-2007**  
**ACCOMMODATION OF INTERESTS AND ABILITIES**  
**SUMMARY PROGRAM CHART 2**


KHSAA  
 Form T2  
 Rev. 10/06

**Participation Opportunities Test Two**

		Column 1	Column 2	Column 3	Column 4	Column 5
Program		Number of Teams Currently Offered	Number of Participants	Number of Teams Added Since the beginning of the 2002-2003 School Year	Number of Participants Added Since the beginning of the 2002-2003 School Year	Percent of Total Participation By Sex Added Since the beginning of the 2002-2003 School Year
<b>GIRLS</b>	Row 1	varsity:	6	82	0	0
	Row 2	j.v.:	3	57	0	0
	Row 3	frosh:	2	30	0	0
	Row 4	total:	11	169	0	0
<b>BOYS</b>	Row 5	varsity:	6	107	1	46
	Row 6	j.v.:	3	53	1	29
	Row 7	frosh:	1	10	0	0
	Row 8	total:	10	170	2	75
						44.1%

- 1) For Column 1, list the number of interscholastic teams offered for girls and boys at each competitive level (varsity, junior varsity, and freshman). For girls, total each of the entries in Rows 1, 2, and 3 into Row 4. For boys, total Rows 5, 6, and 7 into Row 8.
- 2) For Column 2, list the number of participants at each level. For girls, total each of the entries in Rows 1, 2, and 3 into Row 4. For boys, total Rows 5, 6, and 7 into Row 8. **Note:** The totals in Row 4 for girls and in Row 8 for boys must be the same as the totals in Form T-1, Column 3, Rows 1 and 2 respectively.
- 3) For Column 3, list the number of interscholastic teams that have been added in the last five years at each competitive level. Count each team added during the 5 year period only one time. e.g. Girl's junior varsity soccer was added 3 years ago, count the team only once, not 3 times. For girls, total the entries in Rows 1, 2, and 3 into Row 4. For boys, total Rows 5, 6, and 7 into Row 8.
- 4) For Column 4, list the number of participants that are currently on each level of the teams that were added in the last five years. If a team was added previously but no longer exists, there are no current participants to be added for that team. For girls, total the entries in Rows 1, 2, and 3 into Row 4. For boys, total Rows 5, 6, and 7 into Row 8.
- 5) For Column 5, calculate the percentage of participants that have been added in the last five years. For girls, take the number in Column 4, Row 4 and divide by the number in Column 2, Row 4. For boys, take the number in Column 4, Row 8 and divide it by the number in Column 2, Row 8.

Note: If the percentage of current participants added in the last five years is 25% or greater, compliance with Test Two may be possible. If less than 25%, then compliance with Test Three should be analyzed. **CAUTION:** 25% is not a formal compliance standard.


Principal's Signature:  Date: April 9, 2007

**2006-2007**  
**ACCOMMODATION OF INTERESTS AND ABILITIES**  
**SUMMARY PROGRAM CHART 3**

**Participation Opportunities Test Three**

**FOR ANY QUESTION ANSWERED "YES" IDENTIFY THE RESPECTIVE SPORT(S).**

	<b>GIRLS</b> (Yes / No)		<b>BOYS</b> (Yes / No)
1. For a sport <u>not</u> currently offered, is there sufficient interest, based on your most recent Student Interest Survey, to form a viable interscholastic team based on student responses from the interscholastic survey? If yes, what sport?	<b>No</b>		<b>No</b>
2. For a sport currently offered at the varsity level only, is there sufficient interest, based on your most recent Student Interest Survey, to form a viable team for a junior varsity or freshman team that is not currently offered?	<b>No</b>		<b>No</b>
3. For a sport <u>not</u> currently offered in your interscholastic athletics program, is there sufficient interest to form a viable interscholastic team based on participation on an intramural team or community recreation teams?	<b>No</b>		<b>No</b>
4. For a sport currently offered at the junior varsity or freshman level is there sufficient interest, based on your most recent Student Interest Survey, to form a varsity team not currently offered?	<b>No</b>		<b>No</b>
5. If you answered YES to question (1), (2), (3), or (4), are there enough high schools in your geographic area offering the sport (at the appropriate level) to allow for the development of a reasonable schedule of competition?	<b>N/A</b>		<b>N/A</b>

Principal's Signature:  Date: April 9, 2007

**2006-2007**  
**ACCOMODATION OF INTERESTS AND ABILITIES**  
**SUMMARY PROGRAM CHART 4**

**Levels of Competition Test One**

		Column 1	Column 2	Column 3
Girls	Team Levels	Number of Teams Currently Offered	Number of Participants	Percentage of Participants at Each Level
Row 1	varsity:	6	82	48.5%
Row 2	j.v.:	3	57	33.7%
Row 3	frosh:	2	30	17.8%
Row 4	total:		169	100%
Boys				
Row 5	varsity:	6	107	62.9%
Row 6	j.v.:	3	53	31.2%
Row 7	frosh:	1	10	5.9%
Row 8	total:		170	100%

- 1) Column 1, list the number of interscholastic teams offered for girls and boys at each competitive level; varsity, junior varsity, and freshman. (Refer to Form T-2, Accommodation of Interests and Abilities, Summary Program Chart 2, Column 1.)
- 2) For Column 2, list the number of participants at each level. For girls, total the entries in Rows 1, 2, and 3 into Row 4. For boys, total the entries in Rows 5, 6, and 7 into Row 8. (Refer to Form T-2, Accommodation of Interests and Abilities, Summary Program Chart 2, Column 2.)
- 3) For Column 3, calculate the percentage of female and male participants at each level.
  - For girls' varsity, junior varsity, and frosh, respectively:
    - Divide Column 2, Row 1 by Column 2, Row 4, and place the percentage in Column 3, Row 1.
    - Divide Column 2, Row 2 by Column 2, Row 4, and place the percentage in Column 3, Row 2.
    - Divide Column 2, Row 3 by Column 2, Row 4, and place the percentage in Column 3, Row 3.
    -
  - For boys' varsity, junior varsity, and frosh, respectively:
    - Divide Column 2, Row 5 by Column 2, Row 8, and place the percentage in Column 3, Row 5.
    - Divide Column 2, Row 6 by Column 2, Row 8, and place the percentage in Column 3, Row 6.
    - Divide Column 2, Row 7 by Column 2, Row 8, and place the percentage in Column 3, Row 7.

Principal's Signature: \_\_\_\_\_

*David Warner*

Date: **April 9, 2007**



**2006-2007  
ACTUAL EXPENDITURES - PROGRAM COMPARISON CHART 1  
TO INCLUDE BOOSTER CLUB FUNDING**

	equipment and supplies		travel		awards		coaches' salaries (to include supplemental and extended employment; dollar amount required)		facilities improvements		publications (if sport-specific)	
	Expenditures		Expenditures		Expenditures		Expenditures		Expenditures		Expenditures	
	School	Booster	School	Booster	School	Booster	School	Booster	School	Booster	School	Booster
G basketball	12612	6000	3679	0	364	0	12000	0	1845	0	1444	0
B basketball	12602	6000	9137	0	933	0	12000	0	1845	0	1444	0
G softball	5148	764	2723	0	330	0	3000	0	0	0	0	0
B baseball	1877	0	2296	0	276	0	3000	0	0	0	0	0
G cross country	583	0	1580	0	0	0	750	0	0	0	0	0
B cross country	583	0	1048	0	0	0	750	0	0	0	0	0
G golf	1383	0	1613	0	0	0	750	0	0	0	0	0
B golf	1130	0	1613	0	60	0	750	0	0	0	0	0
G soccer	N/A	N/A	N/A	N/A	N/A	N/A	N/A	N/A	N/A	N/A	N/A	N/A
B soccer	N/A	N/A	N/A	N/A	N/A	N/A	N/A	N/A	N/A	N/A	N/A	N/A
G swimming	N/A	N/A	N/A	N/A	N/A	N/A	N/A	N/A	N/A	N/A	N/A	N/A
B swimming	N/A	N/A	N/A	N/A	N/A	N/A	N/A	N/A	N/A	N/A	N/A	N/A

1. Total expenditures on T-35 and T-36 on the 2006-2007 year report due by April 15, 2007, should reflect the total monies spent (rounded off to nearest hundred) for the entire school year of 2005-2006 ending June 30, 2006.

2. Booster Club Funding/Contributions must be included in the above expenditures total. (Note: It is illegal for coaches to be paid by Booster Club Reference KHSAA Bylaw 27)

Principal's Signature: *[Signature]* Date: 4/9/07

**2006-2007  
ACTUAL EXPENDITURES - PROGRAM COMPARISON CHART 2  
TO INCLUDE BOOSTER CLUB FUNDING**

	equipment and supplies		travel		awards		coaches' salaries (to include supplemental and extended employment; dollar amount required)		facilities improvements		publications (if sport-specific)	
	Expenditures		Expenditures		Expenditures		Expenditures		Expenditures		Expenditures	
	School	Booster	School	Booster	School	Booster	School	# of Coaches	School	Booster	School	Booster
G track	N/A	N/A	N/A	N/A	N/A	N/A	N/A	N/A	N/A	N/A	N/A	N/A
B track	N/A	N/A	N/A	N/A	N/A	N/A	N/A	N/A	N/A	N/A	N/A	N/A
G tennis	1358	0	590	0	0	0	750	1	0	0	0	0
B tennis	1358	0	590	0	0	0	750	1	0	0	0	0
G volleyball	5126	0	2400	0	225	0	1500	2	982	0	0	0
B wrestling	N/A	N/A	N/A	N/A	N/A	N/A	N/A	N/A	N/A	N/A	N/A	N/A
G (list sport)	N/A	N/A	N/A	N/A	N/A	N/A	N/A	N/A	N/A	N/A	N/A	N/A
B football	2125	0	847	0	1065	0	6000	3	0	0	0	0
G (list sport)	N/A	N/A	N/A	N/A	N/A	N/A	N/A	N/A	N/A	N/A	N/A	N/A
B (list sport)	N/A	N/A	N/A	N/A	N/A	N/A	N/A	N/A	N/A	N/A	N/A	N/A

1. Total expenditures on T-35 and T-36 on the 2006-2007 year report due by April 15, 2007, should reflect the total monies spent (rounded off to nearest hundred) for the entire school year of 2005-2006 ending June 30, 2006.
2. Booster Club Funding/Contributions must be included in the above expenditures totals. Indicate percentage of total expenditures for each gender: (If disparities are obvious, list on your Corrective Action Plan (T-60) what action you will take to correct the problem).

Gender	Expenditures	Percentage
Boys	\$70,079	50.2%
Girls	\$69,499	49.8%
<b>Total:</b>	<b>\$139,578</b>	<b>100%</b>

Principal's Signature: *April Williams* Date: 4/19/07  
 Copyright 1999, Good Sports, Inc., Title IX and Gender Equity Specialists. All rights reserved.


**2006-2007 KHSAA TITLE IX ATHLETICS AUDIT**  
**Checklist - Overall Interscholastic Athletics Program**

KHSAA  
 Form T41  
 Rev. 10/06

**DIRECTIONS:**

For the Areas of Compliance (Opportunities and Benefits) listed on the left hand side of the page, place a checkmark under the appropriate column identifying whether your school provided an advantage to the Girls' Program, or to the Boys' Program or to Neither Program.

Areas of Compliance:	ADVANTAGE TO:		
	GIRLS' PROGRAM	BOYS' PROGRAM	NEITHER PROGRAM
<b>OPPORTUNITIES</b>			
Accommodation of Interest and Abilities			<b>X</b>
<b>BENEFITS</b>			
Equipment and Supplies	<b>X</b>		
Scheduling of Games and Practice Time			<b>X</b>
Travel and Per Diem Allowances		<b>X</b>	
Coaching			<b>X</b>
Locker Rooms, Practice and Competitive Facilities			<b>X</b>
Medical and Training Facilities and Services			<b>X</b>
Publicity			<b>X</b>
Support Services			<b>X</b>
Athletic Scholarships			<b>X</b>
Tutoring			<b>X</b>
Housing and Dining Facilities and Services			<b>X</b>
Recruitment of Student Athletes			<b>X</b>

Principal's Signature: 

Date: April 9, 2007

SCHOOL NAME

2006-2007

TITLE IX

Clinton County High School

CORRECTIVE ACTION PLAN

**DIRECTIONS:**

1. For Column 1, indicate the intended area (Opportunities or Benefits) which needs corrective action in order to achieve gender equity. For Column 2, write the suggested change or activities that will correct the area in need of alteration. For Column 3, include the estimated completion date for the changes or activities.
2. It is possible to attain compliance with Title IX and no longer need "corrective" action. However, the KHSA strongly encourages compliant schools to identify items for improvement (Column 1), activities to accomplish the improvement (Column 2) and a timetable for completion (Column 3) that will strengthen the athletic program.
3. You may copy this form as needed. Please attach corrective action plans along with audit forms and submit by April 15, 2007.

COLUMN 1 ITEM FOR CORRECTION/ IMPROVEMENT	COLUMN 2 SUGGESTED CHANGE/ ACTIVITIES	COLUMN 3 TIME TABLE FOR CORRECTIVE ACTION/ COMPLETION
Softball Dressing Facility	Renovation including flooring and lockers	April 2008

Principal's Signature: *Rand Wanner*

Date: April 9, 2007



**2006-2007 INTERSCHOLASTIC  
ATHLETICS SURVEY**  
Summary of Student Responses

KHSAA  
Form T63  
Rev.10/06

**School Name:** Clinton County High School  
**Enrollment**  
**(9-12 Grade):** 418 (SHOULD AGREE WITH FORM T-1, COLUMN 1, ROW 3)  
**Number of 9-11 Grade Students Surveyed:** 299  
**Number of 8<sup>th</sup> Grade Students Surveyed:** 112  
**Date:** October 4, 2006  
**Completed By:** Mike Reeves

**Instructions:**

1. Summarize the Student Athletics Interest Surveys Form T-61 by listing the total number of responses on the line next to each sport.
2. Under the Other Category please provide a listing of the sports as well as the number of students who are interested in participating.
3. Please sign and date this Summary Form (T-63) and mail this Summary Form only to the KHSAA by April 15, 2007. Do not mail the student surveys (Form T-61). However, these Forms should be maintained in your files in the event they are requested subsequently.

411 Number of Surveys  
382 Total Returned (*A minimum of 80% return is expected*)  
8-11 Grades Surveyed (*Should be grades 9-11 and 8<sup>th</sup> grade if school has a feeder system*)

How Was The Survey Administered? All homerooms  
 (e.g. was it given in all English classes, or all home rooms, or advisee/advisor?)

**KHSAA Sanctioned Fall Sports** (*List Total Number of Participation Responses*)

21 Cross Country (Girls)  
15 Cross Country (Boys)  
95 Football (Boys)  
10 Golf (Girls)  
15 Golf (Boys)  
11 Soccer (Girls)  
9 Soccer (Boys)  
48 Volleyball (Girls)

**Winter Sport** (*List Total Number of Participation Responses*)

- 43 Basketball (Girls)
- 56 Basketball (Boys)
- 10 Indoor Track (Girls)
- 10 Indoor Track (Boys)
- 13 Swimming & Diving (Girls)
- 11 Swimming & Diving (Boys)
- 12 Wrestling (Boys)

**Spring Sport** (*List Total Number of Participation Responses*)

- 51 Baseball (Boys)
- 52 Fast Pitch Softball (Girls)
- 24 Slow Pitch Softball (Girls)
- 16 Tennis (Girls)
- 41 Tennis (Boys)
- 10 Track (Girls)
- 8 Track (Boys)

**Non-KHSAA Championship Sports** (*From Student Survey T-61 Question 10*)

- 77 Archery
- 21 Field Hockey
- 53 Bowling
- 6 Gymnastics (Boys)
- 54 Gymnastics (Girls)
- 47 Ice Hockey
- 19 Lacrosse (Boys)
- 27 Lacrosse (Girls)
- 57 Rifle
- 62 Rodeo
- 16 Volleyball (Boys)
- 51 Water Polo
- 48 Weightlifting

**Number of Students who participate in Intramural Sports**  
(*From Student Survey T-61 Question 5*)

<u>Sport</u>	<u>Number</u>
<b>Coed Slow Pitch Softball</b>	<b>26</b>
<b>Church League Basketball</b>	<b>17</b>

**List Intramural Sports students are interested in adding:**  
*(From Student Survey T-61 Question 6)*

Form T-63  
 Rev. 10/06

<u>Sport</u>	<u>Number</u>
<b>Bowling</b>	<b>11</b>
<b>Archery</b>	<b>16</b>

**Participation in Non-School Sports Activities**  
*(From Student Survey T-61 Question 7)*

<u>Sport</u>	<u>Number</u>
<b>Bowling</b>	<b>26</b>
<b>Archery</b>	<b>39</b>
<b>Gymnastics</b>	<b>18</b>
<b>Weighlifting</b>	<b>31</b>

**Reasons for not participating in interscholastic athletics**  
*(From Survey Question 8)*

- 33** I prefer other activities such as band, chorus, etc.
- 58** I don't have time
- 10** The practice schedules and game times are inconvenient
- 20** The sport I like isn't offered
- 16** It's too expensive
- 9** I prefer to participate in club or intramural sports
- 27** Working
- 22** Other:**Academic Concerns, Transportation Issues**

Student Suggestions to encourage participation

**Different coaches, less practice time, and practice during school hours**

---



---



---



---



---

  
 Principal's Signature

**April 9, 2007**  
 Date