



Kentucky High School Athletic Association

2280 Executive Drive ° Lexington, KY 40505 ° www.khsaa.org ° (859)299-5472 (859)293-5999 (fax)

MEMORANDUM

To: Superintendent, Principal, and Athletic Director
Holmes High School

From: Brigid L. DeVries, Commissioner
Larry Boucher, Assistant Commissioner


Date: May 7, 2007

Subject: 2006-2007 Title IX Annual Report Forms Submission

Enclosed please find a copy of Form T-65, the 2006-2007 KHSAA Title IX Annual Report Submission Status Report. In addition, you may find an attachment with corrected copies of the forms submitted by your school personnel. Please review this information so the forms can be completed accurately in the future.

Also, KHSAA Audit Team Members may have requested resubmission of some of the 2006-2007 Annual Report Forms or need additional information on your athletic programs. Please submit this information by the date requested if this is applicable. Copies and all KHSAA Title IX documents must be kept current and included in your permanent Title IX File at the school. All documents are subject to Open Records Requests.

Should you need any further information, please do not hesitate to call anytime.



**KHSAA TITLE IX
ANNUAL REPORT SUBMISSION
STATUS REPORT
2006-2007**

KHSAA
Form T65 Revised 8/05

TO: KHSAA Member School Superintendents, Principals, and Athletic Directors

FROM: Brigid L. DeVries, Commissioner
Larry Boucher, Assistant Commissioner

DATE: 5/4/2007

School	Holmes High School	Reviewed by	Gary W. Lawson
--------	--------------------	-------------	----------------

The following is a status report regarding the required 2006 - 2007 Title IX Annual Report submission of forms due into the KHSAA office by April 15, 2007. Appropriate KHSAA Audit Team personnel have reviewed these forms and the following is a summary of this review.

I. Checklist of Forms properly submitted in a satisfactory manner:

X	GE 19 (Annual Verification)	X	T-35 (Budget Expenses)
X	T-1 (Summary Program Chart 1)	X	T-36 (Budget Expenses)
X	T-2 (Summary Program Chart 2)	X	T-41 (Checklist – Overall Interscholastic Program)
X	T-3 (Summary Program Chart 3)	X	T-60 (Corrective Action Plan)
X	T-4 (Summary Program Chart 4)	X	T-63 (Interscholastic Survey Results)

II. Status

A.	X	2006– 2007 Forms are satisfactory and no further information or action is necessary at this time.
B.		Errors have been noted with respect to the following forms:
C.		The following forms were omitted and must be submitted by school representatives:
D.	X	Other Recommendation and Comments: All calculations appear to be correct and report is in good order. According to data submitted the school is currently meeting the standard established in all three tests for provision of athletic opportunities. In the benefits area, the spending data submitted indicates that the school is currently outside acceptable parameters (\$675 per male athlete as compared to \$502 per female athlete). This spending should be closely monitored by school officials as well as the Gender Equity Review Committee.



**KENTUCKY HIGH SCHOOL ATHLETIC ASSOCIATION
2006-2007 ANNUAL VERIFICATION OF TITLE IX PROCEDURES**

KHSAA Form GE19
Rev. 10/06

(To be submitted by April 15, 2007 along with other required forms)

The Holmes High School, Covington, Kentucky
(Name of High School) (City)

certifies to the Kentucky High School Athletic Association that the following is an accurate and true representation of the facts surrounding compliance with 20 U.S.C. Sections 1681-1688, et. Seq. (also known as Title IX)

I certify the following provisions in accordance with records at the school contained in the permanent Title IX file, at least one copy of which must be maintained in the Principal's office, and to the best of my knowledge have completed the following tasks (All boxes must be checked).

Established a gender equity committee at the high school. (list committee personnel and provide attachment if necessary)

Name	Address	Phone	Title
(Supt., Principal, Student, Parent, Coach, Etc.)			
Ray Finke	2500 Madison Ave Covington, KY 41014	859-655-6545	Principal
Ron Madrick	2500 Madison Ave Covington, KY 41014	859-655-6545 X6360	Athletic Dir.
Tina Stevens	2500 Madison Ave Covington, KY 41014	859-655-6545 X6361	Administrative Assist
Debra Vance	25 E. Seventh St. Covington, KY 41011	859-392-1000	Diversity Coordinator
Celeste Hill	2500 Madison Ave Covington, KY 41014	859-655-6545	Teacher/Girls Basketball Coach
Mike Hughes	2500 Madison Ave Covington, KY 41014	859-655-6545	Teacher/Girls Fastpitch Coach
Dave Trosper	2500 Madison Ave Covington, KY 41014	859-655-6545	Teacher/Football Coach

Scheduled a minimum of three meetings during the 2006-2007 school year on the following dates:
October 16, 2006
January 30, 2007
April 17, 2007

Designated the following person(s) as the Title IX coordinator for the school:

Ron Madrick	Athletic Director	2500 Madison Ave. Covington, KY 41014	(859)655-9545 X6360
Name	Title	Address	Phone

Designated the following person(s) as the Title IX coordinator for the district:

Debra Vance	Diversity Coordinator	25 E. Seventh St. Covington, KY 41011	(859)392-1000
Name	Title	Address	Phone

School personnel are continuing to make periodic reviews of the boys' and girls' athletics program reflected in the Corrective Action Plan.

In addition to the above information, the above referenced school maintains a complete permanent file relative to Title IX records including copies of the self-assessment audit, all corrective action plans, and other related materials.

[Signature]
Principal's Signature

4-12 / 20 07
Date

[Signature]
Superintendent Signature

[Signature]
School Board Chairpersons' Signature

2006-2007
ACCOMMODATION OF INTERESTS AND ABILITIES
SUMMARY PROGRAM CHART 1

KHSAA
 Form T1
 Rev.10/06

Participation Opportunities Test One

		(Column 1)	(Column 2)	(Column 3)	(Column 4)
	Program	Enrollment	Percentage of Total Enrollment	Number of Interscholastic Participants (double and triple count)	Percentage of Total Participation
Row 1	GIRLS	520	48%	199	48%
Row 2	BOYS	559	52%	215	52%
Row 3	Totals	1079	100%	414	100%


Instructions:

*Number of 8th grade students & below used in Column 3 and Column 4 calculations if applicable: 51

- Determine the total number of girls enrolled, (place in Row 1, Column 1). Determine the total number of boys enrolled, (place in Row 2, Column 1).
- Add the total number of girls and boys enrolled to determine total enrollment, (place in Row 3, Column 1).
- Calculate the percentage of total enrollment that is female. (Divide Row 1, Column 1 by Row 3, Column 1 and place in Row 1, Column 2.) Calculate the percentage of total enrollment that is male. (Divide Row 2, Column 1 by Row 3, Column 1 and place in Row 2, Column 2.) Note: Row 1, Column 2 plus Row 2, Column 2 should total 100%.
- Ask the head coaches to review the most updated eligibility or squad lists for their teams. Ask coaches to confirm the names of those individuals who are on the team as of the first **date of regular season competition**, and cross out the names of those who were cut from the team or quit the team prior to the first regular season competitive event. Determine the total number of interscholastic athletics participants that are girls, (and place in Row 1, Column 3). In order to determine the total number of athletics participants, an individual should be counted each time he or she participates on a team. For example, if Jane Doe competes on the varsity volleyball team, the junior varsity volleyball team, the junior varsity basketball team, and the varsity softball team, she should be counted as four participants (**do not include club or intramural sports participants, cheerleaders, dance teams, or pom squads**). Calculate the same way for boys and girls. * In addition, should 8th grade students and below play on a Freshman, Junior Varsity, or Varsity team, they should also be counted for each team and sport on which they participate. If applicable, please asterisk the above notation as to how many 8th grade students & below are included in the totals.

Using the same procedure, determine the total number of interscholastic athletic participants that are boys, (and place in Row 2, Column 3). Add Row 1, Column 3 plus Row 2, Column 3 to get total participants and place in Row 3, Column 3.
- Calculate the percentage of female participation. (Row 1, Column 3 divided by Row 3, Column 3 and place in Row 1, Column 4.) Calculate the percentage of male participation. (Row 2, Column 3 divided by Row 3, Column 3 and place in Row 2, Column 4.) Note: Row 1, Column 4 plus Row 2, Column 4 should total 100%.

Note: While being within three percent is not a formal compliance standard; if the percent listed in Row 1, Column 4 is within 3% of Row 1, Column 2, then it provides a good target within which compliance is likely.

Principal's Signature:  Date: 4-12-07


**ACCOMMODATION OF INTERESTS AND ABILITIES
SUMMARY PROGRAM CHART 2**

Participation Opportunities Test Two

		Column 1	Column 2	Column 3	Column 4	Column 5
Program		Number of Teams Currently Offered	Number of Participants	Number of Teams Added Since the beginning of the 2002-2003 School Year	Number of Participants Added Since the beginning of the 2002-2003 School Year	Percent of Total Participation By Sex Added Since the beginning of the 2002-2003 School Year
GIRLS	Row 1	varsity: 10	113	0	24	
	Row 2	j.v.: 5	54	1	2	
	Row 3	frosh: 2	32	1	25	
	Row 4	total: 17	199	2	51	25.6
BOYS	Row 5	varsity: 10	119	0	0	
	Row 6	j.v.: 4	48	0	0	
	Row 7	frosh: 2	48	0	0	
	Row 8	total: 16	215	0	0	0

- 1) For Column 1, list the number of interscholastic teams offered for girls and boys at each competitive level (varsity, junior varsity, and freshman). For girls, total each of the entries in Rows 1, 2, and 3 into Row 4. For boys, total Rows 5, 6, and 7 into Row 8.
- 2) For Column 2, list the number of participants at each level. For girls, total each of the entries in Rows 1, 2, and 3 into Row 4. For boys, total Rows 5, 6, and 7 into Row 8. **Note:** The totals in Row 4 for girls and in Row 8 for boys must be the same as the totals in Form T-1, Column 3, Rows 1 and 2 respectively.
- 3) For Column 3, list the number of interscholastic teams that have been added in the last five years at each competitive level. Count each team added during the 5 year period only one time. e.g. Girl's junior varsity soccer was added 3 years ago, count the team only once, not 3 times. For girls, total the entries in Rows 1, 2, and 3 into Row 4. For boys, total Rows 5, 6, and 7 into Row 8.
- 4) For Column 4, list the number of participants that are currently on each level of the teams that were added in the last five years. If a team was added previously but no longer exists, there are no current participants to be added for that team. For girls, total the entries in Rows 1, 2, and 3 into Row 4. For boys, total Rows 5, 6, and 7 into Row 8.
- 5) For Column 5, calculate the percentage of participants that have been added in the last five years. For girls, take the number in Column 4, Row 4 and divide by the number in Column 2, Row 4. For boys, take the number in Column 4, Row 8 and divide it by the number in Column 2, Row 8.

Note: If the percentage of current participants added in the last five years is 25% or greater, compliance with Test Two may be possible. If less than 25%, then compliance with Test Three should be analyzed. **CAUTION:** 25% is not a formal compliance standard.


Principal's Signature:  Date: 4-12-07

2006-2007
ACCOMMODATION OF INTERESTS AND ABILITIES
SUMMARY PROGRAM CHART 3

Participation Opportunities Test Three

FOR ANY QUESTION ANSWERED "YES" IDENTIFY THE RESPECTIVE SPORT(S).

	GIRLS (Yes / No)		BOYS (Yes / No)
1. For a sport <u>not</u> currently offered, is there sufficient interest, based on your most recent Student Interest Survey, to form a viable interscholastic team based on student responses from the interscholastic survey? If yes, what sport?	No		No
2. For a sport currently offered at the varsity level only, is there sufficient interest, based on your most recent Student Interest Survey, to form a viable team for a junior varsity or freshman team that is not currently offered?	No		No
3. For a sport <u>not</u> currently offered in your interscholastic athletics program, is there sufficient interest to form a viable interscholastic team based on participation on an intramural team or community recreation teams?	No		No
4. For a sport currently offered at the junior varsity or freshman level is there sufficient interest, based on your most recent Student Interest Survey, to form a varsity team not currently offered?	No		No
5. If you answered YES to question (1), (2), (3), or (4), are there enough high schools in your geographic area offering the sport (at the appropriate level) to allow for the development of a reasonable schedule of competition?	No		No

Principal's Signature:  Date: 4-12-07

2006-2007
ACCOMODATION OF INTERESTS AND ABILITIES
SUMMARY PROGRAM CHART 4

Levels of Competition Test One

		Column 1	Column 2	Column 3
Girls	Team Levels	Number of Teams Currently Offered	Number of Participants	Percentage of Participants at Each Level
Row 1	varsity:	10	113	57
Row 2	j.v.:	5	54	27
Row 3	frosh:	2	32	16
Row 4	total:	17	199	100%
Boys				
Row 5	varsity:	10	119	55.3
Row 6	j.v.:	4	48	22.3
Row 7	frosh:	2	48	22.3
Row 8	total:	16	215	100%

- 1) Column 1, list the number of interscholastic teams offered for girls and boys at each competitive level; varsity, junior varsity, and freshman. (Refer to Form T-2, Accommodation of Interests and Abilities, Summary Program Chart 2, Column 1.)
- 2) For Column 2, list the number of participants at each level. For girls, total the entries in Rows 1, 2, and 3 into Row 4. For boys, total the entries in Rows 5, 6, and 7 into Row 8. (Refer to Form T-2, Accommodation of Interests and Abilities, Summary Program Chart 2, Column 2.)
- 3) For Column 3, calculate the percentage of female and male participants at each level.
For girls' varsity, junior varsity, and frosh, respectively:
 - Divide Column 2, Row 1 by Column 2, Row 4, and place the percentage in Column 3, Row 1.
 - Divide Column 2, Row 2 by Column 2, Row 4, and place the percentage in Column 3, Row 2.
 - Divide Column 2, Row 3 by Column 2, Row 4, and place the percentage in Column 3, Row 3.
 -
 For boys' varsity, junior varsity, and frosh, respectively:
 - Divide Column 2, Row 5 by Column 2, Row 8, and place the percentage in Column 3, Row 5.
 - Divide Column 2, Row 6 by Column 2, Row 8, and place the percentage in Column 3, Row 6.
 - Divide Column 2, Row 7 by Column 2, Row 8, and place the percentage in Column 3, Row 7.

Principal's Signature: _____


Date: 4-12-07

**2006-2007
ACTUAL EXPENDITURES - PROGRAM COMPARISON CHART I
TO INCLUDE BOOSTER CLUB FUNDING**

	equipment and supplies		travel		awards		coaches' salaries (to include supplemental and extended employment; dollar amount required)			facilities improvements		publications (if sport-specific)	
	Expenditures		Expenditures		Expenditures		Expenditures			Expenditures		Expenditures	
	School	Booster	School	Booster	School	Booster	School	# of Coaches	Booster	School	Booster	School	Booster
G basketball	14,300		2,500		600		18,075	5				500	
B basketball	14,500		2,500		600		18,075	5				500	
G softball (fast)	7,500		1,000		500		3,000	2				300	
B baseball	6,000		400		500		3,000	2				300	
G cross country	3,000		500		300		3,000	3				0	
B cross country	3,000		500		300		3,000	2				0	
G golf	1,200		200		100		1,800	1				0	
B golf	1,200		200		100		1,800	1				0	
G soccer	4,000		800		300		3,000	2				200	
B soccer	4,000		800		300		3,000	3				200	
G swimming	2,500		500		150		2,500	2				0	
B swimming	2,500		500		150		2,500	2				0	

1. Total expenditures on T-35 and T-36 on the 2006-2007 year report due by April 15, 2007, should reflect the total monies spent (rounded off to nearest hundred) for the entire school year of 2005-2006 ending June 30, 2006.

2. Booster Club Funding/Contributions must be included in the above expenditures total. (Note: It is illegal for coaches to be paid by Booster Clubs Reference KHSAA Bylaw 27)

Principal's Signature:  Date: 4-12-07

**2006-2007
ACTUAL EXPENDITURES - PROGRAM COMPARISON CHART 2
TO INCLUDE BOOSTER CLUB FUNDING**


	equipment and supplies		travel		awards		coaches' salaries (to include supplemental and extended employment; <i>dollar amount required</i>)		facilities improvements		publications (if sport-specific)	
	Expenditures		Expenditures		Expenditures		Expenditures		Expenditures		Expenditures	
	School	Booster	School	Booster	School	Booster	School	# of Coaches	School	Booster	School	Booster
G track	3,500		500		100		4,000	2			0	
B track	3,500		500		100		4,000	2			0	
G tennis	800		200		100		1,800	1			0	
B tennis	800		200		100		1,800	1			0	
G volleyball	3,500		1,100		175		3,000	2			0	
B wrestling	2,000		1,500		100		3,000	2			0	
G (Slow pitch)	5,000		500		300		3,000	2			0	
B football	14,500		1,000		500		40,525	12			600	
G (list sport)												
B (list sport)												

1. Total expenditures on T-35 and T-36 on the 2006-2007 year report due by April 15, 2007, should reflect the total monies spent (rounded off to nearest hundred) for the entire school year of 2005-2006 ending June 30, 2006.

2. Booster Club Funding/Contributions must be included in the above expenditures totals.

Indicate percentage of total expenditures for each gender: (If disparities are obvious, list on your Corrective Action Plan (T-60) what action you will take to correct the problem).

Gender	Expenditures	Percentage
Boys	\$145,150	59
Girls	\$99,900	41
Total:	\$245,050	100%

Principal's Signature:  Date: 4-12-07

2006-2007 KHSAA TITLE IX ATHLETICS AUDIT


KHSAA
Form T41
Rev. 10/06

Checklist - Overall Interscholastic Athletics Program

DIRECTIONS:

For the Areas of Compliance (Opportunities and Benefits) listed on the left hand side of the page, place a checkmark under the appropriate column identifying whether your school provided an advantage to the Girls' Program, or to the Boys' Program or to Neither Program.

Areas of Compliance:	ADVANTAGE TO:		
	GIRLS' PROGRAM	BOYS' PROGRAM	NEITHER PROGRAM
OPPORTUNITIES			
Accommodation of Interest and Abilities			X
BENEFITS			
Equipment and Supplies			X
Scheduling of Games and Practice Time			X
Travel and Per Diem Allowances			X
Coaching			X
Locker Rooms, Practice and Competitive Facilities			X
Medical and Training Facilities and Services			X
Publicity			X
Support Services			X
Athletic Scholarships			N/A
Tutoring			X
Housing and Dining Facilities and Services			N/A
Recruitment of Student Athletes			X

Principal's Signature:  Date: 4-12-07

2006-2007
TITLE IX

CORRECTIVE ACTION PLAN

SCHOOL NAME
Holmes High School

DIRECTIONS:

- For Column 1, indicate the intended area (Opportunities or Benefits) which needs corrective action in order to achieve gender equity. For Column 2, write the suggested change or activities that will correct the area in need of alteration. For Column 3, include the estimated completion date for the changes or activities.
- It is possible to attain compliance with Title IX and no longer need "corrective" action. However, the KHSAA strongly encourages compliant schools to identify items for improvement (Column 1), activities to accomplish the improvement (Column 2) and a timetable for completion (Column 3) that will strengthen the athletic program.
- You may copy this form as needed. Please attach corrective action plans along with audit forms and submit by April 15, 2007.

COLUMN 1 ITEM FOR CORRECTION/ IMPROVEMENT	COLUMN 2 SUGGESTED CHANGE/ ACTIVITIES	COLUMN 3 TIME TABLE FOR CORRECTIVE ACTION/ COMPLETION
Add a multi-sport locker room for girl sports such as softball, track, soccer	Clean out old locker room that has been used as a storage room	6 to 12 months
Add JV and Freshman teams to create more opportunities for participation	Submit proposals to have teams added	1-2 years depending on financial status of school

Principal's Signature:  Date: 4-12-07



**2005-2006 INTERSCHOLASTIC
ATHLETICS SURVEY**
Summary of Student Responses

KHSAA
Form T63
Rev.10/06

School Name: Holmes High School

Enrollment
(9-12 Grade): 1136 **(SHOULD AGREE WITH FORM T-1, COLUMN 1, ROW 3)**

Number of 9-11 Grade Students Surveyed: 684

Number of 8th Grade Students Surveyed: 238

Date: March 27, 2006

Completed By: Tina Stevens

Instructions:

1. Summarize the Student Athletics Interest Surveys Form T-61 by listing the total number of responses on the line next to each sport.
2. Under the Other Category please provide a listing of the sports as well as the number of students who are interested in participating.
3. Please sign and date this Summary Form (T-63) and mail this Summary Form only to the KHSAA by April 15, 2007. Do not mail the student surveys (Form T-61). However, these Forms should be maintained in your files in the event they are requested subsequently.

<u>922</u>	Number of Surveys		
<u>922</u>	Total Returned	<i>(A minimum of 80% return is expected)</i>	
<u>8-12</u>	Grades Surveyed	Grades 9-12	684 Students Surveyed
		Grade 8	238 Students Surveyed

How Was The Survey Administered? Each homeroom teachers administers the survey to their homeroom. The teacher then creates a summary sheet with total number of male and female students. The summary is then attached to all student copies then forward to the athletic department.

KHSAA Sanctioned Fall Sports *(List Total Number of Participation Responses)*

<u>26</u>	Cross Country (Girls)
<u>32</u>	Cross Country (Boys)
<u>230</u>	Football (Boys)
<u>17</u>	Golf (Girls)
<u>41</u>	Golf (Boys)
<u>71</u>	Soccer (Girls)
<u>46</u>	Soccer (Boys)
<u>64</u>	Volleyball (Girls)

Winter Sport (*List Total Number of Participation Responses*)

Form T-63
Rev. 10/06

<u>92</u>	Basketball (Girls)
<u>171</u>	Basketball (Boys)
<u>57</u>	Indoor Track (Girls & Boys)
<u>47</u>	Swimming & Diving (Girls)
<u>28</u>	Swimming & Diving (Boys)
<u>39</u>	Wrestling (Boys)

Spring Sport (*List Total Number of Participation Responses*)

<u>126</u>	Baseball (Boys)
<u>48</u>	Fast Pitch Softball (Girls)
<u>68</u>	Slow Pitch Softball (Girls)
<u>58</u>	Tennis (Girls)
<u>42</u>	Tennis (Boys)
<u>37</u>	Track (Girls)
<u>56</u>	Track (Boys)

Non-KHSAA Championship Sports (*From Student Survey T-61 Question 10*)

<u>143</u>	Archery
<u>56</u>	Field Hockey
<u>165</u>	Bowling
<u>30</u>	Gymnastics (Boys)
<u>96</u>	Gymnastics (Girls)
<u>129</u>	Ice Hockey
<u>67</u>	Lacrosse (Boys)
<u>31</u>	Lacrosse (Girls)
<u>165</u>	Rifle
<u>96</u>	Rodeo
<u>34</u>	Volleyball (Boys)
<u>59</u>	Water Polo
<u>217</u>	Weightlifting

Number of Students who participate in Intramural Sports
(*From Student Survey T-61 Question 5*)

<u>Sport</u>	<u>Number</u>
Basketball	82
Baseball	36
Flag Football	19
Track	10
Cheer	9
Dodgeball	5

List Intramural Sports students are interested in adding:

(From Student Survey T-61 Question 6)

Form T-63

Rev. 10/06

<u>Sport</u>	<u>Number</u>
Drill Team	15
Dance team	22
Skateboarding	12
Soccer	9

Participation in Non-School Sports Activities

(From Student Survey T-61 Question 7)

<u>Sport</u>	<u>Number</u>
Streetball	92
AAU Basketball	43
Paintball	15
Slow Pitch Softball	13
Football	19
Boys Softball	3

Reasons for not participating in interscholastic athletics

(From Survey Question 8)

- 79 I prefer other activities such as band, chorus, etc.
- 134 I don't have time
- 43 The practice schedules and game times are inconvenient
- 40 The sport I like isn't offered
- 10 It's too expensive
- 26 I prefer to participate in club or intramural sports
- 99 Working
- 74 Other:

Student Suggestions to encourage participation

More Awards

Pay us to participate

Advertise try-outs

A person should be allowed to play regardless of their grades

Give school credit for athletics


Principal's Signature

4-12-07
Date