



Kentucky High School Athletic Association

2280 Executive Drive ° Lexington, KY 40505 ° www.khsaa.org ° (859)299-5472 (859)293-5999 (fax)

MEMORANDUM

To: Superintendent, Principal, and Athletic Director
Logan County High School

From: Brigid L. DeVries, Commissioner
Larry Boucher, Assistant Commissioner


Date: May 7, 2007

Subject: 2006-2007 Title IX Annual Report Forms Submission

Enclosed please find a copy of Form T-65, the 2006-2007 KHSAA Title IX Annual Report Submission Status Report. In addition, you may find an attachment with corrected copies of the forms submitted by your school personnel. Please review this information so the forms can be completed accurately in the future.

Also, KHSAA Audit Team Members may have requested resubmission of some of the 2006-2007 Annual Report Forms or need additional information on your athletic programs. Please submit this information by the date requested if this is applicable. Copies and all KHSAA Title IX documents must be kept current and included in your permanent Title IX File at the school. All documents are subject to Open Records Requests.

Should you need any further information, please do not hesitate to call anytime.



**KHSAA TITLE IX
ANNUAL REPORT SUBMISSION
STATUS REPORT
2006-2007**

KHSAA
Form T65 Revised 8/05

TO: KHSAA Member School Superintendents, Principals, and Athletic Directors

FROM: Brigid L. DeVries, Commissioner
Larry Boucher, Assistant Commissioner

DATE: 4/30/2007

School	Logan County High School	Reviewed by	Reba Woodall
--------	--------------------------	-------------	--------------

The following is a status report regarding the required 2006 - 2007 Title IX Annual Report submission of forms due into the KHSAA office by April 15, 2007. Appropriate KHSAA Audit Team personnel have reviewed these forms and the following is a summary of this review.

I. Checklist of Forms properly submitted in a satisfactory manner:

X	GE 19 (Annual Verification)	X	T-35 (Budget Expenses)
X	T-1 (Summary Program Chart 1)	X	T-36 (Budget Expenses)
X	T-2 (Summary Program Chart 2)		T-41 (Checklist - Overall Interscholastic Program)
X	T-3 (Summary Program Chart 3)	X	T-60 (Corrective Action Plan)
X	T-4 (Summary Program Chart 4)		T-63 (Interscholastic Survey Results)

II. Status

A.		2006-2007 Forms are satisfactory and no further information or action is necessary at this time.
B.	X	Errors have been noted with respect to the following forms: T-41 -Did not check Support Services as available. Discussed corrections during phone call to Mr. McReynolds on 4/20/07.
C.		The following forms were omitted and must be submitted by school representatives:
D.	X	Other Recommendation and Comments: (1) According to data submitted by the school, it appears the school has met the standard for Test 3. (2) T-41 shows an advantage to the boys athletic program in the area of locker rooms, practice and competitive facilities. This advantage is correctly addressed on form T-60. (3) Thank you very much for all your hard work.



KENTUCKY HIGH SCHOOL ATHLETIC ASSOCIATION
2006-2007 ANNUAL VERIFICATION OF TITLE IX PROCEDURES

*KHSAA Form GE19
Rev.10/06*

(To be submitted by April 15, 2007 along with other required forms)

The Logan County High School, Russellville, Kentucky
 (Name of High School) (City)

certifies to the Kentucky High School Athletic Association that the following is an accurate and true representation of the facts surrounding compliance with 20 U.S.C. Sections 1681-1688, et. Seq. (also known as Title IX)

I certify the following provisions in accordance with records at the school contained in the permanent Title IX file, at least one copy of which must be maintained in the Principal's office, and to the best of my knowledge have completed the following tasks (All boxes must be checked).

Established a gender equity committee at the high school. (list committee personnel and provide attachment if necessary)

Name	Address	Phone	Title
(Supt., Principal, Student, Parent, Coach, Etc.)			

See Attached Sheet

Scheduled a minimum of three meetings during the 2006-2007 school year on the following dates:

January 18th, February 15th, March 19th & April 9th

Designated the following person(s) as the Title IX coordinator for the school:

<u>Hugh McReynolds</u>	<u>Athletic Director</u>	<u>2200 Bowling Green Road</u>	<u>270-726-8454</u>
Name	Title	Address	Phone

Designated the following person(s) as the Title IX coordinator for the district:

<u>Tommy Perdue</u>	<u>Associate Superintendent</u>	<u>PO Box 417</u>	<u>270-726-2436</u>
Name	Title	Address	Phone

School personnel are continuing to make periodic reviews of the boys' and girls' athletics program reflected in the Corrective Action Plan.

In addition to the above information, the above referenced school maintains a complete permanent file relative to Title IX records including copies of the self-assessment audit, all corrective action plans, and other related materials.

[Signature]
Principal's Signature

April 10, 2007
Date

Marshall H. Kemp
Superintendent Signature

[Signature]
School Board Chairpersons' Signature

(Send original copy to KHSAA - Maintain duplicate in Title IX school folder)

Logan County High School

Hugh McReynolds

Logan County High School
2200 Bowling Green Road
Russellville KY 42276
(270) 726-8454

Athletic Director

Casey Jaynes

Logan County High School
2200 Bowling Green Road
Russellville KY 42276
(270) 726-8454

Asst. Principal

Ralph Cropper

178 Cardinal Street
Lewisburg KY 42256
(270) 755-2357

Board of Education Member

Jeff Rogers

Logan County High School
2200 Bowling Green Road
Russellville KY 42276
(270) 726-8454

Boy's Basketball Coach & Girl's Tennis Coach

Sharon Dockins

Logan County High School
2200 Bowling Green Road
Russellville KY 42276
(270) 726-8454

Cheerleader Coach

Mike Hurt

Logan County Board of Education
PO Box 417
Russellville KY 42276
(270) 726-2436

Secondary Supervisor/Maintenance & Transportation Supervisor

David Gilliam

703 Crittendon Drive
Russellville KY 42276
(270) 726-8119

Parent

Carrie Cassetty

1805 Highland Lick Road
Russellville KY 42276
(270) 726-8294

Parent

Luke Simmons

PO Box 551
Auburn KY 42206
(270) 542-7481

Student Athlete

Tabitha Simmons

953 Stacker Street
Lewisburg KY 42256
(270) 755-2131

Student Athlete

Chelsea Skipworth

926 Cemetery Road
Auburn KY 42206
(270) 542-7292

Student Athlete

2006-2007
ACCOMMODATION OF INTERESTS AND ABILITIES
SUMMARY PROGRAM CHART 1

KHSAA
 Form T1
 Rev. 10/06

Participation Opportunities Test One

		(Column 1)	(Column 2)	(Column 3)	(Column 4)
	Program	Enrollment	Percentage of Total Enrollment	Number of Interscholastic Participants (double and triple count)	Percentage of Total Participation
Row 1	GIRLS	504	48.74%	197	38.55%
Row 2	BOYS	530	51.26%	314	61.45%
Row 3	Totals	1034	100%	511	100%


Instructions:

*Number of 8th grade students & below used in Column 3 and Column 4 calculations if applicable: 44

- Determine the total number of girls enrolled, (place in Row 1, Column 1). Determine the total number of boys enrolled, (place in Row 2, Column 1).
- Add the total number of girls and boys enrolled to determine total enrollment, (place in Row 3, Column 1).
- Calculate the percentage of total enrollment that is female. (Divide Row 1, Column 1 by Row 3, Column 1 and place in Row 1, Column 2.) Calculate the percentage of total enrollment that is male. (Divide Row 2, Column 1 by Row 3, Column 1 and place in Row 2, Column 2.) Note: Row 1, Column 2 plus Row 2, Column 2 should total 100%.
- Ask the head coaches to review the most updated eligibility or squad lists for their teams. Ask coaches to confirm the names of those individuals who are on the team as of the first date of regular season competition, and cross out the names of those who were cut from the team or quit the team prior to the first regular season competitive event. Determine the total number of interscholastic athletics participants that are girls, (and place in Row 1, Column 3). In order to determine the total number of athletics participants, an individual should be counted each time he or she participates on a team. For example, if Jane Doe competes on the varsity volleyball team, the junior varsity volleyball team, the junior varsity basketball team, and the varsity softball team, she should be counted as four participants (**do not include club or intramural sports participants, cheerleaders, dance teams, or pom squads**). Calculate the same way for boys and girls. * In addition, should 8th grade students and below play on a Freshman, Junior Varsity, or Varsity team, they should also be counted for each team and sport on which they participate. If applicable, please asterisk the above notation as to how many 8th grade students & below are included in the totals.

Using the same procedure, determine the total number of interscholastic athletic participants that are boys, (and place in Row 2, Column 3). Add Row 1, Column 3 plus Row 2, Column 3 to get total participants and place in Row 3, Column 3.
- Calculate the percentage of female participation. (Row 1, Column 3 divided by Row 3, Column 3 and place in Row 1, Column 4.) Calculate the percentage of male participation. (Row 2, Column 3 divided by Row 3, Column 3 and place in Row 2, Column 4.) Note: Row 1, Column 4 plus Row 2, Column 4 should total 100%.

Note: While being within three percent is not a formal compliance standard; if the percent listed in Row 1, Column 4 is within 3% of Row 1, Column 2, then it provides a good target within which compliance is likely.

Principal's Signature:  Date: April 10, 2007

2006-2007
ACCOMMODATION OF INTERESTS AND ABILITIES
SUMMARY PROGRAM CHART 2


KHSAA
Form T2
Rev. 10/06

Participation Opportunities Test Two

		Column 1	Column 2	Column 3	Column 4	Column 5
Program		Number of Teams Currently Offered	Number of Participants	Number of Teams Added Since the beginning of the 2002-2003 School Year	Number of Participants Added Since the beginning of the 2002-2003 School Year	Percent of Total Participation By Sex Added Since the beginning of the 2002-2003 School Year
GIRLS	Row 1	varsity:	8	96	0	
	Row 2	j.v.:	6	78	3	30
	Row 3	frosh:	2	23	1	11
	Row 4	total:	16	197	4	41
BOYS	Row 5	varsity:	8	161	0	0
	Row 6	j.v.:	7	112	4	25
	Row 7	frosh:	2	41	1	22
	Row 8	total:	17	314	5	47

- 1) For Column 1, list the number of interscholastic teams offered for girls and boys at each competitive level (varsity, junior varsity, and freshman). For girls, total each of the entries in Rows 1, 2, and 3 into Row 4. For boys, total Rows 5, 6, and 7 into Row 8.
- 2) For Column 2, list the number of participants at each level. For girls, total each of the entries in Rows 1, 2, and 3 into Row 4. For boys, total Rows 5, 6, and 7 into Row 8. **Note:** The totals in Row 4 for girls and in Row 8 for boys must be the same as the totals in Form T-1, Column 3, Rows 1 and 2 respectively.
- 3) For Column 3, list the number of interscholastic teams that have been added in the last five years at each competitive level. Count each team added during the 5 year period only one time. e.g. Girl's junior varsity soccer was added 3 years ago, count the team only once, not 3 times. For girls, total the entries in Rows 1, 2, and 3 into Row 4. For boys, total Rows 5, 6, and 7 into Row 8.
- 4) For Column 4, list the number of participants that are currently on each level of the teams that were added in the last five years. If a team was added previously but no longer exists, there are no current participants to be added for that team. For girls, total the entries in Rows 1, 2, and 3 into Row 4. For boys, total Rows 5, 6, and 7 into Row 8.
- 5) For Column 5, calculate the percentage of participants that have been added in the last five years. For girls, take the number in Column 4, Row 4 and divide by the number in Column 2, Row 4. For boys, take the number in Column 4, Row 8 and divide it by the number in Column 2, Row 8.

Note: If the percentage of current participants added in the last five years is 25% or greater, compliance with Test Two may be possible. If less than 25%, then compliance with Test Three should be analyzed. **CAUTION:** 25% is not a formal compliance standard.

Principal's Signature:  Date: April 10, 2007

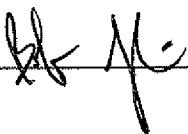
2006-2007
ACCOMMODATION OF INTERESTS AND ABILITIES
SUMMARY PROGRAM CHART 3

Participation Opportunities Test Three

FOR ANY QUESTION ANSWERED "YES" IDENTIFY THE RESPECTIVE SPORT(S).

	GIRLS (Yes / No)		BOYS (Yes / No)
1. For a sport <u>not</u> currently offered, is there sufficient interest, based on your most recent Student Interest Survey, to form a viable interscholastic team based on student responses from the interscholastic survey? If yes, what sport?	NO		NO
2. For a sport currently offered at the varsity level only, is there sufficient interest, based on your most recent Student Interest Survey, to form a viable team for a junior varsity or freshman team that is not currently offered?	NO		NO
3. For a sport <u>not</u> currently offered in your interscholastic athletics program, is there sufficient interest to form a viable interscholastic team based on participation on an intramural team or community recreation teams?	NO		NO
4. For a sport currently offered at the junior varsity or freshman level is there sufficient interest, based on your most recent Student Interest Survey, to form a varsity team not currently offered?	N/A		N/A
5. If you answered YES to question (1), (2), (3), or (4), are there enough high schools in your geographic area offering the sport (at the appropriate level) to allow for the development of a reasonable schedule of competition?	N/A		N/A

Principal's Signature: _____



Date: April 10, 2007


2006-2007
ACCOMODATION OF INTERESTS AND ABILITIES
SUMMARY PROGRAM CHART 4

Levels of Competition Test One

		Column 1	Column 2	Column 3
Girls	Team Levels	Number of Teams Currently Offered	Number of Participants	Percentage of Participants at Each Level
Row 1	varsity:	8	96	48.73%
Row 2	j.v.:	6	78	39.59%
Row 3	frosh:	2	23	11.68%
Row 4	total:		197	100%
Boys				
Row 5	varsity:	8	161	51.27%
Row 6	j.v.:	7	112	35.67%
Row 7	frosh:	2	41	13.06%
Row 8	total:		314	100%

- 1) Column 1, list the number of interscholastic teams offered for girls and boys at each competitive level; varsity, junior varsity, and freshman. (Refer to Form T-2, Accommodation of Interests and Abilities, Summary Program Chart 2, Column 1.)
- 2) For Column 2, list the number of participants at each level. For girls, total the entries in Rows 1, 2, and 3 into Row 4. For boys, total the entries in Rows 5, 6, and 7 into Row 8. (Refer to Form T-2, Accommodation of Interests and Abilities, Summary Program Chart 2, Column 2.)
- 3) For Column 3, calculate the percentage of female and male participants at each level.
For girls' varsity, junior varsity, and frosh, respectively:
 - Divide Column 2, Row 1 by Column 2, Row 4, and place the percentage in Column 3, Row 1.
 - Divide Column 2, Row 2 by Column 2, Row 4, and place the percentage in Column 3, Row 2.
 - Divide Column 2, Row 3 by Column 2, Row 4, and place the percentage in Column 3, Row 3.
 For boys' varsity, junior varsity, and frosh, respectively:
 - Divide Column 2, Row 5 by Column 2, Row 8, and place the percentage in Column 3, Row 5.
 - Divide Column 2, Row 6 by Column 2, Row 8, and place the percentage in Column 3, Row 6.
 - Divide Column 2, Row 7 by Column 2, Row 8, and place the percentage in Column 3, Row 7.

Principal's Signature: _____




Date: April 10, 2007

**2006-2007
ACTUAL EXPENDITURES - PROGRAM COMPARISON CHART 1
TO INCLUDE BOOSTER CLUB FUNDING**

	equipment and supplies		travel		awards		coaches' salaries (to include supplemental and extended employment; dollar amount required)		facilities improvements		publications (if sport-specific)	
	Expenditures		Expenditures		Expenditures		Expenditures		Expenditures		Expenditures	
	School	Booster	School	Booster	School	Booster	School	Booster	School	Booster	School	Booster
G basketball	12700	1000	4900	0	100	0	14400	0	0	0	0	0
B basketball	12700	1000	3100	0	100	0	14400	0	0	0	0	0
G softball	9800	500	2000	0	200	0	6600	0	0	2000	0	0
B baseball	7100	0	3200	0	200	0	6600	0	0	6000	0	0
G cross country	700	0	900	0	100	0	1100	0	0	0	0	0
B cross country	70	0	900	0	100	0	1100	0	0	0	0	0
G golf	600	0	300	0	100	0	1100	0	0	0	0	0
B golf	600	0	300	0	100	0	1100	0	0	0	0	0
G soccer	N/A											
B soccer	N/A											
G swimming	N/A											
B swimming	N/A											

23,100
31,300
21,100
23,100
2800
2170
2100
2100

1. Total expenditures on T-35 and T-36 on the 2006-2007 year report due by April 15, 2007, should reflect the total monies spent (rounded off to nearest hundred) for the entire school year of 2005-2006 ending June 30, 2006.
 2. Booster Club Funding/Contributions must be included in the above expenditures total. (Note: It is illegal for coaches to be paid by Booster Clubs Reference KHSAA Bylaw 27)

Principal's Signature:  Date: 4/10/07

**2006-2007
ACTUAL EXPENDITURES - PROGRAM COMPARISON CHART 2
TO INCLUDE BOOSTER CLUB FUNDING**

	equipment and supplies		travel		awards		coaches' salaries (to include supplemental and extended employment; dollar amount required)			facilities improvements			publications (if sport-specific)	
	Expenditures		Expenditures		Expenditures		Expenditures		Expenditures		Expenditures		Expenditures	
	School	Booster	School	Booster	School	Booster	School	Booster	School	Booster	School	Booster	School	Booster
G track	800	1000	300	0	100	0	2000	2	0	0	0	0	0	0
B track	800	1000	300	0	100	0	2000	2	0	0	0	0	0	0
G tennis	400	0	600	0	100	0	1300	1	0	0	0	0	0	0
B tennis	400	0	600	0	100	0	1300	1	0	0	0	0	0	0
G volleyball	11000	900	4400	0	300	0	5400	3	0	0	0	0	0	0
B wrestling	N/A													
G (list sport)	N/A													
B football	25900	200	3500	0	600	0	23900	6	0	0	0	0	0	0
G (list sport)	N/A													
B (list sport)	N/A													

4200
4200
2400
2400
22,000
54,100

1. Total expenditures on T-35 and T-36 on the 2006-2007 year report due by April 15, 2007, should reflect the total monies spent (rounded off to nearest hundred) for the entire school year of 2005-2006 ending June 30, 2006.

2. Booster Club Funding/Contributions must be included in the above expenditures totals. Indicate percentage of total expenditures for each gender: (If disparities are obvious, list on your Corrective Action Plan (T-60) what action you will take to correct the problem).

Gender	Expenditures	Percentage
Boys	\$ 120,600.00	57.90%
Girls	\$ 87,700.00	42.10%
Total:	\$ 208,300.00	100%

Principal's Signature: [Signature] Date: 4/10/07

2006-2007 KHSAA TITLE IX ATHLETICS AUDIT
Checklist - Overall Interscholastic Athletics Program

KHSAA
Form T41
Rev. 10/06

DIRECTIONS:

For the Areas of Compliance (Opportunities and Benefits) listed on the left hand side of the page, place a checkmark under the appropriate column identifying whether your school provided an advantage to the Girls' Program, or to the Boys' Program or to Neither Program.

Areas of Compliance:	ADVANTAGE TO:		
	GIRLS' PROGRAM	BOYS' PROGRAM	NEITHER PROGRAM
OPPORTUNITIES			
Accommodation of Interest and Abilities			XX
BENEFITS			
Equipment and Supplies			XX
Scheduling of Games and Practice Time			XX
Travel and Per Diem Allowances			XX
Coaching			XX
Locker Rooms, Practice and Competitive Facilities		XX	
Medical and Training Facilities and Services			XX
Publicity			XX
Support Services			N/A <i>ME</i>
Athletic Scholarships			N/A
Tutoring			N/A
Housing and Dining Facilities and Services			N/A
Recruitment of Student Athletes			N/A

Principal's Signature: *[Handwritten Signature]*

Date: April 10, 1007

**Status Report
on
2005-2006
Title IX Corrective Action Plan**

Update on progress during 2005-06 school year.

1. Locker Room Improvements—G-BKB

The problem in this area continues to exist. However, completion of the new Academic-Athletic Facility during the summer of 2007 will allow the school to address this issue. When this facility opens, the school will implement its plan to relocate some locker rooms to address this issue. (Copy of Plan Attached)

2. Individual Sports Fundraising—Inequities

There continues to be an on-going effort to educate parents, coaches and booster club on this issue. NOTE: The 2005-06 finances saw some inequity in spending between baseball and softball from the booster club. However, this was due to the fact that some renovations were completed at the baseball field following the completion of the new softball facility during the 2004-05 school year.

The Athletic Booster Club looked at their documented spending history over the last 4-5 years and targeted 4 sports for assistance during the 2006-07 school year. These sports were Cross Country, Tennis, Swimming and Golf. The club was able to provide assistance to three of these four groups and plans to offer golf assistance in the fall of 2007.

The athletic department continues to encourage joint fund-raising where possible.

3. Girl's Participation Levels

We have seen an increase in participation in the sports of tennis (increase of 21) and track (increase of 11). With these increased numbers we've started a limited JV schedule in these sports to allow the students in these programs an opportunity to compete. We did however see a slight decrease in numbers for girl's golf and cross country (1 or 2 per sport).

4. Awards Policy

The athletic department has worked to develop a more uniform awards policy for all sports including requirements for earning a varsity awards letter for each sport as well as the level of spending for awards by each sport. Completed 2006-07 school year.

**2006-2007
TITLE IX**

CORRECTIVE ACTION PLAN

SCHOOL NAME

Logan County High School

DIRECTIONS:

1. For Column 1, indicate the intended area (Opportunities or Benefits) which needs corrective action in order to achieve gender equity. For Column 2, write the suggested change or activities that will correct the area in need of alteration. For Column 3, include the estimated completion date for the changes or activities.
2. It is possible to attain compliance with Title IX and no longer need "corrective" action. However, the KHSAA strongly encourages compliant schools to identify items for improvement (Column 1), activities to accomplish the improvement (Column 2) and a timetable for completion (Column 3) that will strengthen the athletic program.
3. You may copy this form as needed. Please attach corrective action plans along with audit forms and submit by April 15, 2007.

COLUMN 1 ITEM FOR CORRECTION/ IMPROVEMENT	COLUMN 2 SUGGESTED CHANGE/ ACTIVITIES	COLUMN 3 TIME TABLE FOR CORRECTIVE ACTION/ COMPLETION
1. Locker Room Improvements G-BKB	Relocation & renovation of Locker Room comparable to that of Boy's Basketball	School has under construction a new Academic-Athletic Facility that will allow for relocation and renovation of a locker room to accomplish this issue. Timeline: Construction is nearing completion and will be available for use Summer 2007. This will allow for relocation and renovation of girl's basketball locker room during the summer 2007. Additional changes in locker room facilities will allow for greater equity among sports. Copy of Plan is Attached.
2. Individual Sports Spending	--Continue to Monitor Fund Raising/Spending of Individual Sports --Continue to encourage joint fund-raising (comparable sports). --Continue to work with Athletic Booster Club in providing equitable funding to all sports, when money is available.	On-Going
3. Girl's Participation Levels	Continue to work to increase girl's participation, especially in Golf and Cross country.	On-Going Note: While progress has been made in this area, committee feels a continued effort to increase participation in all girls sports should be emphasized.

Principal's Signature: 

Date: 4/10/07

**2006-2007
TITLE IX
CORRECTIVE ACTION PLAN**

SCHOOL NAME

Logan County High School

DIRECTIONS:

1. For Column 1, indicate the intended area (Opportunities or Benefits) which needs corrective action in order to achieve gender equity. For Column 2, write the suggested change or activities that will correct the area in need of alteration. For Column 3, include the estimated completion date for the changes or activities.
2. It is possible to attain compliance with Title IX and no longer need "corrective" action. However, the KHSAA strongly encourages compliant schools to identify items for improvement (Column 1), activities to accomplish the improvement (Column 2) and a timetable for completion (Column 3) that will strengthen the athletic program.
3. You may copy this form as needed. Please attach corrective action plans along with audit forms and submit by April 15, 2007.

COLUMN 1 ITEM FOR CORRECTION/ IMPROVEMENT	COLUMN 2 SUGGESTED CHANGE/ ACTIVITIES	COLUMN 3 TIME TABLE FOR CORRECTIVE ACTION/ COMPLETION
4. Increased Sports Offerings	<p>The 2005-06 student survey indicated an interest among students for a soccer program at Logan County High School. Follow-up meetings failed to show sufficient interest for creation of soccer.</p> <p>In looking at the 05-06 survey, the committee noted that student body showed considerable interest in sports/recreational activities that are not offered by the KHSAA as a sanctioned sport.</p> <p>Committee also took note of the fact that the school is planning on starting an Intramural Sports / Fitness Program in an attempt to address some of these interests and to encourage increased physical activity among staff and students.</p> <p>Committee also noted that the school had created JV teams in tennis and track for boys and girls and golf for boys to offer competitive opportunities for large number of participants.</p>	<p>Spring 2007</p> <p>Program Planning/Development</p> <p>2007-08 School Year</p> <p>Program Implementation.</p>
5. Facilities (Scheduling, Use, Assignment of Space)	<p>With the new Academic-Athletic Facility & Tennis Courts, the school will work to see that scheduling, usage and the assignment of space is done on an equitable basis.</p>	<p>Summer 2007 & 2007-08 School Year.</p>

Principal's Signature: 

Date:

4/10/07