



Kentucky High School Athletic Association

2280 Executive Drive ° Lexington, KY 40505 ° www.khsaa.org ° (859)299-5472 (859)293-5999 (fax)

MEMORANDUM

To: Superintendent, Principal, and Athletic Director
Menifee County High School

From: Brigid L. DeVries, Commissioner
Larry Boucher, Assistant Commissioner


Date: May 7, 2007

Subject: 2006-2007 Title IX Annual Report Forms Submission

Enclosed please find a copy of Form T-65, the 2006-2007 KHSAA Title IX Annual Report Submission Status Report. In addition, you may find an attachment with corrected copies of the forms submitted by your school personnel. Please review this information so the forms can be completed accurately in the future.

Also, KHSAA Audit Team Members may have requested resubmission of some of the 2006-2007 Annual Report Forms or need additional information on your athletic programs. Please submit this information by the date requested if this is applicable. Copies and all KHSAA Title IX documents must be kept current and included in your permanent Title IX File at the school. All documents are subject to Open Records Requests.

Should you need any further information, please do not hesitate to call anytime.



**KHSAA TITLE IX
ANNUAL REPORT SUBMISSION
STATUS REPORT
2006-2007**

KHSAA
Form T65 Revised 8/05

TO: KHSAA Member School Superintendents, Principals, and Athletic Directors

FROM: Brigid L. DeVries, Commissioner
Larry Boucher, Assistant Commissioner

DATE: 5/2/2007

School	Menifee County High	Reviewed by	Gordon Bocock
--------	---------------------	-------------	---------------


The following is a status report regarding the required 2006 - 2007 Title IX Annual Report submission of forms due into the KHSAA office by April 15, 2007. Appropriate KHSAA Audit Team personnel have reviewed these forms and the following is a summary of this review.

I. Checklist of Forms properly submitted in a satisfactory manner:

X	GE 19 (Annual Verification)	X	T-35 (Budget Expenses)
X	T-1 (Summary Program Chart 1)	X	T-36 (Budget Expenses)
X	T-2 (Summary Program Chart 2)	X	T-41 (Checklist – Overall Interscholastic Program)
X	T-3 (Summary Program Chart 3)	X	T-60 (Corrective Action Plan)
X	T-4 (Summary Program Chart 4)		T-63 (Interscholastic Survey Results)

II. Status

A.	X	2006– 2007 Forms are satisfactory and no further information or action is necessary at this time.
B.		Errors have been noted with respect to the following forms:
C.		The following forms were omitted and must be submitted by school representatives:
D.		Other Recommendation and Comments: Good report!



Please accept my
apology for this report
being late. I wear
a few hats and there's
not time allowed for me
to complete my reports.

Thank You,
K Connie Merley

ATHLETIC ASSOCIATION



tion

SCHOOL

TITLE IX

**MEMBER SCHOOLS
2006-2007 ANNUAL REPORT
FORMS**

Submit to KHSAA
By April 15, 2007





**KENTUCKY HIGH SCHOOL ATHLETIC ASSOCIATION
2006-2007 ANNUAL VERIFICATION OF TITLE IX PROCEDURES**

KHSAA Form GE19
Rev. 10/06

(To be submitted by April 15, 2007 along with other required forms)

The Menifee County High School, Frenchburg, Kentucky
(Name of High School) (City)

certifies to the Kentucky High School Athletic Association that the following is an accurate and true representation of the facts surrounding compliance with 20 U.S.C. Sections 1681-1688, et. Seq. (also known as Title IX)

I certify the following provisions in accordance with records at the school contained in the permanent Title IX file, at least one copy of which must be maintained in the Principal's office, and to the best of my knowledge have completed the following tasks (All boxes must be checked).

Established a gender equity committee at the high school. (list committee personnel and provide attachment if necessary)

Name	Address	Phone	Title
(Supt., Principal, Student, Parent, Coach, Etc.)			
Jamie Prewitt	1654 US Hwy 460 E. Frenchburg, KY	606-768-9836	Vice-President Boys Boosters
Elaine Brown	Hotel Box 325 Frenchburg, KY 40322	606-768-2244	Principal
Connie McVey	2744 McVey Lane, Mt. Sterling, KY 40353	859-398-1285	Athletic Director
Beth Barner	137 Southdale Dr. Mt. Sterling, KY	859-398-1285	Boys' Basketball Coach
Regina Prewitt	1654 US Hwy 460 E. Frenchburg, KY	606-768-9836	Parent
Blake Prewitt	1654 US Hwy 460 E. Frenchburg, KY	606-768-9836	Student
Teresa Mullins	62 Hope Means Rd. Means, KY 40346	606-768-3710	Parent
Ashley Fincher	62 Hope Means Rd. Means, KY 40346	606-768-3710	Student
Catherine Hacker	21 Carrington Green, Salt Lick, KY	768-8002	Title IX Coordinator

Scheduled a minimum of three meetings during the 2006-2007 school year on the following dates:

October 26
January 5
March 30

Designated the following person(s) as the Title IX coordinator for the school:

<u>Connie McVey</u>	<u>Athletic Director</u>	<u>2744 McVey Lane, Mt. Sterling, KY</u>	<u>859-274-3041</u>
Name	Title	Address	Phone

Designated the following person(s) as the Title IX coordinator for the district:

<u>Catherine Hacker</u>	<u>21 Carrington Green, Salt Lick, KY</u>	<u>768-8002</u>
Name	Address	Phone

School personnel are continuing to make periodic reviews of the boys' and girls' athletics program reflected in the Corrective Action Plan.

In addition to the above information, the above referenced school maintains a complete permanent file relative to Title IX records including copies of the self-assessment audit, all corrective action plans, and other related materials.

Elaine Brown
Principal's Signature

April 16 2007
Date

Charles Mitchell
Superintendent Signature

[Signature]
School Board Chairpersons' Signature

(Send original copy to KHSAA - Maintain duplicate in Title IX school folder)

2006-2007
ACCOMMODATION OF INTERESTS AND ABILITIES
SUMMARY PROGRAM CHART 1

KHSAA
 Form T1
 Rev.10/06

Participation Opportunities Test One

		(Column 1)	(Column 2)	(Column 3)	(Column 4)
	Program	Enrollment	Percentage of Total Enrollment	Number of Interscholastic Participants (double and triple count)	Percentage of Total Participation
Row 1	GIRLS	153	49.7	56	46.3
Row 2	BOYS	155	50.3	65	53.7
Row 3	Totals	308 ✓	100%	121 ✓	100%

Instructions:

*Number of 8th grade students & below used in Column 3 and Column 4 calculations if applicable: 18

- Determine the total number of girls enrolled, (place in Row 1, Column 1). Determine the total number of boys enrolled, (place in Row 2, Column 1).
- Add the total number of girls and boys enrolled to determine total enrollment, (place in Row 3, Column 1).
- Calculate the percentage of total enrollment that is female. (Divide Row 1, Column 1 by Row 3, Column 1 and place in Row 1, Column 2.) Calculate the percentage of total enrollment that is male. (Divide Row 2, Column 1 by Row 3, Column 1 and place in Row 2, Column 2.) Note: Row 1, Column 2 plus Row 2, Column 2 should total 100%.
- Ask the head coaches to review the most updated eligibility or squad lists for their teams. Ask coaches to confirm the names of those individuals who are on the team as of the first **date of regular season competition**, and cross out the names of those who were cut from the team or quit the team prior to the first regular season competitive event. Determine the total number of interscholastic athletics participants that are girls, (and place in Row 1, Column 3). In order to determine the total number of athletics participants, an individual should be counted each time he or she participates on a team. For example, if Jane Doe competes on the varsity volleyball team, the junior varsity volleyball team, the junior varsity basketball team, and the varsity softball team, she should be counted as four participants (**do not include club or intramural sports participants, cheerleaders, dance teams, or pom squads**). Calculate the same way for boys and girls. * In addition, should 8th grade students and below play on a Freshman, Junior Varsity, or Varsity team, they should also be counted for each team and sport on which they participate. If applicable, please asterisk the above notation as to how many 8th grade students & below are included in the totals.

Using the same procedure, determine the total number of interscholastic athletic participants that are boys, (and place in Row 2, Column 3). Add Row 1, Column 3 plus Row 2, Column 3 to get total participants and place in Row 3, Column 3.

- Calculate the percentage of female participation. (Row 1, Column 3 divided by Row 3, Column 3 and place in Row 1, Column 4.) Calculate the percentage of male participation. (Row 2, Column 3 divided by Row 3, Column 3 and place in Row 2, Column 4.) Note: Row 1, Column 4 plus Row 2, Column 4 should total 100%.

Note: While being within three percent is not a formal compliance standard; if the percent listed in Row 1, Column 4 is within 3% of Row 1, Column 2, then it provides a good target within which compliance is likely.

Principal's Signature: Elaine Brown Date: April 16, 2007

**ACCOMMODATION OF INTERESTS AND ABILITIES
SUMMARY PROGRAM CHART 2**

Participation Opportunities Test Two

		Column 1	Column 2	Column 3	Column 4	Column 5	
Program		Number of Teams Currently Offered	Number of Participants	Number of Teams Added Since the beginning of the 2002-2003 School Year	Number of Participants Added Since the beginning of the 2002-2003 School Year	Percent of Total Participation By Sex Added Since the beginning of the 2002-2003 School Year	
GIRLS	Row 1	varsity:	6	44	2	20	
	Row 2	j.v.:	2	12		0	
	Row 3	frosh:	0	0	1	6	
	Row 4	total:	8	56	3	26	46.4%
BOYS	Row 5	varsity:	6	44	1	16	
	Row 6	j.v.:	2	21	0	0	
	Row 7	frosh:	0	0	0	0	
	Row 8	total:	8	65	1	16	25%

- 1) For Column 1, list the number of interscholastic teams offered for girls and boys at each competitive level (varsity, junior varsity, and freshman). For girls, total each of the entries in Rows 1, 2, and 3 into Row 4. For boys, total Rows 5, 6, and 7 into Row 8.
- 2) For Column 2, list the number of participants at each level. For girls, total each of the entries in Rows 1, 2, and 3 into Row 4. For boys, total Rows 5, 6, and 7 into Row 8. **Note:** The totals in Row 4 for girls and in Row 8 for boys must be the same as the totals in Form T-1, Column 3, Rows 1 and 2 respectively.
- 3) For Column 3, list the number of interscholastic teams that have been added in the last five years at each competitive level. Count each team added during the 5 year period only one time. e.g. Girl's junior varsity soccer was added 3 years ago, count the team only once, not 3 times. For girls, total the entries in Rows 1, 2, and 3 into Row 4. For boys, total Rows 5, 6, and 7 into Row 8.
- 4) For Column 4, list the number of participants that are currently on each level of the teams that were added in the last five years. If a team was added previously but no longer exists, there are no current participants to be added for that team. For girls, total the entries in Rows 1, 2, and 3 into Row 4. For boys, total Rows 5, 6, and 7 into Row 8.
- 5) For Column 5, calculate the percentage of participants that have been added in the last five years. For girls, take the number in Column 4, Row 4 and divide by the number in Column 2, Row 4. For boys, take the number in Column 4, Row 8 and divide it by the number in Column 2, Row 8.

Note: If the percentage of current participants added in the last five years is 25% or greater, compliance with Test Two may be possible. If less than 25%, then compliance with Test Three should be analyzed. **CAUTION:** 25% is not a formal compliance standard.

Principal's Signature: Elaine Brown Date: April 16, 2007

2006-2007
ACCOMMODATION OF INTERESTS AND ABILITIES
SUMMARY PROGRAM CHART 3

Participation Opportunities Test Three

FOR ANY QUESTION ANSWERED "YES" IDENTIFY THE RESPECTIVE SPORT(S).

	GIRLS (Yes / No)		BOYS (Yes / No)
1. For a sport <u>not</u> currently offered, is there sufficient interest, based on your most recent Student Interest Survey, to form a viable interscholastic team based on student responses from the interscholastic survey? If yes, what sport?	Yes Volleyball		Yes Football
2. For a sport currently offered at the varsity level only, is there sufficient interest, based on your most recent Student Interest Survey, to form a viable team for a junior varsity or freshman team that is not currently offered?	No		No
3. For a sport <u>not</u> currently offered in your interscholastic athletics program, is there sufficient interest to form a viable interscholastic team based on participation on an intramural team or community recreation teams?	No		No
4. For a sport currently offered at the junior varsity or freshman level is there sufficient interest, based on your most recent Student Interest Survey, to form a varsity team not currently offered?	No		No
5. If you answered YES to question (1), (2), (3), or (4), are there enough high schools in your geographic area offering the sport (at the appropriate level) to allow for the development of a reasonable schedule of competition?	Yes		Yes

Principal's Signature: Elaine Brown Date: April 17, 2007

2006-2007
ACCOMODATION OF INTERESTS AND ABILITIES
SUMMARY PROGRAM CHART 4

Levels of Competition Test One

		Column 1	Column 2	Column 3
Girls	Team Levels	Number of Teams Currently Offered	Number of Participants	Percentage of Participants at Each Level
Row 1	varsity:	5	44	78.6
Row 2	j.v.:	2	12	21.4
Row 3	frosh:	0	0	0.0
Row 4	total:		56	100%
Boys				
Row 5	varsity:	5	44	67.7
Row 6	j.v.:	2	21	32.3
Row 7	frosh:	0	0	0.0
Row 8	total:		65	100%

- 1) Column 1, list the number of interscholastic teams offered for girls and boys at each competitive level; varsity, junior varsity, and freshman. (Refer to Form T-2, Accommodation of Interests and Abilities, Summary Program Chart 2, Column 1.)
- 2) For Column 2, list the number of participants at each level. For girls, total the entries in Rows 1, 2, and 3 into Row 4. For boys, total the entries in Rows 5, 6, and 7 into Row 8. (Refer to Form T-2, Accommodation of Interests and Abilities, Summary Program Chart 2, Column 2.)
- 3) For Column 3, calculate the percentage of female and male participants at each level.
For girls' varsity, junior varsity, and frosh, respectively:
 - Divide Column 2, Row 1 by Column 2, Row 4, and place the percentage in Column 3, Row 1.
 - Divide Column 2, Row 2 by Column 2, Row 4, and place the percentage in Column 3, Row 2.
 - Divide Column 2, Row 3 by Column 2, Row 4, and place the percentage in Column 3, Row 3.
 -
 For boys' varsity, junior varsity, and frosh, respectively:
 - Divide Column 2, Row 5 by Column 2, Row 8, and place the percentage in Column 3, Row 5.
 - Divide Column 2, Row 6 by Column 2, Row 8, and place the percentage in Column 3, Row 6.
 - Divide Column 2, Row 7 by Column 2, Row 8, and place the percentage in Column 3, Row 7.

Principal's Signature: Elaine Brown Date: April 16, 2007

**2006-2007
ACTUAL EXPENDITURES - PROGRAM COMPARISON CHART 1
TO INCLUDE BOOSTER CLUB FUNDING**

	equipment and supplies		travel		awards		coaches' salaries (to include supplemental and extended employment; dollar amount required)			facilities improvements		publications (if sport-specific)	
	Expenditures		Expenditures		Expenditures		Expenditures		Expenditures		Expenditures		
	School	Booster	School	Booster	School	Booster	School	# of Coaches	School	Booster	School	Booster	
G basketball	5,200.00	200.00	2,700.00		200.00		6,500.00	3					
B basketball	1,200.00	300.00	2,400.00		200.00		6,500.00	3					
G softball	3,300.00		800.00				3,000.00	2					
B baseball	1,700.00		1,400.00				3,000.00	2					
G cross country							500.00	1					
B cross country							500.00	1					
G golf			300.00	200.00			1,000.00	1					
B golf			300.00	200.00			1,000.00	1					
G soccer	400.00						2,500.00	1					
B soccer	1,300.00						2,500.00	1					
G swimming													
B swimming													

1. Total expenditures on T-35 and T-36 on the 2006-2007 year report due by April 15, 2007, should reflect the total monies spent (rounded off to nearest hundred) for the entire school year of 2005-2006 ending June 30, 2006.

2. Booster Club Funding/Contributions must be included in the above expenditures total. (Note: It is illegal for coaches to be paid by Booster Clubs Reference KHSAA Bylaw 27)

*Uniforms are on rotation.

Principal's Signature: Elaine Brown

Date: April 16, 2007

**2006-2007
ACTUAL EXPENDITURES - PROGRAM COMPARISON CHART 2
TO INCLUDE BOOSTER CLUB FUNDING**

	equipment and supplies		travel		awards		coaches' salaries (to include supplemental and extended employment; dollar amount required)		facilities improvements		publications (if sport-specific)	
	Expenditures		Expenditures		Expenditures		Expenditures		Expenditures		Expenditures	
	School	Booster	School	Booster	School	Booster	School	# of Coaches	School	Booster	School	Booster
G track	600.00		100.00				1250.00	2				
B track	600.00		100.00				1250.00	2				
G tennis												
B tennis												
G volleyball												
B wrestling												
G (list sport)												
B football												
G (list sport)												
B (list sport)												

1. Total expenditures on T-35 and T-36 on the 2006-2007 year report due by April 15, 2007, should reflect the total monies spent (rounded off to nearest hundred) for the entire school year of 2005-2006 ending June 30, 2006.

2. Booster Club Funding/Contributions must be included in the above expenditures totals.
Indicate percentage of total expenditures for each gender: (If disparities are obvious, list on your Corrective Action Plan (T-60) what action you will take to correct the problem).

Gender	Expenditures	Percentage
Boys	\$ 22,600.00	45%
Girls	\$ 27,500.00	55%
Total:	\$ 50,100.00	100%

Principal's Signature: Elaine Brown Date: April 16, 2007

2006-2007 KHSAA TITLE IX ATHLETICS AUDIT

KHSAA
Form T41
Rev. 10/06

Checklist - Overall Interscholastic Athletics Program

DIRECTIONS:

For the Areas of Compliance (Opportunities and Benefits) listed on the left hand side of the page, place a checkmark under the appropriate column identifying whether your school provided an advantage to the Girls' Program, or to the Boys' Program or to Neither Program.

Areas of Compliance:	ADVANTAGE TO:		
	GIRLS' PROGRAM	BOYS' PROGRAM	NEITHER PROGRAM
OPPORTUNITIES			
Accommodation of Interest and Abilities			✓
BENEFITS			
Equipment and Supplies			✓
Scheduling of Games and Practice Time			✓
Travel and Per Diem Allowances			✓
Coaching			✓
Locker Rooms, Practice and Competitive Facilities			✓
Medical and Training Facilities and Services			✓
Publicity			✓
Support Services			✓
Athletic Scholarships			✓
Tutoring			✓
Housing and Dining Facilities and Services	—	NA —	
Recruitment of Student Athletes	—	NA —	

Principal's Signature: Elaine Brown Date: April 16, 2007

Menifee County

CORRECTIVE ACTION PLAN

DIRECTIONS:

1. For Column 1, indicate the intended area (Opportunities or Benefits) which needs corrective action in order to achieve gender equity. For Column 2, write the suggested change or activities that will correct the area in need of alteration. For Column 3, include the estimated completion date for the changes or activities.
2. It is possible to attain compliance with Title IX and no longer need "corrective" action. However, the KHSAA strongly encourages compliant schools to identify items for improvement (Column 1), activities to accomplish the improvement (Column 2) and a timetable for completion (Column 3) that will strengthen the athletic program.
3. You may copy this form as needed. Please attach corrective action plans along with audit forms and submit by April 15, 2007.

COLUMN 1	COLUMN 2	COLUMN 3
ITEM FOR CORRECTION/IMPROVEMENT	SUGGESTED CHANGE/ACTIVITIES	TIME TABLE FOR CORRECTIVE ACTION/COMPLETION
Maintain Standards for Varsity games	Girl/ Boy Double Headers Prime time to meet requirements	2007-08 Scheduling
Increase participants in girls/ boys golf	Have a "Sports Fair" for recruitment for all sports	2007-08
Continue to improve softball facilities	Add an equipment structure	2007-08
Continue to maintain girl's soccer program	Continue to have soccer feeder program	Continue yearly
Continue to equalize girls and boys equipment; uniforms	Continue rotation of uniforms	Continue yearly
Renovate Baseball Structures	Add equipment building	2008

Principal's Signature: Elaine Brown

Date: April 16, 2007



**2006-2007 INTERSCHOLASTIC
ATHLETICS SURVEY**
Summary of Student Responses

KHSAA
Form T63
Rev.10/06

School Name: _____

Enrollment

(9-12 Grade): _____ (SHOULD AGREE WITH FORM T-1, COLUMN 1, ROW 3)

Number of 9-11 Grade Students Surveyed: _____

Number of 8th Grade Students Surveyed: _____

Date:

April 16, 2007

Completed By:

Connie McVey

Instructions:

1. Summarize the Student Athletics Interest Surveys Form T-61 by listing the total number of responses on the line next to each sport.
2. Under the Other Category please provide a listing of the sports as well as the number of students who are interested in participating.
3. Please sign and date this Summary Form (T-63) and mail this Summary Form only to the KHSAA by April 15, 2007. Do not mail the student surveys (Form T-61). However, these Forms should be maintained in your files in the event they are requested subsequently.

Number of Surveys

170 Total Returned (*A minimum of 80% return is expected*)

9-11 Grades Surveyed (*Should be grades 9-11 and 8th grade if school has a feeder system*)

How Was The Survey Administered?

During P.E.

(e.g. was it given in all English classes, or all home rooms, or advisee/advisor?)

KHSAA Sanctioned Fall Sports (*List Total Number of Participation Responses*)

5 Cross Country (Girls)

2 Cross Country (Boys)

37 Football (Boys)

4 Golf (Girls)

5 Golf (Boys)

23 Soccer (Girls)

14 Soccer (Boys)

33 Volleyball (Girls)

Winter Sport (*List Total Number of Participation Responses*)

Form T-63
Rev. 10/06

- 13 Basketball (Girls)
- 28 Basketball (Boys)
- 8 Indoor Track (Girls)
- 3 Indoor Track (Boys)
- 9 Swimming & Diving (Girls)
- 4 Swimming & Diving (Boys)
- 18 Wrestling (Boys)

Spring Sport (*List Total Number of Participation Responses*)

- 22 Baseball (Boys)
- 11 Fast Pitch Softball (Girls)
- 11 Slow Pitch Softball (Girls)
- 16 Tennis (Girls)
- 5 Tennis (Boys)
- 12 Track (Girls)
- 11 Track (Boys)

Non-KHSAA Championship Sports (*From Student Survey T-61 Question 10*)

- 17 Archery
- 7 Field Hockey
- 27 Bowling
- 4 Gymnastics (Boys)
- 18 Gymnastics (Girls)
- 15 Ice Hockey
- 7 Lacrosse (Boys)
- 18 Lacrosse (Girls)
- 18 Rifle
- 30 Rodeo
- 6 Volleyball (Boys)
- 0 Water Polo
- 23 Weightlifting

Number of Students who participate in Intramural Sports

(*From Student Survey T-61 Question 5*)

<u>Sport</u>	<u>Number</u>
Softball	5
Baseball	5

List Intramural Sports students are interested in adding:

(From Student Survey T-61 Question 6)

Form T-63

Rev. 10/06

<u>Sport</u>	<u>Number</u>
Football	15

Participation in Non-School Sports Activities

(From Student Survey T-61 Question 7)

<u>Sport</u>	<u>Number</u>
weight- lifting 2 Volley ball	1
gymnastics	2
Basketball	6
Golf- 1 Skating	1
Softball	14
Soccer	6
football	4

Reasons for not participating in interscholastic athletics

(From Survey Question 8)

- 10 I prefer other activities such as band, chorus, etc.
- 30 I don't have time
- 2 The practice schedules and game times are inconvenient
- 24 The sport I like isn't offered
- 7 It's too expensive
- 5 I prefer to participate in club or intramural sports
- 9 Working
- Other: _____

Student Suggestions to encourage participation

- Add Football
- Provide transportation
- Add other sports
- More money to support the sports

Elaine Brown
Principal's Signature

April 16, 2007
Date

2006-2007 INTERSCHOLASTIC ATHLETICS STUDENT SURVEY

KHSAA
Form T61
Rev. 10/06

1. Is the School District offering the interscholastic sport(s) you want to play?

60 Yes
51 No, I want to play _____
31 I am not interested in athletics

2. During the **fall season**, which sport would you like to play?

37 Football
33 Volleyball (Girls)
2 Cross Country (Boys)
5 Cross Country (Girls)
5 Golf (Boys)
4 Golf (Girls)
14 Soccer (Boys)
23 Soccer (Girls)
42 I would not participate

3. During the **winter season**, which sport would you like to play?

28 Basketball (Boys)
13 Basketball (Girls)
4 Swimming & Diving (Boys)
9 Swimming & Diving (Girls)
18 Wrestling (Boys)
3 Indoor Track (Boys)
8 Indoor Track (Girls)
62 I would not participate

4. During the **spring season**, which sport would you like to play?

11 Track (Boys)
12 Track (Girls)
5 Tennis (Boys)
16 Tennis (Girls)
11 Slow Pitch Softball (Girls)
11 Fast Pitch Softball (Girls)
22 Baseball (Boys)
8 Lacrosse (Boys)
18 Lacrosse (Girls)
62 I would not participate

5. Do you participate in intramural sports? If yes, which sports(s)?

24 Yes volleyball softball
103 No

6. Which intramural sports, if any, would you like to see added?

7. Do you participate in non-school sport activities? If you do, which sport(s)?

34 Yes _____
89 No _____

8. Are you currently participating in interscholastic athletics during any season?

51 Yes

58 If no, why don't you participate in interscholastic athletics?

10 I prefer other activities such as band, chorus, etc.

30 I don't have time

2 The practice schedules and game times are inconvenient

24 The sport I like isn't offered

7 It's too expensive

5 I prefer to participate in club or intramural sports

9 Working

14 Other _____

9. Do you have any suggestions to encourage participation?

Add football
Provide transportation
Add other sports
More money to support sports

10. Which Non-KHSAA championship sport would you like to play?

17 Archery

7 Field Hockey

27 Bowling

4 Gymnastics (Boys)

18 Gymnastics (Girls)

15 Ice Hockey

7 Lacrosse (Boys)

18 Lacrosse (Girls)

18 Rifle

30 Rodeo

6 Volleyball (Boys)

29 Weightlifting

25 I would not participate

OPTIONAL

Name: _____

Age: _____

Male: _____

Female: _____

(check one)