



Kentucky High School Athletic Association

2280 Executive Drive ° Lexington, KY 40505 ° www.khsaa.org ° (859)299-5472 (859)293-5999 (fax)

MEMORANDUM

To: Superintendent, Principal, and Athletic Director
Moore High School

From: Brigid L. DeVries, Commissioner
Larry Boucher, Assistant Commissioner


Date: May 17, 2007

Subject: 2006-2007 Title IX Annual Report Forms Submission

Enclosed please find a copy of Form T-65, the 2006-2007 KHSAA Title IX Annual Report Submission Status Report. In addition, you may find an attachment with corrected copies of the forms submitted by your school personnel. Please review this information so the forms can be completed accurately in the future.

Also, KHSAA Audit Team Members may have requested resubmission of some of the 2006-2007 Annual Report Forms or need additional information on your athletic programs. Please submit this information by the date requested if this is applicable. Copies and all KHSAA Title IX documents must be kept current and included in your permanent Title IX File at the school. All documents are subject to Open Records Requests.

Should you need any further information, please do not hesitate to call anytime.



**KHSAA TITLE IX
ANNUAL REPORT SUBMISSION
STATUS REPORT
2006-2007**

KHSAA
Form T65 Revised 8/05

TO: KHSAA Member School Superintendents, Principals, and Athletic Directors

FROM: Brigid L. DeVries, Commissioner
Larry Boucher, Assistant Commissioner

DATE: 5/8/2007

School	Moore High School	Reviewed by	Jenny McCarty
--------	-------------------	-------------	---------------

The following is a status report regarding the required 2006 - 2007 Title IX Annual Report submission of forms due into the KHSAA office by April 15, 2007. Appropriate KHSAA Audit Team personnel have reviewed these forms and the following is a summary of this review.

I. Checklist of Forms properly submitted in a satisfactory manner:

<input checked="" type="checkbox"/>	GE 19 (Annual Verification)	<input checked="" type="checkbox"/>	T-35 (Budget Expenses)
<input checked="" type="checkbox"/>	T-1 (Summary Program Chart 1)	<input checked="" type="checkbox"/>	T-36 (Budget Expenses)
<input checked="" type="checkbox"/>	T-2 (Summary Program Chart 2)	<input checked="" type="checkbox"/>	T-41 (Checklist – Overall Interscholastic Program)
<input checked="" type="checkbox"/>	T-3 (Summary Program Chart 3)	<input checked="" type="checkbox"/>	T-60 (Corrective Action Plan)
<input checked="" type="checkbox"/>	T-4 (Summary Program Chart 4)		T-63 (Interscholastic Survey Results)

II. Status

A.	<input checked="" type="checkbox"/>	2006– 2007 Forms are satisfactory and no further information or action is necessary at this time.
B.		Errors have been noted with respect to the following forms:
C.		The following forms were omitted and must be submitted by school representatives:
D.	<input checked="" type="checkbox"/>	Other Recommendation and Comments: Thanks for the detailed information about coaches salary, it explained the difference in salaries.



**2005-2006 KENTUCKY HIGH SCHOOL ATHLETIC ASSOCIATION
ANNUAL VERIFICATION OF TITLE IX PROCEDURES
(To be submitted by April 15, 2006 along with other required forms)**

KHSAA
Form GE19
Rev. 9/05

The MOORE TRADITIONAL High School, LOUISVILLE, Kentucky
(Name of High School) (City)

certifies to the Kentucky High School Athletic Association that the following is an accurate and true representation of the facts surrounding compliance with 20 U.S.C. Sections 1681-1688, et. Seq. (also known as Title IX)

I certify the following provisions in accordance with records at the school contained in the permanent Title IX file, and to the best of my knowledge have completed the following tasks (All boxes must be checked).

X Established a gender equity committee at the high school. (list committee personnel and provide attachment if necessary)

Name	Address	Phone	Title
Steven Silvano	6415 Outer Loop	502-485-8711	Athletic Director
David Meadows	6415 Outer Loop	502-485-8304	Girl's Basketball Coach
Laura Cloyd	6415 Outer Loop	502-485-8304	Softball Coach
Mark Bramer	6415 Outer Loop	502-485-8304	Girls Volleyball Coach
Deanna Woods	6415 Outer Loop	502-485-8304	Parent
Sherry Bowers	6415 Outer Loop	502-485-8304	Parent
Ondrea Shaw-Beasley	6415 Outer Loop	502-485-8304	Student/Athlete
Julianne Beach	6415 Outer Loop	502-485-8304	Student/Athlete

X Scheduled a minimum of three meetings during the 2005-2006 school year on the following dates:
August 15, 2006
October 11, 2006
February 20, 2007

X Designated the following person(s) as the Title IX coordinator for the school:

Steven Silvano	Athletic Director	4918 Ronwood Drive	502-969-2358
Name	Title	Address	Phone

X Designated the following person(s) as the Title IX coordinator for the district:

Cheryl Walker	Director of Compliance	3332 Newburg Road	502-485-3341
Name	Title	Address	Phone

X School personnel are continuing to make periodic reviews of the boys' and girls' athletics program reflected in the Corrective Action Plan.

X In addition to the above information, the above referenced school maintains a complete permanent file relative to Title IX records including copies of the self-assessment audit, all corrective action plans, and other related materials.

 3/9 2007
Principal's Signature Date

Superintendent Signature School Board Chairpersons' Signature

(Send original copy to KHSAA - Maintain duplicate in Title IX school folder)

2006-2007
ACCOMMODATION OF INTERESTS AND ABILITIES
SUMMARY PROGRAM CHART 1

KHSAA
 Form T1
 Rev.10/06

Participation Opportunities Test One

		(Column 1)	(Column 2)	(Column 3)	(Column 4)
	Program	Enrollment	Percentage of Total Enrollment	Number of Interscholastic Participants (double and triple count)	Percentage of Total Participation
Row 1	GIRLS	317	46.8	113	39.4%
Row 2	BOYS	361	53.2	174	60.6%
Row 3	Totals	678	100%	287	100%

Instructions:


*Number of 8th grade students & below used in Column 3 and Column 4 calculations if applicable: 29

- 1) Determine the total number of girls enrolled, (place in Row 1, Column 1). Determine the total number of boys enrolled, (place in Row 2, Column 1).
- 2) Add the total number of girls and boys enrolled to determine total enrollment, (place in Row 3, Column 1).
- 3) Calculate the percentage of total enrollment that is female. (Divide Row 1, Column 1 by Row 3, Column 1 and place in Row 1, Column 2.) Calculate the percentage of total enrollment that is male. (Divide Row 2, Column 1 by Row 3, Column 1 and place in Row 2, Column 2.) Note: Row 1, Column 2 plus Row 2, Column 2 should total 100%.
- 4) Ask the head coaches to review the most updated eligibility or squad lists for their teams. Ask coaches to confirm the names of those individuals who are on the team as of the first **date of regular season competition**, and cross out the names of those who were cut from the team or quit the team prior to the first regular season competitive event. Determine the total number of interscholastic athletics participants that are girls, (and place in Row 1, Column 3). In order to determine the total number of athletics participants, an individual should be counted each time he or she participates on a team. For example, if Jane Doe competes on the varsity volleyball team, the junior varsity volleyball team, the junior varsity basketball team, and the varsity softball team, she should be counted as four participants (**do not include club or intramural sports participants, cheerleaders, dance teams, or pom squads**). Calculate the same way for boys and girls. * In addition, should 8th grade students and below play on a Freshman, Junior Varsity, or Varsity team, they should also be counted for each team and sport on which they participate. If applicable, please asterisk the above notation as to how many 8th grade students & below are included in the totals.

Using the same procedure, determine the total number of interscholastic athletic participants that are boys, (and place in Row 2, Column 3). Add Row 1, Column 3 plus Row 2, Column 3 to get total participants and place in Row 3, Column 3.

- 5) Calculate the percentage of female participation. (Row 1, Column 3 divided by Row 3, Column 3 and place in Row 1, Column 4.) Calculate the percentage of male participation. (Row 2, Column 3 divided by Row 3, Column 3 and place in Row 2, Column 4.) Note: Row 1, Column 4 plus Row 2, Column 4 should total 100%.

Note: While being within three percent is not a formal compliance standard; if the percent listed in Row 1, Column 4 is within 3% of Row 1, Column 2, then it provides a good target within which compliance is likely.

Principal's Signature:  Date: April 5, 2007

ACCOMMODATION OF INTERESTS AND ABILITIES**SUMMARY PROGRAM CHART 2****Participation Opportunities Test Two**

		Column 1	Column 2	Column 3	Column 4	Column 5
Program		Number of Teams Currently Offered	Number of Participants	Number of Teams Added Since the beginning of the 2002-2003 School Year	Number of Participants Added Since the beginning of the 2002-2003 School Year	Percent of Total Participation By Sex Added Since the beginning of the 2002-2003 School Year
GIRLS	Row 1	varsity:	7	63	1	10
	Row 2	j.v.:	3	39	0	1
	Row 3	frosh:	3	11	2	1
	Row 4	total:	13	113	3	12
BOYS	Row 5	varsity:	7	116	1	17
	Row 6	j.v.:	2	47	(1)	(8)
	Row 7	frosh:	1	11	0	1
	Row 8	total:	10	174	(1)	10

- 1) For Column 1, list the number of interscholastic teams offered for girls and boys at each competitive level (varsity, junior varsity, and freshman). For girls, total each of the entries in Rows 1, 2, and 3 into Row 4. For boys, total Rows 5, 6, and 7 into Row 8.
- 2) For Column 2, list the number of participants at each level. For girls, total each of the entries in Rows 1, 2, and 3 into Row 4. For boys, total Rows 5, 6, and 7 into Row 8. **Note:** The totals in Row 4 for girls and in Row 8 for boys must be the same as the totals in Form T-1, Column 3, Rows 1 and 2 respectively.
- 3) For Column 3, list the number of interscholastic teams that have been added in the last five years at each competitive level. Count each team added during the 5 year period only one time. e.g. Girl's junior varsity soccer was added 3 years ago, count the team only once, not 3 times. For girls, total the entries in Rows 1, 2, and 3 into Row 4. For boys, total Rows 5, 6, and 7 into Row 8.
- 4) For Column 4, list the number of participants that are currently on each level of the teams that were added in the last five years. If a team was added previously but no longer exists, there are no current participants to be added for that team. For girls, total the entries in Rows 1, 2, and 3 into Row 4. For boys, total Rows 5, 6, and 7 into Row 8.
- 5) For Column 5, calculate the percentage of participants that have been added in the last five years. For girls, take the number in Column 4, Row 4 and divide by the number in Column 2, Row 4. For boys, take the number in Column 4, Row 8 and divide it by the number in Column 2, Row 8.

Note: If the percentage of current participants added in the last five years is 25% or greater, compliance with Test Two may be possible. If less than 25%, then compliance with Test Three should be analyzed. **CAUTION:** 25% is not a formal compliance standard.

Principal's Signature: _____



Date: April 5, 2007

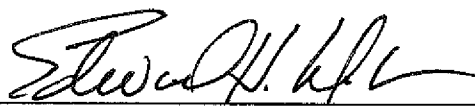
2006-2007
ACCOMMODATION OF INTERESTS AND ABILITIES
SUMMARY PROGRAM CHART 3

KHSAA
 Form T3
 Rev10/06

Participation Opportunities Test Three

FOR ANY QUESTION ANSWERED "YES" IDENTIFY THE RESPECTIVE SPORT(S).

	GIRLS (Yes / No)		BOYS (Yes / No)
1. For a sport <u>not</u> currently offered, is there sufficient interest, based on your most recent Student Interest Survey, to form a viable interscholastic team based on student responses from the interscholastic survey? If yes, what sport?	N		N
2. For a sport currently offered at the varsity level only, is there sufficient interest, based on your most recent Student Interest Survey, to form a viable team for a junior varsity or freshman team that is not currently offered?	N		N
3. For a sport <u>not</u> currently offered in your interscholastic athletics program, is there sufficient interest to form a viable interscholastic team based on participation on an intramural team or community recreation teams?	N		N
4. For a sport currently offered at the junior varsity or freshman level is there sufficient interest, based on your most recent Student Interest Survey, to form a varsity team not currently offered?	N		N
5. If you answered YES to question (1), (2), (3), or (4), are there enough high schools in your geographic area offering the sport (at the appropriate level) to allow for the development of a reasonable schedule of competition?			

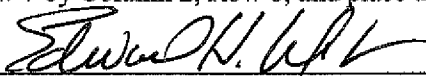
Principal's Signature:  Date: April 5, 2007

2006-2007
ACCOMODATION OF INTERESTS AND ABILITIES
SUMMARY PROGRAM CHART 4

Levels of Competition Test One

		Column 1	Column 2	Column 3
Girls	Team Levels	Number of Teams Currently Offered	Number of Participants	Percentage of Participants at Each Level
Row 1	varsity:	7	63	56%
Row 2	j.v.:	3	39	34%
Row 3	frosh:	3	11	10%
Row 4	total:	13	113	100%
Boys				
Row 5	varsity:	7	116	67%
Row 6	j.v.:	2	47	27%
Row 7	frosh:	1	11	6%
Row 8	total:	10	174	100%

- 1) Column 1, list the number of interscholastic teams offered for girls and boys at each competitive level; varsity, junior varsity, and freshman. (Refer to Form T-2, Accommodation of Interests and Abilities, Summary Program Chart 2, Column 1.)
- 2) For Column 2, list the number of participants at each level. For girls, total the entries in Rows 1, 2, and 3 into Row 4. For boys, total the entries in Rows 5, 6, and 7 into Row 8. (Refer to Form T-2, Accommodation of Interests and Abilities, Summary Program Chart 2, Column 2.)
- 3) For Column 3, calculate the percentage of female and male participants at each level.
For girls' varsity, junior varsity, and frosh, respectively:
 - Divide Column 2, Row 1 by Column 2, Row 4, and place the percentage in Column 3, Row 1.
 - Divide Column 2, Row 2 by Column 2, Row 4, and place the percentage in Column 3, Row 2.
 - Divide Column 2, Row 3 by Column 2, Row 4, and place the percentage in Column 3, Row 3.
 -
 For boys' varsity, junior varsity, and frosh, respectively:
 - Divide Column 2, Row 5 by Column 2, Row 8, and place the percentage in Column 3, Row 5.
 - Divide Column 2, Row 6 by Column 2, Row 8, and place the percentage in Column 3, Row 6.
 - Divide Column 2, Row 7 by Column 2, Row 8, and place the percentage in Column 3, Row 7.

Principal's Signature:  Date: April 5, 2007

**2006-2007
ACTUAL EXPENDITURES - PROGRAM COMPARISON CHART I
TO INCLUDE BOOSTER CLUB FUNDING**

	equipment and supplies		travel		awards		coaches' salaries (to include supplemental and extended employment; dollar amount required)		facilities improvements		publications (if sport-specific)	
	Expenditures		Expenditures		Expenditures		Expenditures		Expenditures		Expenditures	
	School	Booster	School	Booster	School	Booster	School	Booster	School	Booster	School	Booster
G basketball	3935.47	9066.95			256.88		14058.00			1104.52		
B basketball	2474.79	9066.95			186.00		12808.00			1104.52		
G softball	876.93	2520.98					2977.00		830.32	15303.27		
B baseball	1042.69	1740.27					3697.00			2275.73		
G cross country							1785.00			665.65		
B cross country							1785.00			665.65		
G golf	38.00						2358.00					
B golf												
G soccer												
B soccer												
G swimming												
B swimming												

1. Total expenditures on T-35 and T-36 on the 2006-2007 year report due by April 15, 2007, should reflect the total monies spent (rounded off to nearest hundred) for the entire school year of 2005-2006 ending June 30, 2006.
 2. Booster Club Funding/Contributions must be included in the above expenditures total. (Note: It is illegal for coaches to be paid by Booster Clubs Reference KHSAA Bylaw 27)

Edward H. White

Principal's Signature: _____

Date: 4/30/07

**2006-2007
ACTUAL EXPENDITURES - PROGRAM COMPARISON CHART 2
TO INCLUDE BOOSTER CLUB FUNDING**

	equipment and supplies		travel		awards		coaches' salaries (to include supplemental and extended employment; dollar amount required)		facilities improvements		publications (if sport-specific)	
	Expenditures	Expenditures	Expenditures	Expenditures	Expenditures	Expenditures	Expenditures	Expenditures	Expenditures	Expenditures	Expenditures	Expenditures
	School	Booster	School	Booster	School	Booster	School	# of Coaches	School	Booster	School	Booster
G track		1232.50	32.94		10.50		3436.00	2	626.02	5374.33		
B track		1232.50	32.94		10.50		3265.00	2	626.02	5352.33		
G tennis	310.95						2664.00	1	162.00			
B tennis												
G volleyball	3152.07	1984.00			98.75		5415.00	3		1104.52		
B wrestling	913.05	3131.50	593.00		89.00		5975.00	3	86.57			
G (list sport)												
B football	7453.15	5261.54			105.80		15973.50	8	626.02	5852.33		
G (list sport)												
B (list sport)												

1. Total expenditures on T-35 and T-36 on the 2006-2007 year report due by April 15, 2007, should reflect the total monies spent (rounded off to nearest hundred) for the entire school year of 2005-2006 ending June 30, 2006.

2. Booster Club Funding/Contributions must be included in the above expenditures totals. Indicate percentage of total expenditures for each gender: (If disparities are obvious, list on year Corrective Action Plan (T-60) what action you will take to correct the problem).

Gender	Expenditures	Percentage
Boys	\$ 93426.39	53.4%
Girls	\$ 81380.55	46.6%
Total:	\$ 174806.94	100%

Principal's Signature: Edward M. [Signature] Date: 4/30/07

2006-2007 KHSAA TITLE IX ATHLETICS AUDIT


KHSAA
Form T41
Rev. 10/06

Checklist - Overall Interscholastic Athletics Program

DIRECTIONS:

For the Areas of Compliance (Opportunities and Benefits) listed on the left hand side of the page, place a checkmark under the appropriate column identifying whether your school provided an advantage to the Girls' Program, or to the Boys' Program or to Neither Program.

Areas of Compliance:	ADVANTAGE TO:		
	GIRLS' PROGRAM	BOYS' PROGRAM	NEITHER PROGRAM
OPPORTUNITIES			
Accommodation of Interest and Abilities			X
BENEFITS			
Equipment and Supplies			X
Scheduling of Games and Practice Time			X
Travel and Per Diem Allowances			X
Coaching			X
Locker Rooms, Practice and Competitive Facilities			X
Medical and Training Facilities and Services			X
Publicity			X
Support Services			X
Athletic Scholarships			N/A
Tutoring			X
Housing and Dining Facilities and Services			N/A
Recruitment of Student Athletes			DNA

Principal's Signature:  Date: April 5, 2007


2006-2007
TITLE IX
CORRECTIVE ACTION PLAN

SCHOOL NAME
MOORE TRADITIONAL SCHOOL

DIRECTIONS:

1. For Column 1, indicate the intended area (Opportunities or Benefits) which needs corrective action in order to achieve gender equity. For Column 2, write the suggested change or activities that will correct the area in need of alteration. For Column 3, include the estimated completion date for the changes or activities.
2. It is possible to attain compliance with Title IX and no longer need "corrective" action. However, the KHSAA strongly encourages compliant schools to identify items for improvement (Column 1), activities to accomplish the improvement (Column 2) and a timetable for completion (Column 3) that will strengthen the athletic program.
3. You may copy this form as needed. Please attach corrective action plans along with audit forms and submit by April 15, 2007.

COLUMN 1	COLUMN 2	COLUMN 3
ITEM FOR CORRECTION/ IMPROVEMENT	SUGGESTED CHANGE/ ACTIVITIES	TIME TABLE FOR CORRECTIVE ACTION/ COMPLETION
RESTROOM/CONCESSION STAND BUILDING(S) NEED TO BE BUILT FOR SOFTBALL AND BASEBALL FIELDS	BUILD RESTROOM/CONCESSION BUILDINGS	SCHOOL AND BOOSTER CLUB CONTINUE TO EXPLORE COSTS AND FEASIBILITY OF BUILDING RESTROOM AND CONCESSION STANDS
INCREASE FEMALE PARTICIPATION	CONTINUE TO SURVEY STUDENTS FOR SPORTS INTEREST. INVOLVE FACULTY AND STAFF TO ENCOURAGE STUDENT PARTICIPATION	ONGOING

Principal's Signature:  Date: 4/4/07

**Moore Traditional School
Athletic Department**

6415 Outer Loop
Louisville, Kentucky 40228
(502) 485-8711
Fax: (502) 485-8168



**** THE NUMBER OF COACHES AND THEIR SALARIES ARE CONTROLLED BY THE JEFFERSON COUNTY BOARD OF EDUCATION. ATTACHED IS THE LISTING OF THE NUMBER OF COACHES AND THE SALARIES EACH RECEIVES**

EXTRA SERVICE PAY SCHEDULE 2006-07

ATHLETIC AND RELATED ACTIVITIES IN SENIOR HIGH SCHOOLS

TITLE		STEP 0	STEP 1	STEP 2	STEP 3	STEP 4
Athletic Director		4353	5034	5714	6394	7074
Head Football		3628	4195	4762	5329	5895
Head Basketball (1)		3628	4195	4762	5329	5895
Asst. Football		2177	2517	2857	3197	3537
JV Basketball (1)		2177	2517	2857	3197	3537
Track (1)		2177	2517	2857	3197	3537
Baseball		2177	2517	2857	3197	3537
Softball		2177	2517	2857	3197	3537
Wrestling		2177	2517	2857	3197	3537
Volleyball		2177	2517	2857	3197	3537
Cheerleaders		2177	2517	2857	3197	3537
JROTC Rifle Team		2177	2517	2857	3197	3537
Sch Tech Coordinator		2177	2517	2857	3197	3537
Drill Corps		1814	2101	2381	2664	2948
Cross Country (1)		1814	2101	2381	2664	2948
Field Hockey		1814	2101	2381	2664	2948
Soccer (1)		1814	2101	2381	2664	2948
Tennis (1)		1814	2101	2381	2664	2948
JV Volleyball		1451	1678	1905	2131	2358
Golf (1)		1451	1678	1905	2131	2358
Swimming		1451	1678	1905	2131	2358
Chess Sponsor		1451	1678	1905	2131	2358
ROTC Drill Team		1451	1678	1905	2131	2358
Asst. Wrestling	26	1451	1678	1905	2131	2358
Asst. Field Hockey	JV SCH	1451	1678	1905	2131	2358
Asst. Track (1)	32	1088	1259	1428	1598	1769
Asst. Soccer (1)	JV SCH	1088	1259	1428	1598	1769
Freshman Basketball (1)		1088	1259	1428	1598	1769
Freshman Football		1088	1259	1428	1598	1769

ASSISTANT ATHLETIC DIRECTOR'S (GAME MANAGERS)

TITLE		STEP 0	STEP 1	STEP 2	STEP 3	STEP 4
Assistant Athletic Director		1700	2000	2300	2600	3000

Schools will be required to pay the listed Board approved scale. However, step progression is not mandatory.

SCHOOL FUNDED SPORT/SUPPORT POSITIONS

TITLE		STEP 0	STEP 1	STEP 2	STEP 3	STEP 4
SCHOOL FUNDED SPORT/SUPPORT		200	500	800	1100	1400

Schools will be required to pay the listed Board approved scale. However, step progression is not mandatory.

OTHER ACTIVITIES IN SENIOR HIGH SCHOOLS AND *YPAS

Title	STEP 0	STEP 1	STEP 2	STEP 3	STEP 4
Band Director	3265	3776	4285	4796	5306
Acad Comp Coordinator	2177	2517	2857	3197	3537
Asst Band Director	1451	1678	1905	2131	2358
*Choral Director	1451	1678	1905	2131	2358
Newspaper Sponsor	1451	1678	1905	2131	2358
Yearbook Sponsor	1451	1678	1905	2131	2358
*Drama Sponsor	1451	1678	1905	2131	2358
Speech and Debate	1451	1678	1905	2131	2358
*Instrumental Band Dir	1451	1678	1905	2131	2358
*Instrumental Strings Dir	1451	1678	1905	2131	2358
Orchestra (Concert) Dir	1451	1678	1905	2131	2358
Quick Recall Sponsor	1451	1678	1905	2131	2358
**JV Quick Recall Sponsor	500				
**Future Problem Solving Sponsor	318				

Band Director: Out of County Band Camp \$80.00 per day, Maximum 7 days

ATHLETIC AND RELATED ACTIVITIES IN MIDDLE SCHOOLS

TITLE	STEP 0	STEP 1	STEP 2	STEP 3	STEP 4
School Tech Coordinator	1814	2101	2381	2664	2948
Basketball (1)	1088	1259	1428	1598	1769
Academic Competition	1088	1259	1428	1598	1769
Cheerleaders	726	839	952	1066	1179
Drill Corps	363	419	476	533	590
Quick Recall	363	419	476	533	590
Future Problem Solving	363	419	476	533	590
Activities Sponsor	363	419	476	533	590

ACTIVITIES IN ELEMENTARY SCHOOLS

TITLE	STEP 0	STEP 1	STEP 2	STEP 3	STEP 4
School Tech Coordinator	1451	1678	1905	2131	2358

EXTRA SERVICE RATES

TITLE	DUTY	RATE
TUTORING	After school activities – not instruction (CERTIFIED ONLY)	\$13.26 per hour
CERTIFIED	Other Extra Service Duties	\$10.00 per hour
CERTIFIED	Stipend Pay - Example - \$25.00 selling tickets	\$10.00 per hour
CLASSIFIED: 1A -1B	Are to be paid their hourly rate and time and a half over 40 hours for any Extra Service performed.	Hourly + overtime
CLASSIFIED SUBSTITUTES	Clerical, Food Service, Custodian, Instructional Assistants, Bus Monitors	\$8.00 per hour

(1) Increment times 1.5 is paid to a person who coaches both teams.

2 Increment is for teams which meet approved participation levels.

3 Increment is for 100 or more members of marching band.

** Paid by the Academic Competition Department and not subject to step increases.

Jefferson County Public Schools Coaches' Hiring Per Sport

Listed are the maximum number of coaches allowed per sport for the Jefferson County Public Schools. Schools may hire additional coaches at the established pay scale unless otherwise noted. Hiring additional coaches is at the discretion of the local schools.

Baseball: Total 6		Field Hockey: Total 6		Swimming: (2 boys'/2 girls') Total 4	
Board Paid: Head Coach 1		Board Paid: Head Coach 1		Board Paid: Head Coaches	
School Paid: Varsity Assistant 1 [^]		Varsity Assistant 1		(1 boys'/1 girls') 2	
JV 2 [^]		School Paid: JV 2*		School Paid: Assistant Coaches	
Grade Nine 2 [^]		Grade Nine 2 [^]		(1 boys'/1 girls') 2 [^]	
Basketball: (4 boys'/4 girls') Total 8		Football: Total 10		Tennis: (2 boys'/2 girls') Total 4	
Board Paid: Head Coaches		Board Paid: Head Coach 1		Board Paid: Head Coaches	
(1 boys'/1 girls') 2		Varsity Assistants 3		(1 boys'/1 girls') 2	
JV Coaches		Grade Nine 2		School Paid: Assistant Coaches	
(1 boys'/1 girls') 2		School Paid: JV 2*		(1 boys'/1 girls') 2 [^]	
Grade Nine		Grade Nine 2		Track: (4 boys'/4 girls') Total 8	
(1 boys'/1 girls') 2		Golf: (2 boys'/2 girls') Total 4		Board Paid: Head Coaches 2	
School Paid: Varsity Assistants		Board Paid: Head Coaches		(1 boys'/1 girls') 2	
(1 boys'/1 girls') 2*		(1 boys'/1 girls') 2		Assistant Coaches	
Cheerleading: Total 5		School Paid: Varsity Assistants		(1 boys'/1 girls') 2	
Board Paid: Varsity Sponsor 1		(1 boys'/1 girls') 2 [^]		School Paid: Assistant Coaches	
School Paid: Varsity Assistant 1 [^]		Soccer—Boys': Total 4		(2 boys'/2 girls') 4*	
JV/Grade Nine 1 [^]		Board Paid: Head Coach 1		Volleyball: Total 4	
Varsity Assistants 1 [^]		JV 1		Board Paid: Head Coach 1	
Grade Nine Assistant 1 [^]		School Paid: Varsity Assistant 1*		JV 1	
Cross-Country: (2 boys'/2 girls') Total 4		Grade Nine 1		School Paid: Varsity Assistant 1*	
Board Paid: Head Coaches		Soccer—Girls': Total 4		Grade Nine 1 [^]	
(1 boys'/1 girls') 2		Board Paid: Head Coach 1		Wrestling: Total 3	
School Paid: Varsity Assistants		JV 1		Board Paid: Head Coach 1	
(1 boys'/1 girls') 2 [^]		School Paid: Varsity Assistant 1*		Assistant 1	
Dance: Total 3		Grade Nine 1 [^]		School Paid: Assistant 1*	
Board Paid: Varsity Sponsor 1		Softball: Total 6			
School Paid: Varsity Assistants 2 [^]		Board Paid: Head Coach 1			
Drama: Total 3		School Paid: Varsity Assistant 1 [^]			
Board Paid: Sponsor 1		JV 2 [^]			
School Paid: Sponsors 2 [^]		Grade Nine 2 [^]			

* Must pay salary from Board scale

[^] Must pay salary from supplemental Board-approved salary schedule