



Kentucky High School Athletic Association

2280 Executive Drive • Lexington, KY 40505 • www.khsaa.org • (859)299-5472 (859)293-5999 (fax)

MEMORANDUM

To: Superintendent, Principal, and Athletic Director
Raceland High School

From: Brigid L. DeVries, Commissioner
Larry Boucher, Assistant Commissioner


Date: May 17, 2007

Subject: 2006-2007 Title IX Annual Report Forms Submission

Enclosed please find a copy of Form T-65, the 2006-2007 KHSAA Title IX Annual Report Submission Status Report. In addition, you may find an attachment with corrected copies of the forms submitted by your school personnel. Please review this information so the forms can be completed accurately in the future.

Also, KHSAA Audit Team Members may have requested resubmission of some of the 2006-2007 Annual Report Forms or need additional information on your athletic programs. Please submit this information by the date requested if this is applicable. Copies and all KHSAA Title IX documents must be kept current and included in your permanent Title IX File at the school. All documents are subject to Open Records Requests.

Should you need any further information, please do not hesitate to call anytime.



**KHSAA TITLE IX
ANNUAL REPORT SUBMISSION
STATUS REPORT
2006-2007**

KHSAA
Form T65 Revised 8/05

TO: KHSAA Member School Superintendents, Principals, and Athletic Directors

FROM: Brigid L. DeVries, Commissioner
Larry Boucher, Assistant Commissioner

DATE: 5/17/2007

School	Raceland High School	Reviewed by	Gordon Bocock
--------	----------------------	-------------	---------------

The following is a status report regarding the required 2006 - 2007 Title IX Annual Report submission of forms due into the KHSAA office by April 15, 2007. Appropriate KHSAA Audit Team personnel have reviewed these forms and the following is a summary of this review.

I. Checklist of Forms properly submitted in a satisfactory manner:

X	GE 19 (Annual Verification)	X	T-35 (Budget Expenses)
X	T-1 (Summary Program Chart 1)	X	T-36 (Budget Expenses)
X	T-2 (Summary Program Chart 2)	X	T-41 (Checklist – Overall Interscholastic Program)
X	T-3 (Summary Program Chart 3)	X	T-60 (Corrective Action Plan)
X	T-4 (Summary Program Chart 4)		T-63 (Interscholastic Survey Results)

II. Status

A.		2006– 2007 Forms are satisfactory and no further information or action is necessary at this time.
B.		Errors have been noted with respect to the following forms:
C.		The following forms were omitted and must be submitted by school representatives:
D.	X	Other Recommendation and Comments: A pattern appears to be developing that the Gender Equity Review Committee needs to review. Over the past two years the T-35 and T-36 have indicated the following: 2006 Annual Report - amount spent per male athlete \$495, female athlete \$338 for a difference of \$157. The 2007 Annual Report shows, amount spent per male athlete \$740, female athlete \$581 for a difference of \$159. When you are a football playing school and are above \$100 difference in spending the Gender Equity Review Committee needs to look at and address a potential red flag issue in spending. You did a good job pointing out and explaining the differences in various areas of boys and girls spending. It is recommended that parents be added to the Gender Equity Review Committee.



**KENTUCKY HIGH SCHOOL ATHLETIC ASSOCIATION
2006-2007 ANNUAL VERIFICATION OF TITLE IX PROCEDURES**

KHSAA Form GE19
Rev.10/06

(To be submitted by April 15, 2007 along with other required forms)

The Raceland-Worthington High School, Raceland, Kentucky
(Name of High School) (City)

certifies to the Kentucky High School Athletic Association that the following is an accurate and true representation of the facts surrounding compliance with 20 U.S.C. Sections 1681-1688, et. Seq. (also known as Title IX)

I certify the following provisions in accordance with records at the school contained in the permanent Title IX file, at least one copy of which must be maintained in the Principal's office, and to the best of my knowledge have completed the following tasks (All boxes must be checked).

- ☒ Established a gender equity committee at the high school. (list committee personnel and provide attachment if necessary)

Name	Address	Phone	Title
(Supt., Principal, Student, Parent, Coach, Etc.)			

Bill Farley	600 Ram Blvd., Raceland, KY 41169	(606) 833-1104	Athletic Director
Frank Melvin	600 Ram Blvd., Raceland, KY 41169	(606) 836-2144	Superintendent
Larry Coldiron	500 Ram Blvd., Raceland, KY 41169	(606) 836-8221	Principal, RWHS
P. D. Harris	500 Ram Blvd., Raceland, KY 41169	(606) 836-8221	Coach
Kandi Parker	500 Ram Blvd., Raceland, KY 41169	(606) 836-8221	Coach
Kylie Fannin	109 Tango Ave., Raceland, KY 41169	(606) 836-8340	Student
Tyler Boyles	605 Brown St., Raceland, KY 41169	(606) 836-8407	Student

Parents

- ☒ Scheduled a minimum of three meetings during the 2006-2007 school year on the following dates:

September 7, 2006
December 7, 2006
March 8, 2007

- ☒ Designated the following person(s) as the Title IX coordinator for the school:

Bill Farley	Athletic Director	600 Ram Blvd., Raceland, KY 41169	(606) 833-1104
Name	Title	Address	Phone

- ☒ Designated the following person(s) as the Title IX coordinator for the district:

Bill Farley	Athletic Director	600 Ram Blvd., Raceland, KY 41169	(606) 833-1104
Name	Title	Address	Phone

- ☒ School personnel are continuing to make periodic reviews of the boys' and girls' athletics program reflected in the Corrective Action Plan.

- ☒ In addition to the above information, the above referenced school maintains a complete permanent file relative to Title IX records including copies of the self-assessment audit, all corrective action plans, and other related materials.

Larry Coldiron
Principal's Signature

April 9th
Date

2007

Frank Melvin
Superintendent Signature

Stephen Burkhart
School Board Chairpersons' Signature

(Send original copy to KHSAA - Maintain duplicate in Title IX school folder)

2006-2007
ACCOMMODATION OF INTERESTS AND ABILITIES
SUMMARY PROGRAM CHART 1

KHSAA
Form T1
Rev.10/06

Participation Opportunities Test One

		(Column 1)	(Column 2)	(Column 3)	(Column 4)
	Program	Enrollment	Percentage of Total Enrollment	Number of Interscholastic Participants (double and triple count)	Percentage of Total Participation
Row 1	GIRLS	142	47 % ✓	110	39 %
Row 2	BOYS	160	53 %	169	61 %
Row 3	Totals	302 ✓	100%	279 ✓	100%

Instructions:

*Number of 8th grade students & below used in Column 3 and Column 4 calculations if applicable: 15

- 1) Determine the total number of girls enrolled, (place in Row 1, Column 1). Determine the total number of boys enrolled, (place in Row 2, Column 1).
- 2) Add the total number of girls and boys enrolled to determine total enrollment, (place in Row 3, Column 1).
- 3) Calculate the percentage of total enrollment that is female. (Divide Row 1, Column 1 by Row 3, Column 1 and place in Row 1, Column 2.) Calculate the percentage of total enrollment that is male. (Divide Row 2, Column 1 by Row 3, Column 1 and place in Row 2, Column 2.) Note: Row 1, Column 2 plus Row 2, Column 2 should total 100%.
- 4) Ask the head coaches to review the most updated eligibility or squad lists for their teams. Ask coaches to confirm the names of those individuals who are on the team as of the first **date of regular season competition**, and cross out the names of those who were cut from the team or quit the team prior to the first regular season competitive event. Determine the total number of interscholastic athletics participants that are girls, (and place in Row 1, Column 3). In order to determine the total number of athletics participants, an individual should be counted each time he or she participates on a team. For example, if Jane Doe competes on the varsity volleyball team, the junior varsity volleyball team, the junior varsity basketball team, and the varsity softball team, she should be counted as four participants (**do not include club or intramural sports participants, cheerleaders, dance teams, or pom squads**). Calculate the same way for boys and girls. * In addition, should 8th grade students and below play on a Freshman, Junior Varsity, or Varsity team, they should also be counted for each team and sport on which they participate. If applicable, please asterisk the above notation as to how many 8th grade students & below are included in the totals.

Using the same procedure, determine the total number of interscholastic athletic participants that are boys, (and place in Row 2, Column 3). Add Row 1, Column 3 plus Row 2, Column 3 to get total participants and place in Row 3, Column 3.

- 5) Calculate the percentage of female participation. (Row 1, Column 3 divided by Row 3, Column 3 and place in Row 1, Column 4.) Calculate the percentage of male participation. (Row 2, Column 3 divided by Row 3, Column 3 and place in Row 2, Column 4.) Note: Row 1, Column 4 plus Row 2, Column 4 should total 100%.

Note: While being within three percent is not a formal compliance standard; if the percent listed in Row 1, Column 4 is within 3% of Row 1, Column 2, then it provides a good target within which compliance is likely.

Principal's Signature: _____

Date: 4/9/07

2006-2007
ACCOMMODATION OF INTERESTS AND ABILITIES
SUMMARY PROGRAM CHART 2

KHSAA
Form T2
Rev. 10/06

Participation Opportunities Test Two

		Column 1	Column 2	Column 3	Column 4	Column 5
Program		Number of Teams Currently Offered	Number of Participants	Number of Teams Added Since the beginning of the 2002-2003 School Year	Number of Participants Added Since the beginning of the 2002-2003 School Year	Percent of Total Participation By Sex Added Since the beginning of the 2002-2003 School Year
GIRLS	Row 1	varsity:	7	72		
	Row 2	j.v.:	3	30		
	Row 3	frosh:	1	8		
	Row 4	total:	11	110		
BOYS	Row 5	varsity:	7	116		
	Row 6	j.v.:	3	46		
	Row 7	frosh:	1	7		
	Row 8	total:	11	169		

- 1) For Column 1, list the number of interscholastic teams offered for girls and boys at each competitive level (varsity, junior varsity, and freshman). For girls, total each of the entries in Rows 1, 2, and 3 into Row 4. For boys, total Rows 5, 6, and 7 into Row 8.
- 2) For Column 2, list the number of participants at each level. For girls, total each of the entries in Rows 1, 2, and 3 into Row 4. For boys, total Rows 5, 6, and 7 into Row 8. **Note:** The totals in Row 4 for girls and in Row 8 for boys must be the same as the totals in Form T-1, Column 3, Rows 1 and 2 respectively.
- 3) For Column 3, list the number of interscholastic teams that have been added in the last five years at each competitive level. Count each team added during the 5 year period only one time. e.g. Girl's junior varsity soccer was added 3 years ago, count the team only once, not 3 times. For girls, total the entries in Rows 1, 2, and 3 into Row 4. For boys, total Rows 5, 6, and 7 into Row 8.
- 4) For Column 4, list the number of participants that are currently on each level of the teams that were added in the last five years. If a team was added previously but no longer exists, there are no current participants to be added for that team. For girls, total the entries in Rows 1, 2, and 3 into Row 4. For boys, total Rows 5, 6, and 7 into Row 8.
- 5) For Column 5, calculate the percentage of participants that have been added in the last five years. For girls, take the number in Column 4, Row 4 and divide by the number in Column 2, Row 4. For boys, take the number in Column 4, Row 8 and divide it by the number in Column 2, Row 8.

Note: If the percentage of current participants added in the last five years is 25% or greater, compliance with Test Two may be possible. If less than 25%, then compliance with Test Three should be analyzed. **CAUTION:** 25% is not a formal compliance standard.

Principal's Signature: _____

Date: 4/9/07

2006-2007
ACCOMMODATION OF INTERESTS AND ABILITIES
SUMMARY PROGRAM CHART 3

KHSAA
Form T3
Rev10/06

Participation Opportunities Test Three

FOR ANY QUESTION ANSWERED "YES" IDENTIFY THE RESPECTIVE SPORT(S).

	GIRLS (Yes / No)		BOYS (Yes / No)
1. For a sport <u>not</u> currently offered, is there sufficient interest, based on your most recent Student Interest Survey, to form a viable interscholastic team based on student responses from the interscholastic survey? If yes, what sport?	No		No
2. For a sport currently offered at the varsity level only, is there sufficient interest, based on your most recent Student Interest Survey, to form a viable team for a junior varsity or freshman team that is not currently offered?	No		No
3. For a sport <u>not</u> currently offered in your interscholastic athletics program, is there sufficient interest to form a viable interscholastic team based on participation on an intramural team or community recreation teams?	No		No
4. For a sport currently offered at the junior varsity or freshman level is there sufficient interest, based on your most recent Student Interest Survey, to form a varsity team not currently offered?	No		No
5. If you answered YES to question (1), (2), (3), or (4), are there enough high schools in your geographic area offering the sport (at the appropriate level) to allow for the development of a reasonable schedule of competition?	N/A		N/A

Principal's Signature: _____

James J. Coldiron

Date: _____

4/9/07

2006-2007
ACCOMODATION OF INTERESTS AND ABILITIES
SUMMARY PROGRAM CHART 4

Levels of Competition Test One

		Column 1	Column 2	Column 3
Girls	Team Levels	Number of Teams Currently Offered	Number of Participants	Percentage of Participants at Each Level
Row 1	varsity:	7	72	66 %
Row 2	j.v.:	3	30	27 %
Row 3	frosh:	1	8	7 %
Row 4	total:	11	110	100%
Boys				
Row 5	varsity:	7	116	69 %
Row 6	j.v.:	3	46	27 %
Row 7	frosh:	1	7	4 %
Row 8	total:	11	169	100%

- 1) Column 1, list the number of interscholastic teams offered for girls and boys at each competitive level; varsity, junior varsity, and freshman. (Refer to Form T-2, Accommodation of Interests and Abilities, Summary Program Chart 2, Column 1.)
- 2) For Column 2, list the number of participants at each level. For girls, total the entries in Rows 1, 2, and 3 into Row 4. For boys, total the entries in Rows 5, 6, and 7 into Row 8. (Refer to Form T-2, Accommodation of Interests and Abilities, Summary Program Chart 2, Column 2.)
- 3) For Column 3, calculate the percentage of female and male participants at each level.
For girls' varsity, junior varsity, and frosh, respectively:
 - Divide Column 2, Row 1 by Column 2, Row 4, and place the percentage in Column 3, Row 1.
 - Divide Column 2, Row 2 by Column 2, Row 4, and place the percentage in Column 3, Row 2.
 - Divide Column 2, Row 3 by Column 2, Row 4, and place the percentage in Column 3, Row 3.
 -
 For boys' varsity, junior varsity, and frosh, respectively:
 - Divide Column 2, Row 5 by Column 2, Row 8, and place the percentage in Column 3, Row 5.
 - Divide Column 2, Row 6 by Column 2, Row 8, and place the percentage in Column 3, Row 6.
 - Divide Column 2, Row 7 by Column 2, Row 8, and place the percentage in Column 3, Row 7.

Principal's Signature: _____

Date: _____

**2006-2007
ACTUAL EXPENDITURES - PROGRAM COMPARISON CHART 1
TO INCLUDE BOOSTER CLUB FUNDING**

	equipment and supplies		travel		awards		coaches' salaries (to include supplemental and extended employment; <i>dollar amount required</i>)		facilities improvements		publications (if sport-specific)	
	Expenditures		Expenditures		Expenditures		Expenditures		Expenditures		Expenditures	
	School	Booster	School	Booster	School	Booster	School	# of Coaches	School	Booster	School	Booster
G basketball	\$ 3,640	\$ 1,300	\$ 1,400	\$6,400 ¹	\$ 400	\$ 300	\$ 17,100	5	\$ 900	\$ 3,300 ²		
B basketball	\$ 6,700 ³	\$ 200	\$ 4,900 ⁴	\$ 3,200	\$ 2,000 ⁵	\$ 400	\$ 17,000	5	\$ 900	\$ 900		
G softball	\$ 100	\$ 1,600 ⁶	\$ 300	\$ 1,200	\$ 100	\$ 200	\$ 6,700	3		\$ 400		
B baseball	\$ 900	\$ 200	\$ 500	\$ 9,000 ⁷		\$ 200	\$ 8,100	4	\$ 200	\$ 300		
G cross country	\$ 500		\$ 400		\$ 100		\$ 1,100	1				
B cross country	\$ 500		\$ 400		\$ 100		\$ 1,100	1				
G golf			\$ 900				\$ 2,500	1				
B golf	\$ 100		\$ 1,400		\$ 200		\$ 2,200	1				
G soccer												
B soccer												
G swimming												
B swimming												

1. Total expenditures on T-35 and T-36 on the 2006-2007 year report due by April 15, 2007, should reflect the total monies spent (rounded off to nearest hundred) for the entire school year of 2005-2006 ending June 30, 2006.

2. Booster Club Funding/Contributions must be included in the above expenditures total. (Note: It is illegal for coaches to be paid by Booster Clubs Reference KHSAA Bylaw 27)

Principal's Signature: _____

Date: 4/9/07

**2006-2007
ACTUAL EXPENDITURES - PROGRAM COMPARISON CHART 2
TO INCLUDE BOOSTER CLUB FUNDING**

	equipment and supplies		travel		awards		coaches' salaries (to include supplemental and extended employment; dollar amount required)		facilities improvements		publications (if sport-specific)	
	Expenditures		Expenditures		Expenditures		Expenditures		Expenditures		Expenditures	
	School	Booster	School	Booster	School	Booster	School	# of Coaches	School	Booster	School	Booster
G track	\$ 700		\$ 100				\$ 3,800	2				
B track	\$ 700		\$ 300				\$ 3,800	2				
G tennis	\$ 700		\$ 100		\$ 200		\$ 2,500	1				
B tennis	\$ 700		\$ 100		\$ 200		\$ 2,500	1				
G volleyball			\$ 100				\$ 5,000	2				
B wrestling												
G (list sport)												
B football	\$ 10,600	\$ 700	\$ 3,000	\$ 8,000	\$ 2,100	\$ 400	\$ 28,800	10	\$ 1,700			
G (list sport)												
B (list sport)												

1. Total expenditures on T-35 and T-36 on the 2006-2007 year report due by April 15, 2007, should reflect the total monies spent (rounded off to nearest hundred) for the entire school year of 2005-2006 ending June 30, 2006.

2. Booster Club Funding/Contributions must be included in the above expenditures totals.

Indicate percentage of total expenditures for each gender: (If disparities are obvious, list on your Corrective Action Plan (T-60) what action you will take to correct the problem).

Gender	Expenditures	Percentage
Boys	\$ 125,200.00 169	66% \$ 740,822
Girls	\$ 64,000.00 110	34% 581,81
Total:	\$ 189,200.00	100%

Principal's Signature:  Date: 4/9/07

SCHOOL NAME

Raceland-Worthington High School


**2006-2007
TITLE IX**

CORRECTIVE ACTION PLAN

DIRECTIONS:

1. For Column 1, indicate the intended area (Opportunities or Benefits) which needs corrective action in order to achieve gender equity. For Column 2, write the suggested change or activities that will correct the area in need of alteration. For Column 3, include the estimated completion date for the changes or activities.
2. It is possible to attain compliance with Title IX and no longer need "corrective" action. However, the KHSAA strongly encourages compliant schools to identify items for improvement (Column 1), activities to accomplish the improvement (Column 2) and a timetable for completion (Column 3) that will strengthen the athletic program.
3. You may copy this form as needed. Please attach corrective action plans along with audit forms and submit by April 15, 2007.

COLUMN 1	COLUMN 2	COLUMN 3
ITEM FOR CORRECTION/ IMPROVEMENT	SUGGESTED CHANGE/ ACTIVITIES	TIME TABLE FOR CORRECTIVE ACTION/ COMPLETION
1. Girl's Basketball went to a basketball camp over the summer.	Boy's Basketball held their own basketball camp over the summer.	N / A
2. Girl's Basketball purchased Smart Board for Locker room.	Boy's Basketball purchased Smart Board last year.	N / A
3. Boy's Basketball purchased practice uniforms.	Girl's Basketball purchased game and practice uniforms this year.	Fall - 2006
4. Boy's Basketball coaches went to coaching clinics and scouting teams.	Girl's Basketball coaches didn't go to coaching clinics and scouting teams.	N / A
5. Boy's Basketball graduated 6 seniors, Girl's Basketball graduated 0.	N / A	N / A
6. Girl's Softball purchased game uniforms.	Boy's Baseball purchased game uniforms several years ago.	N / A
7. Boy's Baseball traveled to Coco Expo on Spring Break.	Girl's Softball trip cancelled due to bad weather.	Spring -- 2007 Baseball went to Coco Expo & Softball went to Myrtle Beach.
Softball Press Box	Improve existing facility	Spring -- Fall 2007 (as funds are made available)

Principal's Signature: 

Date: 4/9/07

2006-2007 KHSAA TITLE IX ATHLETICS AUDIT

KHSAA
Form T41
Rev. 10/06

Checklist - Overall Interscholastic Athletics Program

DIRECTIONS:

For the Areas of Compliance (Opportunities and Benefits) listed on the left hand side of the page, place a checkmark under the appropriate column identifying whether your school provided an advantage to the Girls' Program, or to the Boys' Program or to Neither Program.

Areas of Compliance:	ADVANTAGE TO:		
	GIRLS' PROGRAM	BOYS' PROGRAM	NEITHER PROGRAM
OPPORTUNITIES			
Accommodation of Interest and Abilities			X
BENEFITS			
Equipment and Supplies			X
Scheduling of Games and Practice Time			X
Travel and Per Diem Allowances			X
Coaching			X
Locker Rooms, Practice and Competitive Facilities			X
Medical and Training Facilities and Services			X
Publicity			X
Support Services			X
Athletic Scholarships			X
Tutoring			X
Housing and Dining Facilities and Services			X
Recruitment of Student Athletes			X

Principal's Signature: Sam J. Collier Date: 4/9/07



**KHSAA TITLE IX RE-VISIT
VERIFICATION OF FORMS
2007-2008 SCHOOL YEAR**

KHSAA
Form T50
Rev. 08/07
Page 1 of 2

The

Raceland-Worthington
High School

Raceland
City

, Kentucky

certifies to the KHSAA that the following is an accurate and true representation of the facts surrounding compliance with 20 V.S.C. Sections 1681-1688, it. Seq. (also known as Title IX).

The following persons are to be identified:





School District Title IX Coordinator:

Name	Bill Farley
Professional Title	Athletic Director
Phone Number	(606) 833-1104
Address	600 Ram Blvd. Raceland, KY 41169

School Title IX Coordinator:

Name	Bill Farley
Professional Title	Athletic Director
Phone Number	(606) 833-1104
Address	600 Ram Blvd. Raceland, KY 41169

The following *signatures* verify the authenticity of the documents included:

	SIGNATURE	DATE
Principal		9/27/07
School Title IX Coordinator		9/27/07
Superintendent	Frank Melton	9/27/07
District Title IX Coordinator		9/27/07
School Board Chairperson		9/27/07



KHSAA TITLE IX RE-VISIT VERIFICATION OF FORMS 2007-2008 SCHOOL YEAR

KHSAA
Form T50
Rev. 08/07
Page 2 of 2

School Name: Raceland-Worthington High School

Gender Equity Review Committee Members:

MEMBER NAME	TITLE	SIGNATURE	DATE	(✓)*
Bill Farley	Athletic Director		9/27/07	✓
Larry Coldiron	Principal, RWHS		9/27/07	✓
Randy Helton	Assistant Football Coach		9/27/07	✓
Kim Sexton	Assistant Softball Coach		9/27/07	✓
Kim Carver	Parent	ABSENT		
Rachel Vanderhoof	Female Student Athlete		9/27/07	✓
Tyler Boyles	Male Student Athlete		9/27/07	✓

- Please check (✓) if Committee member has reviewed this final submission.



KHSAA TITLE IX RE-VISIT PARTICIPATION OPPORTUNITIES – SUMMARY CHART 2007-2008 SCHOOL YEAR

KHSAA
Form T70
Rev. 08/07
f:\Forms\T70.doc

ATHLETIC PARTICIPATION OPPORTUNITIES				
TEST I (Proportionality)			TEST II (History)	TEST III (Interest)
SCHOOL Raceland Worthington High School	COLUMN 1 PERCENTAGE OF TOTAL ENROLLMENT BY GENDER	COLUMN 2 PERCENTAGE OF TOTAL PARTICIPATION BY GENDER	COLUMN 3 PERCENT OF TOTAL PARTICIPATION BY GENDER ADDED IN THE PAST 3 YEARS	COLUMN 4 BASED ON RESPONSES TO THE 2005-2006 INTERSCHOLASTIC SURVEY, WAS THERE SUFFICIENT INTEREST TO FORM A VIABLE INTERSCHOLASTIC TEAM NOT ALREADY PROVIDED? (Yes/No) IF YES, IDENTIFY THE SPORT(S)
	SCHOOL YEAR:			
	2004-2005	47%	45.6%	35.3% NO
	2005-2006	48.8%	42.5%	27.4% N/A
GIRLS	2006-2007	47%	39%	N/A NO
	SCHOOL YEAR:			
	2004-2005	53%	54.4%	N/A NO
	2005-2006	51.2%	57.5%	N/A N/A
BOYS	2006-2007	53%	61%	N/A NO

Principal's Signature *[Signature]*

DIRECTIONS FOR COMPLETING EACH COLUMN ARE ENUMERATED ON PAGES 4 & 5



KHSAA TITLE IX RE-VISIT BENEFITS – SUMMARY CHART 1 2007-2008 SCHOOL YEAR

KHSAA
Form T71
Rev. 08/07
Forms/T71.doc

School Raceland-Worthington High School

BENEFITS									
	SCHEDULING			COACHING		SUPPORT SERVICES			
	COLUMN 1 NUMBER OF SCHEDULED REGULAR SEASON VARSITY CONTESTS	COLUMN 2 NUMBER OF HOME "PRIME DATE" CONTESTS (either Friday, Saturday or Sunday)		COLUMN 3 EXPENDITURES FOR ALL COACHES' SALARIES*	COLUMN 4 IS THE HEAD COACH EMPLOYED FULL-TIME ON-CAMPUS? (Y/N)	COLUMN 5 EXPENDITURES FOR EQUIPMENT AND SUPPLIES*	COLUMN 6 EXPENDITURES FOR ANNUAL DUES AND FEES, CLINICS, CAMPS, WORKSHOPS, SEMINARS, COACHES ASSOC., ETC.*	COLUMN 7 EXPENDITURES FOR PROMOTIONS/ RECOGNITION* (PUBLICITY, AWARDS, BANQUETS, ETC.)	COLUMN 8 EXPENDITURES FOR TRAVEL & PER DIEM*
	2006-2007	2007-2008	2006-2007	2007-2008	2006-2007	2006-2007	2006-2007	2006-2007	2006-2007
G basketball	23	23	4	4	\$ 17,100	YES	\$ 4,900	\$ 700	\$ 7,800
B basketball	23	23	3	4	\$ 17,000	YES	\$ 6,900	\$ 2400	\$ 8,100
G softball	30	36			\$ 6,700	YES	\$ 1,700	\$ 300	\$ 1,500
B baseball	30	36			\$ 8,100	YES	\$ 1,100	\$ 200	\$ 9,500
G cross country	11	11			\$ 1,100	NO	\$ 500	\$ 100	\$ 400
B cross country	11	11			\$ 1,100	NO	\$ 500	\$ 100	\$ 400
G golf	12	16			\$ 2,500	YES	N/A	N/A	\$ 900
B golf	12	14			\$ 2,200	YES	\$ 100	\$ 200	\$ 1,400
G soccer	N/A	N/A			N/A	N/A	N/A	N/A	N/A
B soccer	N/A	N/A			N/A	N/A	N/A	N/A	N/A

* - Round off Expenditures to the nearest dollar



KHSAA
Form T72
Rev. 08/07
f:/Forms/T72.doc

Raceland-Worthington High School

BENEFITS

	SCHEDULING			COACHING		SUPPORT SERVICES			
	COLUMN 1 NUMBER OF SCHEDULED REGULAR SEASON VARSITY CONTESTS	COLUMN 2 NUMBER OF HOME "PRIME DATE" CONTESTS (either Friday, Saturday or Sunday)		COLUMN 3 EXPENDITURES FOR ALL COACHES' SALARIES*	COLUMN 4 IS THE HEAD COACH EMPLOYED FULL-TIME ON-CAMPUS? (Y/N)	COLUMN 5 EXPENDITURES FOR EQUIPMENT AND SUPPLIES*	COLUMN 6 EXPENDITURES FOR ANNUAL DUES AND FEES, CLINICS, CAMPS, WORKSHOPS, SEMINARS, COACHES ASSOC., ETC.*	COLUMN 7 EXPENDITURES FOR PROMOTIONS/ RECOGNITION* (PUBLICITY, AWARDS, BANQUETS, ETC.)	COLUMN 8 EXPENDITURES FOR TRAVEL & PER DIEM*
	2006-2007	2007-2008	2005-2006	2007-2008	2006-2007	2007-2008	2006-2007	2006-2007	2006-2007
G swimming	N/A	N/A			N/A	N/A	N/A	N/A	N/A
B swimming	N/A	N/A			N/A	N/A	N/A	N/A	N/A
G track	12	N/A			\$ 3,800	NO	\$ 700	N/A	\$ 100
B track	12	N/A			\$ 3,800	YES	\$ 700	N/A	\$ 300
G tennis	11	N/A			\$ 2,500	YES	\$ 700	\$ 200	\$ 100
B tennis	11	N/A			\$ 2,500	YES	\$ 700	\$ 200	\$ 100
G volleyball	18	17			\$ 5,000	YES	N/A	N/A	\$ 100
B wrestling	N/A	N/A			N/A	N/A	N/A	N/A	N/A
G (list sport)	N/A	N/A			N/A	N/A	N/A	N/A	N/A
B football	10	10			\$ 28,800	YES	\$ 11,300	\$ 2,500	\$ 11,000

* - Round off Expenditures to the nearest dollar



**KHSAA TITLE IX RE-VISIT
BENEFITS – PUBLICITY
2007-2008 SCHOOL YEAR**

KHSAA
Form T73
Rev. 08/07
f:/Forms/T73.doc

School Raceland-Worthington High School

SUPPORT GROUPS

DIRECTIONS – Please respond to the following questions or statements regarding your cheerleading squad(s) and other support groups. Add pages if more space is needed to answer any of the questions/statements. Please type or write legibly in ink.

1. How many cheerleading squad(s) will your school have for the 2006-2007 school year?
1 Varsity Squad
2. What is (are) the name(s) of each squad? For example, the following are typical names: generals, or black and gold, or boys' varsity and girls' varsity, or varsity and junior varsity.
1 Varsity Squad
3. Describe, in detail, the selection process for each named squad.
VARSITY: Meeting in May which is open to FR to be – SR to be. Students told of required qualifications: tumbling qualifications (standing back handspring, in tumbling class setting at studio, willing to stunt using UCA safety guidelines. 3 day clinic using UCA staff and required cheer, dance, tumbling, and 3 UCA jumps. Following UCA clinic, we have tryouts. 3 qualified judges that have no ties to the school. Scores added up by school staff.
4. How is each cheerleading squad assigned to home and away athletic contests? Include football as well as boys' and girls' basketball (and any other sport) at the varsity and junior varsity levels. Include any rotation plans or alternating game assignments that your squads follow.
VARSITY cheer at all home and away varsity football as well as home boys' and girls' varsity basketball games. Due to the number of basketball games for both boys and girls, cheering the home games is enough night in the week gone.
5. Name any squad(s) that takes part in competitive cheerleading events.
Varsity squad take part in competitive cheerleading events.
6. Do you have any other school support groups such as pep band, dance teams or mascots that perform at athletic contests (Y/N)? If yes, name them and describe how they are assigned.
YES. We have a Pep Band and Bam the Ram.

Pep Band: If you are in the band classes, you are automatically in the Pep Band.

Bam the Ram: Our Ram mascot is done on a volunteer basis by several students each year. They work with the varsity cheerleading squad.



KHSAA TITLE IX RE-VISIT CORRECTIVE ACTION – SUMMARY CHART 2007-2008 SCHOOL YEAR

KHSAA
Form T74
Rev. 08/07
t:/Forms/T74.doc

School Raceland-Worthington HS

SCHOOL YEAR	COLUMN 1 ITEMS FOR CORRECTION IDENTIFIED BY THE SCHOOL ON ANNUAL APRIL 15 TH ANNUAL REPORT	COLUMN 2 STEPS TAKEN TO IMPLEMENT IDENTIFIED CORRECTIVE ACTION	COLUMN 3 DATE CORRECTIVE ACTION WAS COMPLETED
2001-2002	Cheerleading	Best & most experienced will cheer an equal # of games for boys & girls basketball teams.	2002-2003 Season
	Girls Basketball Equipment	Upgrade uniforms.	2002-2003 Season
	Volleyball Uniforms	Upgrade quality.	2002-2003 Season
2002-2003			

Principal's Signature *[Signature]*

DIRECTIONS FOR COMPLETING EACH COLUMN ARE ENUMERATED ON PAGE 14



KHSAA TITLE IX RE-VISIT CORRECTIVE ACTION – SUMMARY CHART 2007-2008 SCHOOL YEAR

KHSAA
Form T74
Rev. 08/07
f:/Forms/T74.doc

School Raceland Worthington HS

SCHOOL YEAR	COLUMN 1 ITEMS FOR CORRECTION IDENTIFIED BY THE SCHOOL ON ANNUAL APRIL 15 TH ANNUAL REPORT	COLUMN 2 STEPS TAKEN TO IMPLEMENT IDENTIFIED CORRECTIVE ACTION	COLUMN 3 DATE CORRECTIVE ACTION WAS COMPLETED
2003-2004	Girls Basketball	Pine time opportunities.	2004-2005 Season
	Softball Press Box	Build suitable facility.	Fal 2007
2004-2005			

Principal's Signature *[Signature]*
DIRECTIONS FOR COMPLETING EACH COLUMN ARE ENUMERATED ON PAGE 14



KHSAA TITLE IX RE-VISIT CORRECTIVE ACTION – SUMMARY CHART 2007-2008 SCHOOL YEAR

KHSAA
Form T74
Rev. 08/07
f:/Forms/T74.doc

School Raceland-Worthington HS

SCHOOL YEAR	COLUMN 1 ITEMS FOR CORRECTION IDENTIFIED BY THE SCHOOL ON ANNUAL APRIL 15 TH ANNUAL REPORT	COLUMN 2 STEPS TAKEN TO IMPLEMENT IDENTIFIED CORRECTIVE ACTION	COLUMN 3 DATE CORRECTIVE ACTION WAS COMPLETED
2005-2006	Softball Press Box	Improve existing facility.	Fall 2007
2006-2007	Girls Basketball went to a basketball camp over the summer. Girls Basketball purchased Smart Board for locker room. Boys Basketball purchased practice uniforms. Boys Basketball coaches went to coaching clinics and scouting teams. Boys Basketball graduated 6 seniors, Girls Basketball graduated 0 seniors. Girls Softball purchased game uniforms. Boys Baseball traveled to Coco Expo on Spring Break. Softball Press Box.	Boys Basketball held their own basketball camp over the summer. Boys Basketball purchased Smart Board last year. Girls Basketball purchased game and practice uniforms this year. Girls Basketball coaches didn't go to coaching clinics and scouting teams. N/A Boys Baseball purchased game uniforms several years ago. Girls Softball trip cancelled due to bad weather.	N/A N/A Fall 2006 N/A N/A N/A Spring 2007: Baseball went to Coco Expo & softball went to Myrtle Beach. Fall 2007 (as funds are made available)

Principal's Signature *Ann Holt*
DIRECTIONS FOR COMPLETING EACH COLUMN ARE ENUMERATED ON PAGE 14