



**KHSAA TITLE IX
ANNUAL REPORT SUBMISSION
STATUS REPORT
2007-2008**

KHSAA
Form T65
Revised 3/08

TO: KHSAA Member School Superintendents, Principals, and Athletic Directors

FROM: Brigid L. DeVries, Commissioner
Larry Boucher, Assistant Commissioner

Date: April 21, 2008

School	Madison Southern High School	Reviewed by	Gordon D. Bocock
--------	------------------------------	-------------	------------------

The following is a status report regarding the required 2007 - 2008 Title IX Annual Report submission of forms due into the KHSAA office by April 15, 2008. Appropriate KHSAA Audit Team personnel have reviewed these forms and the following is a summary of this review.

I. Checklist of Forms properly submitted in a satisfactory manner:

X	GE 19 (Annual Verification)	X	T-35 (Budget Expenses)
X	T-1 (Summary Program Chart 1)	X	T-36 (Budget Expenses)
X	T-2 (Summary Program Chart 2)	X	T-41 (Checklist – Overall Interscholastic Program)
X	T-3 (Summary Program Chart 3)	X	T-60 (Corrective Action Plan)
X	T-4 (Summary Program Chart 4)	X	T-63 (Interscholastic Survey Results)

II. Status

A.	X	2007 – 2008 Forms are satisfactory and no further information or action is necessary at this time.
B.		Errors have been noted with respect to the following forms:
C.		The following forms were omitted and must be submitted by school representatives:
D.		<p>According to the 2007-2008 data, the school appears to be meeting the standards established in:</p> <p><input checked="" type="checkbox"/> Test 1 (Athletic participation is proportionate to enrollment)</p> <p><input type="checkbox"/> Test 2 (History and continuing practice of program expansion)</p> <p><input checked="" type="checkbox"/> Test 3 (Full and effective accommodation of interests and abilities)</p>
E.		<p>Other Recommendation and Comments:</p> <ul style="list-style-type: none"> • The Gender Equity Committee needs to have a male and a female student athlete placed on the committee. This needs to be an immediate action by the school to stay in compliance. • The Gender Equity Committee is to meet at least 3 times a year, once during each of the 3 sports seasons (Fall – Winter – Spring). Meeting more than 3 times a year is not a problem, but meeting once each sports season will provide the opportunity to better address any issues that may need to be presented to the committee. • The Gender Equity Committee needs to address the issue of monies spent on Boys Baseball travel compared to what was spent on Girls Softball and

		<p>to include the findings in the next committee meeting minutes.</p> <ul style="list-style-type: none">• The Gender Equity Committee needs to address the issue of awards and the disparity as to why some teams and/or individuals receive awards and other teams and/or individuals do not. The findings and corrective action plan to correct this situation should be reflected in the next committee meeting minutes.• The Gender Equity Committee needs to take a look at the overall spending for the Boys and Girls at Madison Southern. This report indicates that \$691.00 was spent per-male athlete while \$414.00 was spent per-female athlete. This reflects a difference of \$277.00 more for male athletes. This is very much a potential red flag issue as the difference allowed for football playing schools is \$100.00. A corrective action plan is to be put in place to bring the school back into compliance in this area. This action should be reflected in the next committee meeting minutes.
--	--	---



KENTUCKY HIGH SCHOOL ATHLETIC ASSOCIATION
2007-2008 ANNUAL VERIFICATION OF TITLE IX PROCEDURES

KHSAA Form GE19
Rev. 12/07

(To be submitted by April 15, 2008 along with other required forms)

The Madison Southern High School, Berea, Kentucky
 (Name of High School) (City)

certifies to the Kentucky High School Athletic Association that the following is an accurate and true representation of the facts surrounding compliance with 20 U.S.C. Sections 1681-1688, et. Seq. (also known as Title IX)

I certify the following provisions in accordance with records at the school contained in the permanent Title IX file, at least one copy of which must be maintained in the Principal's office, and to the best of my knowledge have completed the following tasks.

Established a gender equity committee at the high school. (list committee personnel)

Name	Address	Phone	Title
(Supt., Principal, Student, Parent, Coach, Etc.)			
David Gilliam	625 Apache Dr. Paint Lick KY	859-986-8424	Principal
Doug Sallee	1024 Royal Crest Dr. Richmond KY	859-624-1577	Athletic Director
Jill Abney	279 Glades Rd. Berea KY	859-200-1649	G. and B. XC Head Coach, Assit. BKG
Shane Buttry	279 Glades Rd. Berea KY	859-302-1939	Head BKB Coach
Doug Carter	279 Glades Rd. Berea KY	859-200-6092	Head FB Coach
Elaine Phillips	279 Glades Rd. Berea KY	859-625-2936	Head TNB and TNG Coach
Katy Cress	279 Glades Rd. Berea KY	859-302-1847	Head SOG Coach
Linda Wendt	50 Hickory Lane Berea KY	859-985-7858	Parent
Steve Carter	1671 HWY 1016 Berea KY	859-986-9814	Parent

Scheduled a minimum of three meetings during the 2007-2008 school year on the following dates:

Jan. 30, 2008	4:30PM
Feb. 20, 2008	4:30PM
April 9, 2008	4:30 PM

Designated the following person(s) as the Title IX coordinator for the school:

Name	Title	Address	Phone
Doug Sallee	Athletic Director	1024 Royal Crest Dr. Richmond, KY 40475	859-624-1577

Designated the following person(s) as the Title IX coordinator for the district:

Name	Title	Address	Phone
Clara Parrish	Bd. Of Ed. Supervisor	550 S. Keeneland Dr. Richmond, KY 40475	859-624-4500

School personnel are continuing to make periodic reviews of the boys' and girls' athletics program reflected in the Corrective Action Plan.

In addition to the above information, the above referenced school maintains a complete permanent file relative to Title IX records including copies of the self-assessment audit, all corrective action plans, and other related materials.


Principal's Signature

4-9 2008
Date


Superintendent Signature


School Board Chairpersons' Signature

2007-2008
ACCOMMODATION OF INTERESTS AND ABILITIES
SUMMARY PROGRAM CHART 1

KHSAA
 Form T1
 Rev. 12/07

Participation Opportunities Test One

		(Column 1)	(Column 2)	(Column 3)	(Column 4)
	Program	Enrollment	Percentage of Total Enrollment	Number of Interscholastic Participants (double and triple count)	Percentage of Total Participation
Row 1	GIRLS	520	50.73 ✓	200	51.2 ✓
Row 2	BOYS	505	49.27 ✓	191	48.8 ✓
Row 3	Totals	1025 ✓	100%	391 ✓	100%

Instructions:

*Number of 8th grade students & below used in Column 3 and Column 4 calculations if applicable: 3

- 1) Determine the total number of girls enrolled, (place in Row 1, Column 1). Determine the total number of boys enrolled, (place in Row 2, Column 1).
- 2) Add the total number of girls and boys enrolled to determine total enrollment, (place in Row 3, Column 1).
- 3) Calculate the percentage of total enrollment that is female. (Divide Row 1, Column 1 by Row 3, Column 1 and place in Row 1, Column 2.) Calculate the percentage of total enrollment that is male. (Divide Row 2, Column 1 by Row 3, Column 1 and place in Row 2, Column 2.) Note: Row 1, Column 2 plus Row 2, Column 2 should total 100%.
- 4) Ask the head coaches to review the most updated eligibility or squad lists for their teams. Ask coaches to confirm the names of those individuals who are on the team as of the first **date of regular season competition**, and cross out the names of those who were cut from the team or quit the team prior to the first regular season competitive event. Determine the total number of interscholastic athletics participants that are girls, (and place in Row 1, Column 3). In order to determine the total number of athletics participants, an individual should be counted each time he or she participates on a team. For example, if Jane Doe competes on the varsity volleyball team, the junior varsity volleyball team, the junior varsity basketball team, and the varsity softball team, she should be counted as four participants (**do not include club or intramural sports participants, cheerleaders, dance teams, or pom squads**). Calculate the same way for boys and girls. * In addition, should 8th grade students and below play on a Freshman, Junior Varsity, or Varsity team, they should also be counted for each team and sport on which they participate. If applicable, please asterisk the above notation as to how many 8th grade students & below are included in the totals.
 Using the same procedure, determine the total number of interscholastic athletic participants that are boys, (and place in Row 2, Column 3). Add Row 1, Column 3 plus Row 2, Column 3 to get total participants and place in Row 3, Column 3.
- 5) Calculate the percentage of female participation. (Row 1, Column 3 divided by Row 3, Column 3 and place in Row 1, Column 4.) Calculate the percentage of male participation. (Row 2, Column 3 divided by Row 3, Column 3 and place in Row 2, Column 4.) Note: Row 1, Column 4 plus Row 2, Column 4 should total 100%.

Note: While being within three percent is not a formal compliance standard; if the percent listed in Row 1, Column 4 is within 3% of Row 1, Column 2, then it provides a good target within which compliance is likely.

Principal's Signature: [Signature] Date: 4-8-08

2007-2008
ACCOMMODATION OF INTERESTS AND ABILITIES
SUMMARY PROGRAM CHART 2

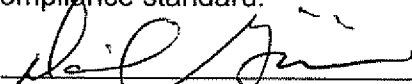
KHSAA
 Form T2
 Rev. 12/07

Participation Opportunities Test Two

			Column 1	Column 2	Column 3	Column 4	Column 5
Program			Number of Teams Currently Offered	Number of Participants	Number of Teams Added Since the beginning of the 2003-2004 School Year	Current Number of Participants for each team added Since the beginning of the 2003-2004 School Year	Percent of Total Participation By Sex Added Since the beginning of the 2003-2004 School Year
GIRLS	Row 1	varsity:	8	117	1	8	
	Row 2	j.v.:	5	59	1	21	
	Row 3	frosh:	3	24	1	17	
	Row 4	total:	16	200	3	46	23%
BOYS	Row 5	varsity:	8	118	1	6	
	Row 6	j.v.:	5	61	0	0	
	Row 7	frosh:	2	12	0	0	
	Row 8	total:	15	191	1	6	3%

- 1) For Column 1, list the number of interscholastic teams offered for girls and boys at each competitive level (varsity, junior varsity, and freshman). For girls, total each of the entries in Rows 1, 2, and 3 into Row 4. For boys, total Rows 5, 6, and 7 into Row 8.
- 2) For Column 2, list the number of participants at each level. For girls, total each of the entries in Rows 1, 2, and 3 into Row 4. For boys, total Rows 5, 6, and 7 into Row 8. **Note:** The totals in Row 4 for girls and in Row 8 for boys must be the same as the totals in Form T-1, Column 3, Rows 1 and 2 respectively.
- 3) For Column 3, list the number of interscholastic teams that have been added in the last five years at each competitive level. Count each team added during the 5 year period only one time. e.g. Girl's junior varsity soccer was added 3 years ago, count the team only once, not 3 times. For girls, total the entries in Rows 1, 2, and 3 into Row 4. For boys, total Rows 5, 6, and 7 into Row 8.
- 4) For Column 4, list the number of participants that are **currently** on each level of the teams that were added in the last five years. If a team was added previously but no longer exists, there are no current participants to be added for that team. For girls, total the entries in Rows 1, 2, and 3 into Row 4. For boys, total Rows 5, 6, and 7 into Row 8.
- 5) For Column 5, calculate the percentage of participants that have been added in the last five years. For girls, take the number in Column 4, Row 4 and divide by the number in Column 2, Row 4. For boys, take the number in Column 4, Row 8 and divide it by the number in Column 2, Row 8.

Note: If the percentage of current participants added in the last five years is 25% or greater, compliance with Test Two may be possible. If less than 25%, then compliance with Test Three should be analyzed. **CAUTION:** 25% is not a formal compliance standard.

Principal's Signature: 

Date: 4-9-08

2007-2008
ACCOMMODATION OF INTERESTS AND ABILITIES
SUMMARY PROGRAM CHART 3

KHSAA
 Form T3
 Rev. 12/07

Participation Opportunities Test Three

FOR ANY QUESTION ANSWERED "YES" IDENTIFY THE RESPECTIVE SPORT(S).

	GIRLS (Yes / No)		BOYS (Yes / No)
1. For a sport <u>not</u> currently offered in your interscholastic athletics program, is there sufficient interest to form a viable interscholastic team based on participation on an intramural team.	NO		NO
2 For a sport <u>not</u> currently offered, is there sufficient interest, based on the responses to your most recent Student Interest Survey, to form a viable interscholastic team for a sport not currently offered. If yes, what sport?	YES BOWLING		YES BOWLING
3. For a sport currently offered at the junior varsity or freshman level is there sufficient interest, based on your most recent Student Interest Survey, to form a varsity team not currently offered?	NO		NO
4. For a sport currently offered at the varsity level only, is there sufficient interest, based on your most recent Student Interest Survey, to form a viable team for a junior varsity or freshman team that is not currently offered?	NO		FRESHMAN FOOTBALL
5. If you answered YES to question (1), (2), (3), or (4), are there enough high schools in the geographic area offering the sport (at the appropriate level) to allow for the development of a reasonable schedule of competition?	YES		YES

Plans to Address Interest:

Principal's Signature :  Date: 4-9-08

2007-2008
ACCOMODATION OF INTERESTS AND ABILITIES
SUMMARY PROGRAM CHART 4

Levels of Competition Test One

		Column 1	Column 2	Column 3
Girls	Team Levels	Number of Teams Currently Offered	Number of Participants	Percentage of Participants at Each Level
Row 1	varsity:	8	117	58.5%
Row 2	j.v.:	5	59	29.5%
Row 3	Frosh:	3	24	12.0%
	total:		200	100%
Boys				
Row 5	varsity:	8	118	61.8%
Row 6	j.v.:	5	61	31.9%
Row 7	frosh:	2	12	6.3%
Row 8	total:		191	100%

- 1) Column 1, list the number of interscholastic teams offered for girls and boys at each competitive level; varsity, junior varsity, and freshman. (Refer to Form T-2, Accommodation of Interests and Abilities, Summary Program Chart 2, Column 1.)
- 2) For Column 2, list the number of participants at each level. For girls, total the entries in Rows 1, 2, and 3 into Row 4. For boys, total the entries in Rows 5, 6, and 7 into Row 8. (Refer to Form T-2, Accommodation of Interests and Abilities, Summary Program Chart 2, Column 2.)
- 3) For Column 3, calculate the percentage of female and male participants at each level.
For girls' varsity, junior varsity, and frosh, respectively:
 - Divide Column 2, Row 1 by Column 2, Row 4, and place the percentage in Column 3, Row 1
 - Divide Column 2, Row 2 by Column 2, Row 4, and place the percentage in Column 3, Row 2.
 - Divide Column 2, Row 3 by Column 2, Row 4, and place the percentage in Column 3, Row 3.
 -
 For boys' varsity, junior varsity, and frosh, respectively:
 - Divide Column 2, Row 5 by Column 2, Row 8, and place the percentage in Column 3, Row 5.
 - Divide Column 2, Row 6 by Column 2, Row 8, and place the percentage in Column 3, Row 6.
 - Divide Column 2, Row 7 by Column 2, Row 8, and place the percentage in Column 3, Row 7.

Principal's Signature: _____


Date: 4-9-08

2007-2008

**ACTUAL EXPENDITURES - PROGRAM COMPARISON CHART 1
TO INCLUDE BOOSTER CLUB FUNDING**

	equipment and supplies		travel		awards		coaches' salaries (to include supplemental and extended employment; dollar amount required)			facilities improvements		publications (if sport-specific)	
	Expenditures		Expenditures		Expenditures		Expenditures			Expenditures		Expenditures	
	School	Booster	School	Booster	School	Booster	School	# Coaches for all levels / # Teams for all levels	School	Booster	School	Booster	School
G basketball	3523	1242	3154	0	0	236	28,616	3	3	0	0	314	0
B basketball	3222	1616	3407	0	0	?	26,414	3	3	0	0	314	0
G softball	1426	3635	0	419	0	70	2,680	1	3	0	0	0	0
B baseball	236	4992	3643	1097	0	567	2,680	1	3	0	0	0	0
G cross country	0	0	316	0	0	0	649	1	1	0	0	0	0
B cross country	0	0	316	0	0	0	649	1	1	0	0	0	0
G golf	939	0	1762	0	0	0	1050	2	1	0	0	0	0
B golf	553	0	577	0	0	0	1050	2	1	0	0	0	0
G soccer	383	2975	2324	1970	0	2491	5,815	2	2	0	0	190	0
B soccer	94	4154	925	1500	0	765	4,737	2	2	0	0	190	0
G swimming	0	0	0	0	0	0		1	1	0	0	0	0
B swimming	0	0	0	0	0	0		1	1	0	0	0	0

1. Total expenditures on T-35 and T-36 on the 2007-2008 year report due by April 15, 2008, should reflect the total monies spent (rounded off to nearest dollar) for the entire school year of 2006-2007 ending June 30, 2007.
2. Booster Club Funding/Contributions must be included in the above expenditures total. (Note: It is illegal for coaches to be paid by Booster Clubs - Reference KHSAA Bylaw 27)

Principal's Signature:  Date: 4-9-08

**2007-2008
ACTUAL EXPENDITURES - PROGRAM COMPARISON CHART 2
TO INCLUDE BOOSTER CLUB FUNDING**

	equipment and supplies		travel		awards		coaches' salaries (to include supplemental and extended employment; dollar amount required)		facilities improvements		publications (if sport-specific)	
	Expenditures		Expenditures		Expenditures		Expenditures		Expenditures		Expenditures	
	School	Booster	School	Booster	School	Booster	School	Booster	School	Booster	School	Booster
G track	141	0	835	575	0	0	1608	0	0	0	0	0
B track	141	0	835	575	0	0	1608	0	0	0	0	0
G tennis	49	0	830	0	0	0	1287	0	0	0	0	0
B tennis	49	0	830	0	0	0	1287	0	0	0	0	0
G volleyball	758	3606	2967	2141	0	409	1293	0	0	0	191	0
B wrestling												
G (list sport)												
B football	6511	1257	7294	1155	0	1496	45179	0	0	0	191	0
G (list sport)												
B (list sport)												


1. Total expenditures on T-35 and T-36 on the 2007-2008 year report due by April 15, 2008, should reflect the total monies spent (rounded off to nearest dollar) for the entire school year of 2006-2007 ending June 30, 2007.

2. Booster Club Funding/Contributions must be included in the above expenditures totals. Indicate percentage of total expenditures for each gender: (if disparities are obvious, list on your Corrective Action Plan (T-60) what action you will take to correct the problem).

Gender	Expenditures	Percentage
Boys	\$131,994	5.05%
Girls	\$82,868	5.20%
Total:	\$214,862	100%

691.
414

277.00

Principal's Signature:  Date: 4-9-08

2007-2008 KHSAA TITLE IX ATHLETICS AUDIT

KHSAA
Form T41
Rev. 12/07

Checklist - Overall Interscholastic Athletics Program

DIRECTIONS:

For the Areas of Compliance (Opportunities and Benefits) listed on the left hand side of the page, place a checkmark under the appropriate column identifying whether your school provided an advantage to the Girls' Program, or to the Boys' Program or to Neither Program. A review of T-35 and T-36 spending patterns might be helpful in completing this form.

Areas of Compliance:	ADVANTAGE TO:		
	GIRLS' PROGRAM	BOYS' PROGRAM	NEITHER PROGRAM
OPPORTUNITIES			
Accommodation of Interest and Abilities			X
BENEFITS			
Equipment and Supplies			X
Scheduling of Games and Practice Time			X
Travel and Per Diem Allowances			X
Coaching			X
Locker Rooms, Practice and Competitive Facilities			X
Medical and Training Facilities and Services			X
Publicity			X
Support Services			X
Athletic Scholarships			NA
Tutoring			X
Housing and Dining Facilities and Services			NA
Recruitment of Student Athletes			NA

If an advantage is shown, corrective action should be shown on T-60 (Corrective Action Plan).

Principal's Signature:  Date: 4-9-08

SCHOOL NAME
Madison Southern

2007-2008
TITLE IX

CORRECTIVE ACTION PLAN

DIRECTIONS:

1. For Column 1, indicate the intended area (Opportunities or Benefits) which needs corrective action in order to achieve gender equity. For Column 2, write the suggested change or activities that will correct the area in need of alteration. For Column 3, include the estimated completion date for the changes or activities.
2. It is possible to attain compliance with Title IX and no longer need "corrective" action. However, the KHSAA strongly encourages compliant schools to identify items for improvement (Column 1), activities to accomplish the improvement (Column 2) and a timetable for completion (Column 3) that will strengthen the athletic program.
3. You may copy this form as needed. Please attach corrective action plans along with audit forms and submit by April 15, 2008.

COLUMN 1	COLUMN 2	COLUMN 3
ITEM FOR CORRECTION/ IMPROVEMENT	SUGGESTED CHANGE/ ACTIVITIES	TIME TABLE FOR CORRECTIVE ACTION/ AND OR COMPLETION DATE
accommodation of interest and abilities	Offer Bowling as an interscholastic team	August 2008
actual Expenditures	Increase Booster Spending for girls sports by * Paying for overnight trips for girls teams *Paying for team meals for girls teams	August 2009
facilities	Build new locker rooms in gymnasium	August 2010

Principal's Signature: 

Date: 4-9-08



**2007-2008 INTERSCHOLASTIC
ATHLETICS SURVEY**
Summary of Student Responses

KHSAA
Form T63
Rev.12/07

School Name: _____

1025 Enrollment
(9-12 Grade): (SHOULD AGREE WITH FORM T-1, COLUMN 1, ROW 3)

550 Number of 9-11 Grade Students Surveyed:

244 Number of 8th Grade Students Surveyed:

MARCH 4, 2008

Date:

DOUG SALLEE – ATHLETIC DIRECTOR

Completed By: _____

Instructions:

1. Summarize the Student Athletics Interest Surveys Form T-61 by listing the total number of responses on the line next to each sport.
2. Under the Other Category please provide a listing of the sports as well as the number of students who are interested in participating.
3. Please sign and date this Summary Form (T-63) and mail this Summary Form only to the KHSAA by April 15, 2008. Do not mail the student surveys (Form T-61). However, these Forms should be maintained in your files in the event they are requested subsequently.

798 Number of Surveys

794 Total Returned (*A minimum of 80% return is expected*)

8-11 Grades Surveyed (*Should be grades 9-11 and 8th grade if school has a feeder system*)

How Was The Survey Administered? 8-10 ADVISORY 11- U.S. HISTORY

(e.g. was it given in all English classes, or all home rooms, or advisee/advisor?)

KHSAA Sanctioned Fall Sports (*List Total Number of Participation Responses*)

37 Cross Country (Girls)

42 Cross Country (Boys)

130 Football (Boys)

41 Golf (Girls)

54 Golf (Boys)

86 Soccer (Girls)

47 Soccer (Boys)

114 Volleyball (Girls)

Winter Sport (*List Total Number of Participation Responses*)

<u>73</u>	Basketball (Girls)
<u>94</u>	Basketball (Boys)
<u>61</u>	Indoor Track (Girls)
<u>54</u>	Indoor Track (Boys)
<u>65</u>	Swimming & Diving (Girls)
<u>45</u>	Swimming & Diving (Boys)
<u>87</u>	Wrestling (Boys)

Spring Sport (*List Total Number of Participation Responses*)

<u>99</u>	Baseball (Boys)
<u>87</u>	Fast Pitch Softball (Girls)
<u>82</u>	Tennis (Girls)
<u>33</u>	Tennis (Boys)
<u>77</u>	Track (Girls)
<u>59</u>	Track (Boys)

Non-KHSAA Championship Sports (*From Student Survey T-61 Question 10*)

<u>188</u>	Archery
<u>106</u>	Field Hockey
<u>175</u>	Bowling
<u>38</u>	Gymnastics (Boys)
<u>119</u>	Gymnastics (Girls)
<u>129</u>	Ice Hockey
<u>69</u>	Lacrosse (Boys)
<u>53</u>	Lacrosse (Girls)
<u>162</u>	Rifle
<u>119</u>	Rodeo
<u>60</u>	Slow Pitch Softball
<u>44</u>	Volleyball (Boys)
<u>84</u>	Water Polo
<u>169</u>	Weightlifting

Number of Students who participate in Intramural Sports

(*From Student Survey T-61 Question 5*)

<u>Sport</u>	<u>Number</u>
NONE OFFERED	NA

List Intramural Sports students are interested in adding:

(From Student Survey T-61 Question 6)

<u>Sport</u>	<u>Number</u>
Fishing	6
Boxing	5

Participation in Non-School Sports Activities

(From Student Survey T-61 Question 7)

<u>Sport</u>	<u>Number</u>
Fishing	5
Basketball	2
Archery	2
Skateboarding	2

Reasons for not participating in interscholastic athletics

(From Survey Question 8)

- 190 I prefer other activities such as band, chorus, etc.
- 210 I don't have time
- 145 The practice schedules and game times are inconvenient
- 121 The sport I like isn't offered
- 220 It's too expensive
- 111 I prefer to participate in club or intramural sports
- 123 Working
- Other:

Student Suggestions to encourage participation

Make it mandatory through 10th grade

Wider variety (2)

Intramurals (2)

Martial Arts Program

Offer Credits for Sports



Principal's Signature

4-9-08

Date