



**KHSAA TITLE IX
ANNUAL REPORT SUBMISSION
STATUS REPORT
2007-2008**

KHSAA
Form T65
Revised 3/08

TO: KHSAA Member School Superintendents, Principals, and Athletic Directors

FROM: Brigid L. DeVries, Commissioner
Larry Boucher, Assistant Commissioner

Date: April 21, 2008

School	Menifee County High School	Reviewed by	Gordon D. Bocock
--------	----------------------------	-------------	------------------



The following is a status report regarding the required 2007 - 2008 Title IX Annual Report submission of forms due into the KHSAA office by April 15, 2008. Appropriate KHSAA Audit Team personnel have reviewed these forms and the following is a summary of this review.

I. Checklist of Forms properly submitted in a satisfactory manner:

X	GE 19 (Annual Verification)	X	T-35 (Budget Expenses)
X	T-1 (Summary Program Chart 1)	X	T-36 (Budget Expenses)
X	T-2 (Summary Program Chart 2)	X	T-41 (Checklist - Overall Interscholastic Program)
X	T-3 (Summary Program Chart 3)	X	T-60 (Corrective Action Plan)
X	T-4 (Summary Program Chart 4)	X	T-63 (Interscholastic Survey Results)

II. Status

A.		2007 - 2008 Forms are satisfactory and no further information or action is necessary at this time.
B.		Errors have been noted with respect to the following forms:
C.	X	The following forms were omitted and must be submitted by school representatives: T-35 and T-36 form will have some corrections and will be faxed to the KHSAA
D.		According to the 2007-2008 data, the school appears to be meeting the standards established in: <input checked="" type="checkbox"/> Test 1 (Athletic participation is proportionate to enrollment) <input type="checkbox"/> Test 2 (History and continuing practice of program expansion) <input type="checkbox"/> Test 3 (Full and effective accommodation of interests and abilities)
E.		Other Recommendation and Comments: <ul style="list-style-type: none"> • The Gender Equity Committee needs to look at the disparity in some sports receiving awards and others not receiving awards. This action should be documented in the minutes of the next committee meeting. • The Gender Equity Committee needs to address the interest shown in the Student Interest Survey in regard to a large interest in Girls Soccer and Girls Tennis. The report does not indicate any action taken by the Gender Equity Committee to see if this interest is real and genuine. Boys show interest in Football and Tennis. The committee needs to address this and to put any action taken the minutes of the next committee meeting.



MENIFEE COUNTY ELEMENTARY

57 Indian Creek Road
Frenchburg, KY 40322
(606) 768-8351
(606) 768-8355 (FAX)

Phil Daugherty, Principal

FAX COVER PAGE

TO: KHSAA

FROM: Connie McVey

DATE: April 21, 2008 FAX # 859-293-5999

OF PAGES INCLUDING COVER PAGE: _____

URGENT FOR REVIEW PLEASE COMMENT PLEASE REPLY

REMARKS:

Attention: Gordon Bocock

**2007-2008
ACTUAL EXPENDITURES - PROGRAM COMPARISON CHART 1
TO INCLUDE BOOSTER CLUB FUNDING**

	equipment and supplies		travel		awards		coaches' salaries (to include supplemental and extended employment; dollar amount required)	# Coaches for all levels / # Teams for all levels	facilities improvements		publications (if sport-specific)	
	School	Booster	School	Booster	School	Booster			School	Booster	School	Booster
G basketball	441.61	1,066.29	1,837.86	1,846.52	558.45	40.00	6,500.00	2	2			
B basketball	10,397.05	202,001.39	5,071.07	2,000.00	333.08	26,302.65	6,000.00	9	3			
G softball	23,715		1,081,897				3,000.00	2	2			
B baseball	1527.78		953.62				3,000.00	2	2			
G cross country							500.00	1	1			
B cross country							500.00	1	1			
G golf	210,445		284,555				500.00	1	1			
B golf	210,445		284,555				500.00	1	1			
G soccer	319.85	3,000.00	1,825.07			3,300.00	2,500.00	2	1			
B soccer	299,229		1,026,602			1,000.00	2	1				
G swimming												
B swimming												

* There were 9 seniors in boys basketball who received awards and only one in girls basketball. We did not have enough girls to have a Freshman team which would allow them to receive awards. Total expenditures on 1-35 and 1-36 on the 2007-2008 year report due by April 15, 2008, should reflect the total monies spent (rounded off to nearest dollar) for the entire school year of 2006-2007 ending June 30, 2007.

2. Booster Club Funding/Contributions must be included in the above expenditures total. (Note: It is illegal for coaches to be paid by Booster Clubs - Reference KHSAA Bylaw 27)

Principal's Signature: Melinda Warren
 Copyright 1999, Good Sports, Inc. Title IX and Gender Equity Specialists. All rights reserved.

Date: 4/14/08

2007-2008
ACTUAL EXPENDITURES - PROGRAM COMPARISON CHART 2
TO INCLUDE BOOSTER CLUB FUNDING

	equipment and supplies		travel		awards		coaches' salaries (to include supplemental and extended employment; dollar amount required)		facilities improvements		publications (if sport-specific)	
	Expenditures	Expenditures	Expenditures	Expenditures	Expenditures	Expenditures	Expenditures	Expenditures	Expenditures	Expenditures	Expenditures	Expenditures
	School	Booster	School	Booster	School	Booster	School	Booster	School	Booster	School	Booster
G track	1250.00	411.44	63.62	---	---	---	500.00	---	---	---	---	---
B track	1250.00	411.44	63.62	---	---	---	500.00	---	---	---	---	---
G tennis												
B tennis												
G volleyball												
B volleyball												
G (list sport)												
B (list sport)												


- Total expenditures on T-35 and T-36 on the 2007-2008 year report due by April 15, 2008, should reflect the total monies spent (rounded off to nearest dollar) for the entire school year of 2006-2007 ending June 30, 2007.
- Booster Club Funding/Contributions must be included in the above expenditures totals. Indicate percentage of total expenditures for each gender. (If disparities are obvious, list on your Corrective Action Plan (T-60) what action you will take to correct the problem).

Gender	Expenditures	Percentage
Boys	\$ 21,231.00	50
Girls	\$ 21,231.00	50
Total:	\$ 42,462.00	100%

Principal's Signature: *Kevin W. Brown* Date: 4/14/08

Copyright 1999, Good Sports, Inc., Title IX and Gender Equity Specialists. All rights reserved.

** Uniforms, equipment & supplies are rotated yearly - and by needs assessment*



**KHSAA TITLE IX
ANNUAL REPORT SUBMISSION
STATUS REPORT
2007-2008**

KHSAA
Form T65
Revised 3/08

TO: KHSAA Member School Superintendents, Principals, and Athletic Directors

FROM: Brigid L. DeVries, Commissioner
Larry Boucher, Assistant Commissioner

DATE: 4-16-2008

School	<u>MENIFEE COUNTY</u>	Reviewed by	<u>Gordon Boucher</u>
--------	-----------------------	-------------	-----------------------

The following is a status report regarding the required 2007 - 2008 Title IX Annual Report submission of forms due into the KHSAA office by April 15, 2008. Appropriate KHSAA Audit Team personnel have reviewed these forms and the following is a summary of this review.

I. Checklist of Forms properly submitted in a satisfactory manner:

PASS NO NO	<input checked="" type="checkbox"/>	GE 19 (Annual Verification)	T-35 (Budget Expenses)
	<input checked="" type="checkbox"/>	T-1 (Summary Program Chart 1)	T-36 (Budget Expenses)
	<input checked="" type="checkbox"/>	T-2 (Summary Program Chart 2)	T-41 (Checklist - Overall Interscholastic Program)
	<input checked="" type="checkbox"/>	T-3 (Summary Program Chart 3)	T-60 (Corrective Action Plan)
	<input type="checkbox"/>	T-4 (Summary Program Chart 4)	T-63 (Interscholastic Survey Results)

II. Status

A.	2006 - 2007 Forms are satisfactory and no further information or action is necessary at this time.
B.	Errors have been noted with respect to the following forms:
C.	The following forms were omitted and must be submitted by school representatives:
D.	According to the 2007-2008 data, the school appears to be meeting the standards established in: <input checked="" type="checkbox"/> Test 1 (Athletic participation is proportionate to enrollment) <input type="checkbox"/> Test 2 (History and continuing practice of program expansion) <input type="checkbox"/> Test 3 (Full and effective accommodation of interests and abilities)
E.	Other Recommendation and Comments:

F:\Forms\T65.doc

Awards
Student interest
41 tennis
53 soccer
Swimming
75 football
When adding all the columns figures do not match up.



**KENTUCKY HIGH SCHOOL ATHLETIC ASSOCIATION
2007-2008 ANNUAL VERIFICATION OF TITLE IX PROCEDURES**

KHSAA Form GE19
Rev. 12/07

(To be submitted by April 15, 2008 along with other required forms)

The Menifee County High School, Frenchburg, Kentucky
(Name of High School) (City)

certifies to the Kentucky High School Athletic Association that the following is an accurate and true representation of the facts surrounding compliance with 20 U.S.C. Sections 1681-1688, et. Seq. (also known as Title IX)

I certify the following provisions in accordance with records at the school contained in the permanent Title IX file, at least one copy of which must be maintained in the Principal's office, and to the best of my knowledge have completed the following tasks.

Established a gender equity committee at the high school. (list committee personnel and provide attachment if necessary)

Name	Address	Phone	Title
(Supt., Principal, Student, Parent, Coach, Etc.)			
Brenda Warren	119 Indian Creek Rd. Frenchburg, KY 40322	606-359-1362	Principal
Catherine Hacker	21 Carrington Green Salt Lick, KY	606-768-8002	District Title IX coordinator
Connie McVey	2744 McVey Lane, Mt. Sterling, KY 40353		Athletic Director
Tim Hacker	21 Carrington Green, Salt Lick, KY	606-359-1248	Golf Coach, DPP
Justin Moore	119 Indian Creek Rd. Frenchburg, KY 40322	606-776-6376	B. Basketball Coach
Paul Ricker	119 Indian Creek Rd. Frenchburg, KY 40322	859-398-0565	G. Basketball coach
Brian Adkins	119 Indian Creek Rd. Frenchburg, KY 40322	606-356-6755	Baseball coach

See attachment

Scheduled a minimum of three meetings during the 2007-2008 school year on the following dates:

August 30, 2007
March 11, 2008
April 7, 2008

Meetings changed due to school cancellations.

Designated the following person(s) as the Title IX coordinator for the school:

Name	Title	Address	Phone
Connie McVey	Athletic Director	2744 McVey Lane Mt. Sterling, KY 40353	859-274-3041

Designated the following person(s) as the Title IX coordinator for the district:

Name	Title	Address	Phone
Catherine Hacker	District Title IX Psychologist	21 Carrington Green Salt, Lick, KY	606-768-8002

School personnel are continuing to make periodic reviews of the boys' and girls' athletics program reflected in the Corrective Action Plan.

In addition to the above information, the above referenced school maintains a complete permanent file relative to Title IX records including copies of the self-assessment audit, all corrective action plans, and other related materials.

Brenda Warren 4/14/08 2008
Principal's Signature Date

Jimmy R. Ross
Superintendent's Signature School Board Chairpersons' Signature

(Send original copy to KHSAA - Maintain duplicate in Title IX school folder)

<u>Name</u>	<u>Address</u>	<u>Phone</u>	<u>Title</u>
Regina Prewitt	1654 US Hwy 460 E, Frenchburg, KY	Parent 606-768-8121	
Kim Hale	6203 Hwy 1693, Wellington, KY 40387	Parent 606-768-8132	
Ryan Vanderpool	424 Lantern Way, Frenchburg, KY 40322	606-768-2080	Student
Casey Coffey,	P.O. BOX 310, Frenchburg, KY 40322	606-768-6468	Student

2007-2008
ACCOMMODATION OF INTERESTS AND ABILITIES
SUMMARY PROGRAM CHART 1

KHSAA
 Form T1
 Rev. 12/07

Participation Opportunities Test One

		(Column 1)	(Column 2)	(Column 3)	(Column 4)
	Program	Enrollment	Percentage of Total Enrollment	Number of Interscholastic Participants (double and triple count)	Percentage of Total Participation
Row 1	GIRLS	156	50	88	50.6
Row 2	BOYS	153	50	86	49.4
Row 3	Totals	309 ✓	100%	174 ✓	100%

Instructions:

*Number of 8th grade students & below used in Column 3 and Column 4 calculations if applicable: 14

- 1) Determine the total number of girls enrolled, (place in Row 1, Column 1). Determine the total number of boys enrolled, (place in Row 2, Column 1).
- 2) Add the total number of girls and boys enrolled to determine total enrollment, (place in Row 3, Column 1).
- 3) Calculate the percentage of total enrollment that is female. (Divide Row 1, Column 1 by Row 3, Column 1 and place in Row 1, Column 2.) Calculate the percentage of total enrollment that is male. (Divide Row 2, Column 1 by Row 3, Column 1 and place in Row 2, Column 2.) Note: Row 1, Column 2 plus Row 2, Column 2 should total 100%.
- 4) Ask the head coaches to review the most updated eligibility or squad lists for their teams. Ask coaches to confirm the names of those individuals who are on the team as of the first **date of regular season competition**, and cross out the names of those who were cut from the team or quit the team prior to the first regular season competitive event. Determine the total number of interscholastic athletics participants that are girls, (and place in Row 1, Column 3). In order to determine the total number of athletics participants, an individual should be counted each time he or she participates on a team. For example, if Jane Doe competes on the varsity volleyball team, the junior varsity volleyball team, the junior varsity basketball team, and the varsity softball team, she should be counted as four participants (**do not include club or intramural sports participants, cheerleaders, dance teams, or pom squads**). Calculate the same way for boys and girls. * In addition, should 8th grade students and below play on a Freshman, Junior Varsity, or Varsity team, they should also be counted for each team and sport on which they participate. If applicable, please asterisk the above notation as to how many 8th grade students & below are included in the totals.
 Using the same procedure, determine the total number of interscholastic athletic participants that are boys, (and place in Row 2, Column 3). Add Row 1, Column 3 plus Row 2, Column 3 to get total participants and place in Row 3, Column 3.
- 5) Calculate the percentage of female participation. (Row 1, Column 3 divided by Row 3, Column 3 and place in Row 1, Column 4.) Calculate the percentage of male participation. (Row 2, Column 3 divided by Row 3, Column 3 and place in Row 2, Column 4.) Note: Row 1, Column 4 plus Row 2, Column 4 should total 100%.

Note: While being within three percent is not a formal compliance standard; if the percent listed in Row 1, Column 4 is within 3% of Row 1, Column 2, then it provides a good target within which compliance is likely.

Principal's Signature: Blenda Warren Date: 4/14/08
 Copyright 1999, Good Sports, Inc., Title IX and Gender Equity Specialists. All rights reserved.

2007-2008
ACCOMMODATION OF INTERESTS AND ABILITIES
SUMMARY PROGRAM CHART 2

KHSAA
 Form T2
 Rev. 12/07

Participation Opportunities Test Two

		Column 1	Column 2	Column 3	Column 4	Column 5	
Program		Number of Teams Currently Offered	Number of Participants	Number of Teams Added Since the beginning of the 2003-2004 School Year	Current Number of Participants for each team added Since the beginning of the 2003-2004 School Year	Percent of Total Participation By Sex Added Since the beginning of the 2003-2004 School Year	
GIRLS	Row 1	varsity:	6	58	2	20	
	Row 2	j.v.:	2	30	1	12	
	Row 3	frosh:	0	0	1	6	
	Row 4	total:	8	88	4	38	0.43
BOYS	Row 5	varsity:	6	57	1	16	
	Row 6	j.v.:	2	22	0	0	
	Row 7	frosh:	1	7	1	7	
	Row 8	total:	8	86	2	23	0.27

Note: Not enough Freshman girls for a girls' team

- For Column 1, list the number of interscholastic teams offered for girls and boys at each competitive level (varsity, junior varsity, and freshman). For girls, total each of the entries in Rows 1, 2, and 3 into Row 4. For boys, total Rows 5, 6, and 7 into Row 8.
- For Column 2, list the number of participants at each level. For girls, total each of the entries in Rows 1, 2, and 3 into Row 4. For boys, total Rows 5, 6, and 7 into Row 8. **Note:** The totals in Row 4 for girls and in Row 8 for boys must be the same as the totals in Form T-1, Column 3, Rows 1 and 2 respectively.
- For Column 3, list the number of interscholastic teams that have been added in the last five years at each competitive level. Count each team added during the 5 year period only one time. e.g. Girl's junior varsity soccer was added 3 years ago, count the team only once, not 3 times. For girls, total the entries in Rows 1, 2, and 3 into Row 4. For boys, total Rows 5, 6, and 7 into Row 8.
- For Column 4, list the number of participants that are **currently** on each level of the teams that were added in the last five years. If a team was added previously but no longer exists, there are no current participants to be added for that team. For girls, total the entries in Rows 1, 2, and 3 into Row 4. For boys, total Rows 5, 6, and 7 into Row 8.
- For Column 5, calculate the percentage of participants that have been added in the last five years. For girls, take the number in Column 4, Row 4 and divide by the number in Column 2, Row 4. For boys, take the number in Column 4, Row 8 and divide it by the number in Column 2, Row 8.

Note: If the percentage of current participants added in the last five years is 25% or greater, compliance with Test Two may be possible. If less than 25%, then compliance with Test Three should be analyzed. **CAUTION:** 25% is not a formal compliance standard.

Principal's Signature: Brenda Warner Date: 4/14/08

2007-2008
ACCOMMODATION OF INTERESTS AND ABILITIES
SUMMARY PROGRAM CHART 3

KHSAA
 Form T3
 Rev. 12/07

Participation Opportunities Test Three

FOR ANY QUESTION ANSWERED "YES" IDENTIFY THE RESPECTIVE SPORT(S).

	GIRLS (Yes / No)		BOYS (Yes / No)
1. For a sport <u>not</u> currently offered in your interscholastic athletics program, is there sufficient interest to form a viable interscholastic team based on participation on an intramural team.	NO		NO
2 For a sport <u>not</u> currently offered, is there sufficient interest, based on the responses to your most recent Student Interest Survey, to form a viable interscholastic team for a sport not currently offered. If yes, what sport?	Yes Volleyball		Yes Football
3. For a sport currently offered at the junior varsity or freshman level is there sufficient interest, based on your most recent Student Interest Survey, to form a varsity team not currently offered?	NO		NO
4. For a sport currently offered at the varsity level only, is there sufficient interest, based on your most recent Student Interest Survey, to form a viable team for a junior varsity or freshman team that is not currently offered?	NO		NO
5. If you answered YES to question (1), (2), (3), or (4), are there enough high schools in the geographic area offering the sport (at the appropriate level) to allow for the development of a reasonable schedule of competition?	Yes		Yes

Plans to Address Interest:

We will have volleyball and football signups in the sports Fair at the beginning of 2008 school year.

Principal's Signature : Brenda Warner Date: 4/14/08

2007-2008
ACCOMODATION OF INTERESTS AND ABILITIES
SUMMARY PROGRAM CHART 4

Levels of Competition Test One

		Column 1	Column 2	Column 3
Girls	Team Levels	Number of Teams Currently Offered	Number of Participants	Percentage of Participants at Each Level
Row 1	varsity:	6	58	65.9
Row 2	j.v.:	2	30	34.1
Row 3	frosh:	0	0	0
Row 4	total:	8	88	100%
Boys				
Row 5	varsity:	6	57	66.3
Row 6	j.v.:	2	22	25.6
Row 7	frosh:	1	7	08.1
Row 8	total:	8	86	100%

- 1) Column 1, list the number of interscholastic teams offered for girls and boys at each competitive level; varsity, junior varsity, and freshman. (Refer to Form T-2, Accommodation of Interests and Abilities, Summary Program Chart 2, Column 1.)
- 2) For Column 2, list the number of participants at each level. For girls, total the entries in Rows 1, 2, and 3 into Row 4. For boys, total the entries in Rows 5, 6, and 7 into Row 8. (Refer to Form T-2, Accommodation of Interests and Abilities, Summary Program Chart 2, Column 2.)
- 3) For Column 3, calculate the percentage of female and male participants at each level.
 For girls' varsity, junior varsity, and frosh, respectively:
 Divide Column 2, Row 1 by Column 2, Row 4, and place the percentage in Column 3, Row 1
 Divide Column 2, Row 2 by Column 2, Row 4, and place the percentage in Column 3, Row 2.
 Divide Column 2, Row 3 by Column 2, Row 4, and place the percentage in Column 3, Row 3.

 For boys' varsity, junior varsity, and frosh, respectively:
 Divide Column 2, Row 5 by Column 2, Row 8, and place the percentage in Column 3, Row 5.
 Divide Column 2, Row 6 by Column 2, Row 8, and place the percentage in Column 3, Row 6.
 Divide Column 2, Row 7 by Column 2, Row 8, and place the percentage in Column 3, Row 7.

Principal's Signature: Brenda Warren Date: 4/14/08

**2007-2008
ACTUAL EXPENDITURES - PROGRAM COMPARISON CHART 1
TO INCLUDE BOOSTER CLUB FUNDING**

	equipment and supplies		travel		awards		coaches' salaries (to include supplemental and extended employment; dollar amount required)		facilities improvements		publications (if sport-specific)	
	Expenditures		Expenditures		Expenditures		Expenditures		Expenditures		Expenditures	
	School	Booster	School	Booster	School	Booster	School	Booster	School	Booster	School	Booster
G basketball	441.61	1,066.29	1931.86	1246.52	558.45	40.00	6500.00	2				
B basketball	1039.70	5,002.00	1395.07	200.00	333.08	263.02	6500.00	3				
G softball	2377.5		1206.07				3,000.00	2				
B baseball	1527.73		953.62				3,000.00	2				
G cross country			37.50				500.00	1				
B cross country			37.50				500.00	1				
G golf	210.45		284.55				500.00	1				
B golf	210.45		284.55				500.00	1				
G soccer	219.85	3,000.00	1,095.07			330.00	2500.00	2				
B soccer	219.29		1000.00				7000.00	2				
G swimming												
B swimming												

1. Total expenditures on T-35 and T-36 on the 2007-2008 year report due by April 15, 2008, should reflect the total monies spent (rounded off to nearest dollar) for the entire school year of 2006-2007 ending June 30, 2007.

2. Booster Club Funding/Contributions must be included in the above expenditures total. (Note: It is illegal for coaches to be paid by Booster Clubs - Reference KHSAA Bylaw 27)

Principal's Signature: Brenda Warner

Date: 4/14/08

2007-2008
ACTUAL EXPENDITURES - PROGRAM COMPARISON CHART 2
TO INCLUDE BOOSTER CLUB FUNDING

	equipment and supplies		travel		awards		coaches' salaries (to include supplemental and extended employment; dollar amount required)		facilities improvements		publications (if sport-specific)	
	Expenditures		Expenditures		Expenditures		Expenditures		Expenditures		Expenditures	
	School	Booster	School	Booster	School	Booster	School	Booster	School	Booster	School	Booster
G track	1,250.00	411.44	63.62	---	---	---	500.00	---	---	---	---	---
B track	1,250.00	411.44	63.62	---	---	---	500.00	---	---	---	---	---
G tennis	---	---	---	---	---	---	---	---	---	---	---	---
B tennis	---	---	---	---	---	---	---	---	---	---	---	---
G volleyball	---	---	---	---	---	---	---	---	---	---	---	---
B volleyball	---	---	---	---	---	---	---	---	---	---	---	---
G (list sport)	---	---	---	---	---	---	---	---	---	---	---	---
B (list sport)	---	---	---	---	---	---	---	---	---	---	---	---

1. Total expenditures on T-35 and T-36 on the 2007-2008 year report due by April 15, 2008, should reflect the total monies spent (rounded off to nearest dollar) for the entire school year of 2006-2007 ending June 30, 2007.

2. Booster Club Funding/Contributions must be included in the above expenditures totals.

Indicate percentage of total expenditures for each gender: (If disparities are obvious, list on your Corrective Action Plan (T-60) what action you will take to correct the problem).

Gender	Expenditures	Percentage
Boys	\$ 27,221.00	50%
Girls	\$ 27,474.00	50%
Total:	\$ 54,695.00	100%

Principal's Signature: Brenda Warner Date: 4/14/08
 Copyright 1999, Good Sports, Inc., Title IX and Gender Equity Specialists. All rights reserved.
 * Uniforms, equipment & supplies are rotated yearly - and by needs assessment.

2007-2008 KHSAA TITLE IX ATHLETICS AUDIT

KHSAA
Form T41
Rev. 12/07

Checklist - Overall Interscholastic Athletics Program

DIRECTIONS:

For the Areas of Compliance (Opportunities and Benefits) listed on the left hand side of the page, place a checkmark under the appropriate column identifying whether your school provided an advantage to the Girls' Program, or to the Boys' Program or to Neither Program. A review of T-35 and T-36 spending patterns might be helpful in completing this form.

Areas of Compliance:	ADVANTAGE TO:		
	GIRLS' PROGRAM	BOYS' PROGRAM	NEITHER PROGRAM
OPPORTUNITIES			
Accommodation of Interest and Abilities			✓
BENEFITS			
Equipment and Supplies			✓
Scheduling of Games and Practice Time			✓
Travel and Per Diem Allowances			✓
Coaching			✓
Locker Rooms, Practice and Competitive Facilities			✓
Medical and Training Facilities and Services			✓
Publicity			✓
Support Services			✓
Athletic Scholarships			✓
Tutoring			✓
Housing and Dining Facilities and Services			✓
Recruitment of Student Athletes			✓

If an advantage is shown, corrective action should be shown on T-60 (Corrective Action Plan).

Principal's Signature: Brenda Warner Date: 4/14/08



**2007-2008 INTERSCHOLASTIC
ATHLETICS SURVEY**
Summary of Student Responses

KHSAA
Form T63
Rev.12/07

School Name: Menifee County
 Enrollment (9-12 Grade): _____ (SHOULD AGREE WITH FORM T-1, COLUMN 1, ROW 3)
 Number of 9-11 Grade Students Surveyed: 233
 Number of 8th Grade Students Surveyed: 0
 Date: April 14, 2008
 Completed By: Connie McVey

Instructions:

1. Summarize the Student Athletics Interest Surveys Form T-61 by listing the total number of responses on the line next to each sport.
2. Under the Other Category please provide a listing of the sports as well as the number of students who are interested in participating.
3. Please sign and date this Summary Form (T-63) and mail this Summary Form only to the KHSAA by April 15, 2008. Do not mail the student surveys (Form T-61). However, these Forms should be maintained in your files in the event they are requested subsequently.

309 Number of Surveys
233 Total Returned (*A minimum of 80% return is expected*)
 _____ Grades Surveyed (*Should be grades 9-11 and 8th grade if school has a feeder system*)

75%

How Was The Survey Administered? Home room
 (e.g. was it given in all English classes, or all home rooms, or advisee/advisor?)

KHSAA Sanctioned Fall Sports (*List Total Number of Participation Responses*)

9 Cross Country (Girls)
0 Cross Country (Boys)
75 Football (Boys)
2 Golf (Girls)
6 Golf (Boys)
46 Soccer (Girls)
18 Soccer (Boys)
53 Volleyball (Girls)

Winter Sport (List Total Number of Participation Responses)

Form T-63
Rev. 12/07

- 29 Basketball (Girls)
- 41 Basketball (Boys)
- 3 Indoor Track (Girls)
- 9 Indoor Track (Boys)
- 32 Swimming & Diving (Girls)
- 7 Swimming & Diving (Boys)
- 13 Wrestling (Boys)

Spring Sport (List Total Number of Participation Responses)

- 42 Baseball (Boys)
- 32 Fast Pitch Softball (Girls)
- 41 Tennis (Girls)
- 9 Tennis (Boys)
- 17 Track (Girls)
- 6 Track (Boys)

Non-KHSAA Championship Sports (From Student Survey T-61 Question 10)

- 32 Archery
- 14 Field Hockey
- 38 Bowling
- 1 Gymnastics (Boys)
- 26 Gymnastics (Girls)
- 22 Ice Hockey
- 12 Lacrosse (Boys)
- 17 Lacrosse (Girls)
- 40 Rifle
- 35 Rodeo
- 20 Slow Pitch Softball
- 12 Volleyball (Boys)
- 0 Water Polo - *this was not included on the survey*
- 34 Weightlifting

Number of Students who participate in Intramural Sports

(From Student Survey T-61 Question 5)

<u>Sport</u>	<u>Number</u>
Volleyball	5
soccer	12
basketball	5
baseball	5

List Intramural Sports students are interested in adding:

(From Student Survey T-61 Question 6)

<u>Sport</u>	<u>Number</u>
volleyball	60
football	70
wrestling	14
gymnastics	27
Archery	32

Participation in Non-School Sports Activities

(From Student Survey T-61 Question 7)

<u>Sport</u>	<u>Number</u>
Softball	27
Volleyball	20
tennis	15

Reasons for not participating in interscholastic athletics

(From Survey Question 8)

- 15 I prefer other activities such as band, chorus, etc.
- 53 I don't have time
- 10 The practice schedules and game times are inconvenient
- 24 The sport I like isn't offered
- 10 It's too expensive
- 8 I prefer to participate in club or intramural sports
- 20 Working
- 33 Other:

Student Suggestions to encourage participation

No suggestions were listed

Brenda Warren
Principal's Signature

4-14-08
Date

SCHOOL NAME

Menifee County

2007-2008

TITLE IX

CORRECTIVE ACTION PLAN

DIRECTIONS:

- For Column 1, indicate the intended area (Opportunities or Benefits) which needs corrective action in order to achieve gender equity. For Column 2, write the suggested change or activities that will correct the area in need of alteration. For Column 3, include the estimated completion date for the changes or activities.
- It is possible to attain compliance with Title IX and no longer need "corrective" action. However, the KHSAA strongly encourages compliant schools to identify items for improvement (Column 1), activities to accomplish the improvement (Column 2) and a timetable for completion (Column 3) that will strengthen the athletic program.
- You may copy this form as needed. Please attach corrective action plans along with audit forms and submit by April 15, 2008.

COLUMN 1 ITEM FOR CORRECTION/ IMPROVEMENT	COLUMN 2 SUGGESTED CHANGE/ ACTIVITIES	COLUMN 3 TIME TABLE FOR CORRECTIVE ACTION/ AND OR COMPLETION DATE
Maintain Standards for Prime-time Games	More girl/boy double headers and prime-time recruitment for all sports	2008-09 scheduling
Increase participation in all sports offered	New scoreboards and cement on hitting cage	2008-09
Continue to improve softball/baseball facilities	Continue rotation of uniforms	2008-09
Continue to equalize boys' Girls programs w/equipment and uniforms.		Continue yearly
Update Basketball B/G		
locker rooms		

Principal's Signature:

Brenda Warren

Date:

4/14/08