



**KHSAA TITLE IX
ANNUAL REPORT SUBMISSION
STATUS REPORT
2007-2008**

KHSAA
Form T65
Revised 3/08

TO: KHSAA Member School Superintendents, Principals, and Athletic Directors

FROM: Brigid L. DeVries, Commissioner
Larry Boucher, Assistant Commissioner

Date: April 22, 2008

School	Pineville High School	Reviewed by	Gordon D. Bocock
--------	-----------------------	-------------	------------------

The following is a status report regarding the required 2007 - 2008 Title IX Annual Report submission of forms due into the KHSAA office by April 15, 2008. Appropriate KHSAA Audit Team personnel have reviewed these forms and the following is a summary of this review.

I. Checklist of Forms properly submitted in a satisfactory manner:

X	GE 19 (Annual Verification)	X	T-35 (Budget Expenses)
X	T-1 (Summary Program Chart 1)	X	T-36 (Budget Expenses)
X	T-2 (Summary Program Chart 2)	X	T-41 (Checklist – Overall Interscholastic Program)
X	T-3 (Summary Program Chart 3)	X	T-60 (Corrective Action Plan)
X	T-4 (Summary Program Chart 4)	X	T-63 (Interscholastic Survey Results)

II. Status

A.	X	2007 – 2008 Forms are satisfactory and no further information or action is necessary at this time.
B.		Errors have been noted with respect to the following forms:
C.		The following forms were omitted and must be submitted by school representatives:
D.		<p>According to the 2007-2008 data, the school appears to be meeting the standards established in:</p> <input checked="" type="checkbox"/> Test 1 (Athletic participation is proportionate to enrollment) <input type="checkbox"/> Test 2 (History and continuing practice of program expansion) <input type="checkbox"/> Test 3 (Full and effective accommodation of interests and abilities)
E.		<p>Other Recommendation and Comments:</p> <p>The Gender Equity needs to look at the following potential red flag issues:</p> <ul style="list-style-type: none"> • The Gender Equity Committee needs to look at the all the blanks under the area of awards. It is very difficult to believe that a high school does not award the athletes in there respective schools, especially when this has

		<p>been a common practice in the past at Pineville. If indeed a new awards policy is in place at Pineville High School a copy needs to be faxed to the KHSAA Office so it can be placed in the schools permanent file.</p> <ul style="list-style-type: none">• The Gender Equity Committee needs to address the disparity in sports offerings at Pineville. Currently the school offers four girls sports compared to six boys sports. Volleyball appears to be in the planning stage and the Gender Equity Committee needs to really get behind this and let it become a reality instead of a plan. Girls Cross Country and Girls Golf are also areas that show some interest and if really pushed in physical education classes they too may become a reality.• Minutes of the next Gender Equity Committee should reflect the action taken in regard to each situation listed above.
--	--	--



KENTUCKY HIGH SCHOOL ATHLETIC ASSOCIATION 2007-2008 ANNUAL VERIFICATION OF TITLE IX PROCEDURES

*KHSAA Form GE19
Rev.12/07*

(To be submitted by April 15, 2008 along with other required forms)

The Pineville High School, Pineville , Kentucky
(Name of High School) (City)

certifies to the Kentucky High School Athletic Association that the following is an accurate and true representation of the facts surrounding compliance with 20 U.S.C. Sections 1681-1688, et. Seq. (also known as Title IX)

I certify the following provisions in accordance with records at the school contained in the permanent Title IX file, at least one copy of which must be maintained in the Principal's office, and to the best of my knowledge have completed the following tasks.

Established a gender equity committee at the high school. (list committee personnel and provide attachment if necessary)

Name	Address	Phone	Title
(Supt., Principal, Student, Parent, Coach, Etc.)			
Paula K Goodin	Pineville High	606-337-2361	Principal
Bill Keyes	Pineville High	606-337-2361	Athletic Director
Russell Thompson	Pineville High	606-337-2361	GBk Coach
JD Strange	Pineville High	606-337-2361	BBk Coach
Rheagan Redmond	Pineville High	606-337-2361	FP Coach
Tonya Asher	Pineville High	606-337-2814	Parent
Tommie Goodin	Pineville High	606-337-3563	Parent
Blair Combs	Pineville High	606-337-2361	Student
Michael Cunningham	Pineville High	606-337-2361	Student

Scheduled a minimum of three meetings during the 2007-2008 school year on the following dates:

September 18, 2007
February 6, 2008
April 21, 2008

Designated the following person(s) as the Title IX coordinator for the school:


Name	Title	Address	Phone
Bill Keyes	Athletic Director	Pineville High	606-337-2361

Designated the following person(s) as the Title IX coordinator for the district:


Name	Title	Address	Phone
Melissa Foster	DPP	Pineville Schools	606-337-5701


School personnel are continuing to make periodic reviews of the boys' and girls' athletics program reflected in the Corrective Action Plan.

In addition to the above information, the above referenced school maintains a complete permanent file relative to Title IX records including copies of the self-assessment audit, all corrective action plans, and other related materials.


 Principal's Signature

Date 4/14 2008


 Superintendent Signature


 School Board Chairpersons' Signature

(Send original copy to KHSAA - Maintain duplicate in Title IX school folder)

2007-2008
ACCOMMODATION OF INTERESTS AND ABILITIES
SUMMARY PROGRAM CHART 1

KHSAA
 Form T1
 Rev.12/07

Participation Opportunities Test One

		(Column 1)	(Column 2)	(Column 3)	(Column 4)
	Program	Enrollment	Percentage of Total Enrollment	Number of Interscholastic Participants (double and triple count)	Percentage of Total Participation
Row 1	GIRLS	96	47% ✓	107	46% ✓
Row 2	BOYS	109	53% ✓	127	54%
Row 3	Totals	205 ✓	100%	234 ✓	100%

Instructions:

*Number of 8th grade students & below used in Column 3 and Column 4 calculations if applicable: 10

- 1) Determine the total number of girls enrolled, (place in Row 1, Column 1). Determine the total number of boys enrolled, (place in Row 2, Column 1).
- 2) Add the total number of girls and boys enrolled to determine total enrollment, (place in Row 3, Column 1).
- 3) Calculate the percentage of total enrollment that is female. (Divide Row 1, Column 1 by Row 3, Column 1 and place in Row 1, Column 2.) Calculate the percentage of total enrollment that is male. (Divide Row 2, Column 1 by Row 3, Column 1 and place in Row 2, Column 2.) Note: Row 1, Column 2 plus Row 2, Column 2 should total 100%.
- 4) Ask the head coaches to review the most updated eligibility or squad lists for their teams. Ask coaches to confirm the names of those individuals who are on the team as of the first **date of regular season competition**, and cross out the names of those who were cut from the team or quit the team prior to the first regular season competitive event. Determine the total number of interscholastic athletics participants that are girls, (and place in Row 1, Column 3). In order to determine the total number of athletics participants, an individual should be counted each time he or she participates on a team. For example, if Jane Doe competes on the varsity volleyball team, the junior varsity volleyball team, the junior varsity basketball team, and the varsity softball team, she should be counted as four participants (**do not include club or intramural sports participants, cheerleaders, dance teams, or pom squads**). Calculate the same way for boys and girls. * In addition, should 8th grade students and below play on a Freshman, Junior Varsity, or Varsity team, they should also be counted for each team and sport on which they participate. If applicable, please asterisk the above notation as to how many 8th grade students & below are included in the totals.
 Using the same procedure, determine the total number of interscholastic athletic participants that are boys, (and place in Row 2, Column 3). Add Row 1, Column 3 plus Row 2, Column 3 to get total participants and place in Row 3, Column 3.
- 5) Calculate the percentage of female participation. (Row 1, Column 3 divided by Row 3, Column 3 and place in Row 1, Column 4.) Calculate the percentage of male participation. (Row 2, Column 3 divided by Row 3, Column 3 and place in Row 2, Column 4.) Note: Row 1, Column 4 plus Row 2, Column 4 should total 100%.

Note: While being within three percent is not a formal compliance standard; if the percent listed in Row 1, Column 4 is within 3% of Row 1, Column 2, then it provides a good target within which compliance is likely.

Principal's Signature: Paula K. Gooden Date: 4/14/08
 Copyright 1999, Good Sports, Inc., Title IX and Gender Equity Specialists. All rights reserved.

2007-2008
ACCOMMODATION OF INTERESTS AND ABILITIES
SUMMARY PROGRAM CHART 2

KHSAA
 Form T2
 Rev. 12/07

Participation Opportunities Test Two

		Column 1	Column 2	Column 3	Column 4	Column 5
Program		Number of Teams Currently Offered	Number of Participants	Number of Teams Added Since the beginning of the 2003-2004 School Year	Current Number of Participants for each team added Since the beginning of the 2003-2004 School Year	Percent of Total Participation By Sex Added Since the beginning of the 2003-2004 School Year
GIRLS	Row 1	varsity:	5	59	0	0
	Row 2	j.v.:	3	40	1	11
	Row 3	frosh:	1	8	1	8
	Row 4	total:	8	107	2	19
						18%
BOYS	Row 5	varsity:	6	81	0	0
	Row 6	j.v.:	2	33	0	0
	Row 7	frosh:	1	13	1	13
	Row 8	total:	9	127	1	13
						10%

- 1) For Column 1, list the number of interscholastic teams offered for girls and boys at each competitive level (varsity, junior varsity, and freshman). For girls, total each of the entries in Rows 1, 2, and 3 into Row 4. For boys, total Rows 5, 6, and 7 into Row 8.
- 2) For Column 2, list the number of participants at each level. For girls, total each of the entries in Rows 1, 2, and 3 into Row 4. For boys, total Rows 5, 6, and 7 into Row 8. **Note:** The totals in Row 4 for girls and in Row 8 for boys must be the same as the totals in Form T-1, Column 3, Rows 1 and 2 respectively.
- 3) For Column 3, list the number of interscholastic teams that have been added in the last five years at each competitive level. Count each team added during the 5 year period only one time. e.g. Girl's junior varsity soccer was added 3 years ago, count the team only once, not 3 times. For girls, total the entries in Rows 1, 2, and 3 into Row 4. For boys, total Rows 5, 6, and 7 into Row 8.
- 4) For Column 4, list the number of participants that are **currently** on each level of the teams that were added in the last five years. If a team was added previously but no longer exists, there are no current participants to be added for that team. For girls, total the entries in Rows 1, 2, and 3 into Row 4. For boys, total Rows 5, 6, and 7 into Row 8.
- 5) For Column 5, calculate the percentage of participants that have been added in the last five years. For girls, take the number in Column 4, Row 4 and divide by the number in Column 2, Row 4. For boys, take the number in Column 4, Row 8 and divide it by the number in Column 2, Row 8.

Note: If the percentage of current participants added in the last five years is 25% or greater, compliance with Test Two may be possible. If less than 25%, then compliance with Test Three should be analyzed. **CAUTION:** 25% is not a formal compliance standard.

Principal's Signature: Paula K Goodie Date: 4/14/08

2007-2008
ACCOMMODATION OF INTERESTS AND ABILITIES
SUMMARY PROGRAM CHART 3

KHSAA
 Form T3
 Rev. 12/07

Participation Opportunities Test Three

FOR ANY QUESTION ANSWERED "YES" IDENTIFY THE RESPECTIVE SPORT(S).

	GIRLS (Yes / No)		BOYS (Yes / No)
1. For a sport <u>not</u> currently offered in your interscholastic athletics program, is there sufficient interest to form a viable interscholastic team based on participation on an intramural team.	NA		NA
2 For a sport <u>not</u> currently offered, is there sufficient interest, based on the responses to your most recent Student Interest Survey, to form a viable interscholastic team for a sport not currently offered. If yes, what sport?	Yes Volleyball		No
3. For a sport currently offered at the junior varsity or freshman level is there sufficient interest, based on your most recent Student Interest Survey, to form a varsity team not currently offered?	NA		NA
4. For a sport currently offered at the varsity level only, is there sufficient interest, based on your most recent Student Interest Survey, to form a viable team for a junior varsity or freshman team that is not currently offered?	No		No
5. If you answered YES to question (1), (2), (3), or (4), are there enough high schools in the geographic area offering the sport (at the appropriate level) to allow for the development of a reasonable schedule of competition?	Yes		NA

Plans to Address Interest:

We are currently attempting to secure funding to begin a volleyball program. Volleyball will be offered as soon as it is feasible to add a program without taking away from a current one.

Principal's Signature: Paula K Goodin Date: 4/14/08

**2007-2008
ACCOMODATION OF INTERESTS AND ABILITIES
SUMMARY PROGRAM CHART 4**

Levels of Competition Test One

		Column 1	Column 2	Column 3
Girls	Team Levels	Number of Teams Currently Offered	Number of Participants	Percentage of Participants at Each Level
Row 1	varsity:	5	59	55%
Row 2	j.v.:	3	40	38%
Row 3	frosh:	1	8	8%
Row 4	total:		107	100%
Boys				
Row 5	varsity:	6	81	64%
Row 6	j.v.:	2	33	26%
Row 7	frosh:	1	13	10%
Row 8	total:		127	100%

- 1) Column 1, list the number of interscholastic teams offered for girls and boys at each competitive level; varsity, junior varsity, and freshman. (Refer to Form T-2, Accommodation of Interests and Abilities, Summary Program Chart 2, Column 1.)
- 2) For Column 2, list the number of participants at each level. For girls, total the entries in Rows 1, 2, and 3 into Row 4. For boys, total the entries in Rows 5, 6, and 7 into Row 8. (Refer to Form T-2, Accommodation of Interests and Abilities, Summary Program Chart 2, Column 2.)
- 3) For Column 3, calculate the percentage of female and male participants at each level.
For girls' varsity, junior varsity, and frosh, respectively:
 - Divide Column 2, Row 1 by Column 2, Row 4, and place the percentage in Column 3, Row 1
 - Divide Column 2, Row 2 by Column 2, Row 4, and place the percentage in Column 3, Row 2.
 - Divide Column 2, Row 3 by Column 2, Row 4, and place the percentage in Column 3, Row 3.
 -
 For boys' varsity, junior varsity, and frosh, respectively:
 - Divide Column 2, Row 5 by Column 2, Row 8, and place the percentage in Column 3, Row 5.
 - Divide Column 2, Row 6 by Column 2, Row 8, and place the percentage in Column 3, Row 6.
 - Divide Column 2, Row 7 by Column 2, Row 8, and place the percentage in Column 3, Row 7.

Principal's Signature: _____

Paula K. Goodin

Date: _____

4/14/08

**ACTUAL EXPENDITURES - PROGRAM COMPARISON CHART 1
TO INCLUDE BOOSTER CLUB FUNDING**

	equipment and supplies		travel		awards		coaches' salaries (to include supplemental and extended employment; dollar amount required)			facilities improvements		publications (if sport-specific)	
	Expenditures		Expenditures		Expenditures		Expenditures			Expenditures		Expenditures	
	School	Booster	School	Booster	School	Booster	School	# Coaches for all levels / # Teams for all levels	School	Booster	School	Booster	
G basketball	8266		3038				14984	4					
B basketball	9306		4374				16564	4					
G softball	4682		1514				3500	3					
B baseball	1968		784				2500	2					
G cross country	Little League												
B cross country													
G golf	Little League												
B golf	1212		498				500	1					
G soccer													
B soccer													
G swimming													
B swimming													

4 Girls Teams / 6 Boys Teams

1. Total expenditures on T-35 and T-36 on the 2007-2008 year report due by April 15, 2008, should reflect the total monies spent (rounded off to nearest dollar) for the entire school year of 2006-2007 ending June 30, 2007.

2. Booster Club Funding/Contributions must be included in the above expenditures total. (Note: It is illegal for coaches to be paid by Booster Clubs - Reference KHSAA Bylaw 27)

Principal's Signature: Paula Goodin

Date: 4/14/08

**2007-2008
ACTUAL EXPENDITURES - PROGRAM COMPARISON CHART 2
TO INCLUDE BOOSTER CLUB FUNDING**

	equipment and supplies		travel		awards		coaches' salaries (to include supplemental and extended employment; dollar amount required)		facilities improvements		publications (if sport-specific)	
	Expenditures		Expenditures		Expenditures		Expenditures		Expenditures		Expenditures	
	School	Booster	School	Booster	School	Booster	School	# of Coaches for all levels / # of Teams for all levels	School	Booster	School	Booster
G track	1851		909				1500	1.5 / 2				
B track	1851		909				1500	1.5 / 1				
G tennis	826		541				1500	1 / 1				
B tennis	826		541				V	1 / 1				
G volleyball												
B wrestling												
G (list sport)												
B football	11369		2255				15875	3 / 2				
G (list sport)												
B (list sport)												

1. Total expenditures on T-35 and T-36 on the 2007-2008 year report due by April 15, 2008, should reflect the total monies spent (rounded off to nearest dollar) for the entire school year of 2006-2007 ending June 30, 2007.

2. Booster Club Funding/Contributions must be included in the above expenditures totals.

Indicate percentage of total expenditures for each gender: (If disparities are obvious, list on your Corrective Action Plan (T-60) what action you will take to correct the problem).

Gender	Expenditures	Percentage
Boys	\$ 73,441	63%
Girls	\$ 43,487	37%
Total:	\$ 116,928	100%

171.86

4/14/08

Principal's Signature: *Paula Goodie*

Date: _____

2007-2008 KHSAA TITLE IX ATHLETICS AUDIT

KHSAA
Form T41
Rev. 12/07

Checklist - Overall Interscholastic Athletics Program

DIRECTIONS:

For the Areas of Compliance (Opportunities and Benefits) listed on the left hand side of the page, place a checkmark under the appropriate column identifying whether your school provided an advantage to the Girls' Program, or to the Boys' Program or to Neither Program. A review of T-35 and T-36 spending patterns might be helpful in completing this form.

Areas of Compliance:	ADVANTAGE TO:		
	GIRLS' PROGRAM	BOYS' PROGRAM	NEITHER PROGRAM
OPPORTUNITIES			
Accommodation of Interest and Abilities			X
BENEFITS			
Equipment and Supplies			X
Scheduling of Games and Practice Time			X
Travel and Per Diem Allowances			X
Coaching			X
Locker Rooms, Practice and Competitive Facilities			X
Medical and Training Facilities and Services			X
Publicity			X
Support Services			X
Athletic Scholarships			NA
Tutoring			NA
Housing and Dining Facilities and Services			NA
Recruitment of Student Athletes			NA

If an advantage is shown, corrective action should be shown on T-60 (Corrective Action Plan).

Principal's Signature: Paula K Goodin Date: 4/14/08

SCHOOL NAME

Pineville High School

2007-2008
TITLE IX

CORRECTIVE ACTION PLAN

DIRECTIONS:

1. For Column 1, indicate the intended area (Opportunities or Benefits) which needs corrective action in order to achieve gender equity. For Column 2, write the suggested change or activities that will correct the area in need of alteration. For Column 3, include the estimated completion date for the changes or activities.
2. It is possible to attain compliance with Title IX and no longer need "corrective" action. However, the KHSAA strongly encourages compliant schools to identify items for improvement (Column 1), activities to accomplish the improvement (Column 2) and a timetable for completion (Column 3) that will strengthen the athletic program.
3. You may copy this form as needed. Please attach corrective action plans along with audit forms and submit by April 15, 2008.

COLUMN 1	COLUMN 2	COLUMN 3
ITEM FOR CORRECTION/ IMPROVEMENT	SUGGESTED CHANGE/ ACTIVITIES	TIME TABLE FOR CORRECTIVE ACTION/ AND OR COMPLETION DATE
Student survey shows an interest in volleyball	Attempted in Fall '07, but not enough interest Based on results of latest survey, will attempt it again in Fall '08 if funding allows; Currently trying to secure funding	Fall '08 or '09
Student survey shows some interest in cross country	Have attempted this in the past but participation was not there; will attempt again in Fall '08	Fall '08
Gender equity in weight room	Weight room has undergone a major renovation and all equipment has been replaced with state of the art Nautilus equipment	School Year 2007-2008
Baseball and softball fields are in need of renovation	Softball field is currently undergoing a total renovation of the playing field	Spring 2008
Principal's Signature: <i>Paula K Goodin</i>	Date: <i>4/14/08</i>	



**2007-2008 INTERSCHOLASTIC
ATHLETICS SURVEY**
Summary of Student Responses

KHSAA
Form T63
Rev.12/07

School Name: Pineville High School

Enrollment
(9-12 Grade): 205 (SHOULD AGREE WITH FORM T-1, COLUMN 1,
ROW 3)

Number of 9-11 Grade Students Surveyed: 162

Number of 8th Grade Students Surveyed: 38

Date: March 13, 2008

Completed By: Bill Keyes, AD

Instructions:

1. Summarize the Student Athletics Interest Surveys Form T-61 by listing the total number of responses on the line next to each sport.
2. Under the Other Category please provide a listing of the sports as well as the number of students who are interested in participating.
3. Please sign and date this Summary Form (T-63) and mail this Summary Form only to the KHSAA by April 15, 2008. Do not mail the student surveys (Form T-61). However, these Forms should be maintained in your files in the event they are requested subsequently.

200 Number of Surveys
173 Total Returned (*A minimum of 80% return is expected*)
8-11 Grades Surveyed (*Should be grades 9-11 and 8th grade if school has a feeder system*)

How Was The Survey Administered? All 2nd period classes
 (e.g. was it given in all English classes, or all home rooms, or advisee/advisor?)

KHSAA Sanctioned Fall Sports (*List Total Number of Participation Responses*)

4 Cross Country (Girls)
4 Cross Country (Boys)
58 Football (Boys)
2 Golf (Girls)
7 Golf (Boys)
12 Soccer (Girls)
8 Soccer (Boys)
35 Volleyball (Girls)

Winter Sport (*List Total Number of Participation Responses*)

- 36 Basketball (Girls)
- 58 Basketball (Boys)
- Indoor Track (Girls)
- Indoor Track (Boys)
- Swimming & Diving (Girls)
- Swimming & Diving (Boys)
- Wrestling (Boys)

Spring Sport (*List Total Number of Participation Responses*)

- 30 Baseball (Boys)
- 27 Fast Pitch Softball (Girls)
- 12 Tennis (Girls)
- 8 Tennis (Boys)
- 14 Track (Girls)
- 32 Track (Boys)

Non-KHSAA Championship Sports (*From Student Survey T-61 Question 10*)

- 51 Archery
- 13 Field Hockey
- 45 Bowling
- 9 Gymnastics (Boys)
- 40 Gymnastics (Girls)
- 27 Ice Hockey
- 10 Lacrosse (Boys)
- 12 Lacrosse (Girls)
- 38 Rifle
- 22 Rodeo
- 18 Slow Pitch Softball
- 9 Volleyball (Boys)
- 0 Water Polo
- 35 Weightlifting

Number of Students who participate in Intramural Sports

(*From Student Survey T-61 Question 5*)

<u>Sport</u>	<u>Number</u>
None Offered	

List Intramural Sports students are interested in adding:
(From Student Survey T-61 Question 6)

Form T-63
 Rev. 12/07

<u>Sport</u>	<u>Number</u>

Participation in Non-School Sports Activities
(From Student Survey T-61 Question 7)

<u>Sport</u>	<u>Number</u>
Hunting	16
Fishing	12
Ultimate Frisbee	21
Gymnastics	10

Reasons for not participating in interscholastic athletics
(From Survey Question 8)

- 9 I prefer other activities such as band, chorus, etc.
- 26 I don't have time
- 9 The practice schedules and game times are inconvenient
- 13 The sport I like isn't offered
- 1 It's too expensive
- 0 I prefer to participate in club or intramural sports
- 15 Working
- 25 Other:

Student Suggestions to encourage participation

Paula K. Goodin
 Principal's Signature

4/14/08
 Date