



**KHSAA TITLE IX  
ANNUAL REPORT SUBMISSION  
STATUS REPORT  
2007-2008**

KHSAA  
Form T65  
Revised 3/08

TO: KHSAA Member School Superintendents, Principals, and Athletic Directors

FROM: Brigid L. DeVries, Commissioner  
Larry Boucher, Assistant Commissioner

DATE: 5-16-2008

School	South Floyd High School	Reviewed by	Reba Woodall
--------	-------------------------	-------------	--------------

The following is a status report regarding the required 2007 - 2008 Title IX Annual Report submission of forms due into the KHSAA office by April 15, 2008. Appropriate KHSAA Audit Team personnel have reviewed these forms and the following is a summary of this review.

I. Checklist of Forms properly submitted in a satisfactory manner:

<input checked="" type="checkbox"/>	GE 19 (Annual Verification)	<input checked="" type="checkbox"/>	T-35 (Budget Expenses)
<input checked="" type="checkbox"/>	T-1 (Summary Program Chart 1)	<input checked="" type="checkbox"/>	T-36 (Budget Expenses)
	T-2 (Summary Program Chart 2)	<input checked="" type="checkbox"/>	T-41 (Checklist – Overall Interscholastic Program)
<input checked="" type="checkbox"/>	T-3 (Summary Program Chart 3)		T-60 (Corrective Action Plan)
	T-4 (Summary Program Chart 4)	<input checked="" type="checkbox"/>	T-63 (Interscholastic Survey Results)

II. Status

A.		2007 – 2008 Forms are satisfactory and no further information or action is necessary at this time.
B.	<input checked="" type="checkbox"/>	Errors have been noted with respect to the following forms: 1. Math error on T-2, T-4, and T-60. Corrected copies sent to school for placement in the 2007-08 Annual Report
C.		The following forms were omitted and must be submitted by school representatives:
D.	<input checked="" type="checkbox"/>	According to the 2007-2008 data, the school appears to be meeting the standards established in: <input checked="" type="checkbox"/> Test 1 (Athletic participation is proportionate to enrollment) <input checked="" type="checkbox"/> Test 2 (History and continuing practice of program expansion) <input checked="" type="checkbox"/> Test 3 (Full and effective accommodation of interests and abilities)
E.	<input checked="" type="checkbox"/>	Other Recommendation and Comments: 1. The KHSAA recommends parents be members of the Gender Equity Committee. 2. The Gender Equity Committee should write an awards policy or review a current policy that reflects the need for all athletes to receive awards. T-35 and T-36 show some sports give awards and some do not. This is an equity issue. The 2008-2009 Annual Report should show the results of a new policy. 3. The Student Survey showed 25 females interested in swimming and diving. This interest should be investigated and included on form T-60 of the 2008-2009 Annual Report. 4. Thank you for your report.

**2007-2008**  
**ACCOMMODATION OF INTERESTS AND ABILITIES**  
**SUMMARY PROGRAM CHART 2**


KHSAA  
 Form T2  
 Rev. 12/07

Participation Opportunities Test Two

			Column 1	Column 2	Column 3	Column 4	Column 5
Program			Number of Teams Currently Offered	Number of Participants	Number of Teams Added Since the beginning of the 2003-2004 School Year	Current Number of Participants for each team added Since the beginning of the 2003-2004 School Year	Percent of Total Participation By Sex Added Since the beginning of the 2003-2004 School Year
GIRLS	Row 1	varsity:	4	47	0	0	
	Row 2	j.v.:	3	37	0	0	
	Row 3	frosh:	2	25	0/1	27	
	Row 4	total:	9	109	0/1	27	25%
BOYS	Row 5	varsity:	4	62	0	0	
	Row 6	j.v.:	3	38	0	0	
	Row 7	frosh:	1	3	0	0	
	Row 8	total:	8	103	0	0	0%

- 1) For Column 1, list the number of interscholastic teams offered for girls and boys at each competitive level (varsity, junior varsity, and freshman). For girls, total each of the entries in Rows 1, 2, and 3 into Row 4. For boys, total Rows 5, 6, and 7 into Row 8.
- 2) For Column 2, list the number of participants at each level. For girls, total each of the entries in Rows 1, 2, and 3 into Row 4. For boys, total Rows 5, 6, and 7 into Row 8. **Note:** The totals in Row 4 for girls and Row 8 for boys must be the same as the totals in Form T-1, Column 3, Rows 1 and 2 respectively.
- 3) For Column 3, list the number of interscholastic teams that have been added in the last five years at each competitive level. Count each team added during the 5 year period only one time. e.g. Girl's junior varsity soccer was added 3 years ago, count the team only once, not 3 times. For girls, total the entries in Rows 2, and 3 into Row 4. For boys, total Rows 5, 6, and 7 into Row 8.
- 4) For Column 4, list the number of participants that are currently on each level of the teams that were added in the last five years. If a team was added previously but no longer exists, there are no current participants to be added for that team. For girls, total the entries in Rows 1, 2, and 3 into Row 4. For boys, total Rows 5, 6, and 7 into Row 8.
- 5) For Column 5, calculate the percentage of participants that have been added in the last five years. For girls, take the number in Column 4, Row 4 and divide by the number in Column 2, Row 4. For boys, take the number in Column 4, Row 8 and divide it by the number in Column 2, Row 8.

Note: If the percentage of current participants added in the last five years is 25% or greater, compliance with Test Two may be possible. If less than 25%, then compliance with Test Three should be analyzed. **CAUTION:** 25% is not a formal compliance standard.


Principal's Signature:  Date: 4/2/2008

**2007-2008**  
**ACCOMODATION OF INTERESTS AND ABILITIES**  
**SUMMARY PROGRAM CHART 4**

**Levels of Competition Test One**

		Column 1	Column 2	Column 3
Girls	Team Levels	Number of Teams Currently Offered	Number of Participants	Percentage of Participants at Each Level
Row 1	varsity:	4	47	43%
Row 2	j.v.:	3	37	34%
Row 3	frosh:	2	25	23%
Row 4	total:		109	100%
<b>Boys</b>				
Row 5	varsity:	4	62	57%
Row 6	j.v.:	3	38	35%
Row 7	frosh:	1	<del>27</del> 8	8%
Row 8	total:		108	100%

- 1) Column 1, list the number of interscholastic teams offered for girls and boys at each competitive level; varsity, junior varsity, and freshman. (Refer to Form T-2, Accommodation of Interests and Abilities, Summary Program Chart 2, Column 1.)
- 2) For Column 2, list the number of participants at each level. For girls, total the entries in Rows 1, 2, and 3 into Row 4. For boys, total the entries in Rows 5, 6, and 7 into Row 8. (Refer to Form T-2, Accommodation of Interests and Abilities, Summary Program Chart 2, Column 2.)
- 3) For Column 3, calculate the percentage of female and male participants at each level.  
For girls' varsity, junior varsity, and frosh, respectively:
  - Divide Column 2, Row 1 by Column 2, Row 4, and place the percentage in Column 3, Row 1
  - Divide Column 2, Row 2 by Column 2, Row 4, and place the percentage in Column 3, Row 2.
  - Divide Column 2, Row 3 by Column 2, Row 4, and place the percentage in Column 3, Row 3.
  -
 For boys' varsity, junior varsity, and frosh, respectively:
  - Divide Column 2, Row 5 by Column 2, Row 8, and place the percentage in Column 3, Row 5.
  - Divide Column 2, Row 6 by Column 2, Row 8, and place the percentage in Column 3, Row 6.
  - Divide Column 2, Row 7 by Column 2, Row 8, and place the percentage in Column 3, Row 7.

Principal's Signature:  Date: 4/7/2008

2007-2008  
TITLE IX  
CORRECTIVE ACTION PLAN

SCHOOL NAME South Floyd High School

**DIRECTIONS:**

1. For Column 1, indicate the intended area (Opportunities or Benefits) which needs corrective action in order to achieve gender equity. For Column 2, write the suggested change or activities that will correct the area in need of alteration. For Column 3, include the estimated completion date for the changes or activities.
2. It is possible to attain compliance with Title IX and no longer need "corrective" action. However, the KHSAA strongly encourages compliant schools to identify items for improvement (Column 1), activities to accomplish the improvement (Column 2) and a timetable for completion (Column 3) that will strengthen the athletic program.
3. You may copy this form as needed. Please attach corrective action plans along with audit forms and submit by April 15, 2008.

COLUMN 1 ITEM FOR CORRECTION/ IMPROVEMENT	COLUMN 2 SUGGESTED CHANGE/ ACTIVITIES	COLUMN 3 TIME TABLE FOR CORRECTIVE ACTION/ AND OR COMPLETION DATE
<b>Booster Clubs</b>	Establish written agreements and ensure appropriate administrative oversight over all booster clubs	August 2008 <i>2009</i>
<b>Athletic Handbook</b>	Write and implement a South Floyd Athletics Handbook	August 2008 (Implement 08-09)
<b>Ticket Sales</b>	The athletic department will develop a plan to sell season tickets to provide more revenue for all sports.	August 2008 <i>2009</i>

Principal's Signature: *Kult*

Date: 4/7/2008



**KENTUCKY HIGH SCHOOL ATHLETIC ASSOCIATION**  
**2007-2008 ANNUAL VERIFICATION OF TITLE IX PROCEDURES**  
 (To be submitted by April 15, 2008 along with other required forms)

KHSAA Form GE19  
Rev.12/07

The South Floyd High School, Hi Hat, Kentucky  
 (Name of High School) (City)

certifies to the Kentucky High School Athletic Association that the following is an accurate and true representation of the facts surrounding compliance with 20 U.S.C. Sections 1681-1688, et. Seq. (also known as Title IX)

**I certify the following provisions in accordance with records at the school contained in the permanent Title IX file, at least one copy of which must be maintained in the Principal's office, and to the best of my knowledge have completed the following tasks.**

Established a gender equity committee at the high school. (list committee personnel and provide attachment if necessary)

Name	Address	Phone	Title
			(Supt., Principal, Student, Parent, Coach, Etc.)
Keith Henry	Betsy Layne, KY	478-2083	Principal
Barry Hall	McDowell, KY	377-6398	Athletic Director
Keith Smallwood	Bevinsville, KY	452-9638	Coach
Kory Henry	Betsy Layne, KY	478-2083	Student
Amber Tackett	Bevinsville, KY	478-4838	Student

Scheduled a minimum of three meetings during the 2007-2008 school year on the following dates:

October 26, 2006
January 18, 2007
April 19, 2007

Designated the following person(s) as the Title IX coordinator for the school:

Name	Title	Address	Phone
Barry Hall	Athletic Director	McDowell, KY	377-6398

Designated the following person(s) as the Title IX coordinator for the district:

Name	Title	Address	Phone
Bonita Compton	County Athletic Director	Martin, KY	285-3634

School personnel are continuing to make periodic reviews of the boys' and girls' athletics program reflected in the Corrective Action Plan.

In addition to the above information, the above referenced school maintains a complete permanent file relative to Title IX records including copies of the self-assessment audit, all corrective action plans, and other related materials.

[Signature] \_\_\_\_\_ 4/7/2008 20  
 Principal's Signature Date

[Signature] \_\_\_\_\_ [Signature]  
 Superintendent Signature School Board Chairpersons' Signature

*(Send original copy to KHSAA - Maintain duplicate in Title IX school folder)*

**2007-2008**  
**ACCOMMODATION OF INTERESTS AND ABILITIES**  
**SUMMARY PROGRAM CHART 1**

KHSAA  
 Form T1  
 Rev. 12/07

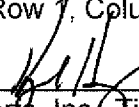
**Participation Opportunities Test One**

		(Column 1)	(Column 2)	(Column 3)	(Column 4)
	Program	Enrollment	Percentage of Total Enrollment	Number of Interscholastic Participants (double and triple count)	Percentage of Total Participation
Row 1	GIRLS	156	51%	109	50%
Row 2	BOYS	152	49%	108	50%
Row 3	Totals	308	100%	217	100%

Instructions: \*Number of 8<sup>th</sup> grade students & below used in Column 3 and Column 4 calculations if applicable: 14

- 1) Determine the total number of girls enrolled, (place in Row 1, Column 1). Determine the total number of boys enrolled, (place in Row 2, Column 1).
- 2) Add the total number of girls and boys enrolled to determine total enrollment, (place in Row 3, Column 1).
- 3) Calculate the percentage of total enrollment that is female. (Divide Row 1, Column 1 by Row 3, Column 1 and place in Row 1, Column 2.) Calculate the percentage of total enrollment that is male. (Divide Row 2, Column 1 by Row 3, Column 1 and place in Row 2, Column 2.) Note: Row 1, Column 2 plus Row 2, Column 2 should total 100%.
- 4) Ask the head coaches to review the most updated eligibility or squad lists for their teams. Ask coaches to confirm the names of those individuals who are on the team as of the first **date of regular season competition**, and cross out the names of those who were cut from the team or quit the team prior to the first regular season competitive event. Determine the total number of interscholastic athletics participants that are girls, (and place in Row 1, Column 3). In order to determine the total number of athletics participants, an individual should be counted each time he or she participates on a team. For example, if Jane Doe competes on the varsity volleyball team, the junior varsity volleyball team, the junior varsity basketball team, and the varsity softball team, she should be counted as four participants (**do not include club or intramural sports participants, cheerleaders, dance teams, or pom squads**). Calculate the same way for boys and girls. \* In addition, should 8<sup>th</sup> grade students and below play on a Freshman, Junior Varsity, or Varsity team, they should also be counted for each team and sport on which they participate. If applicable, please asterisk the above notation as to how many 8<sup>th</sup> grade students & below are included in the totals.  
 Using the same procedure, determine the total number of interscholastic athletic participants that are boys, (and place in Row 2, Column 3). Add Row 1, Column 3 plus Row 2, Column 3 to get total participants and place in Row 3, Column 3.
- 5) Calculate the percentage of female participation. (Row 1, Column 3 divided by Row 3, Column 3 and place in Row 1, Column 4.) Calculate the percentage of male participation. (Row 2, Column 3 divided by Row 3, Column 3 and place in Row 2, Column 4.) Note: Row 1, Column 4 plus Row 2, Column 4 should total 100%.

Note: While being within three percent is not a formal compliance standard; if the percent listed in Row 1, Column 4 is within 3% of Row 1, Column 2, then it provides a good target within which compliance is likely.

Principal's Signature:  Date: 4/7/2008  
 Copyright 1999, Good Sports, Inc., Title IX and Gender Equity Specialists. All rights reserved.

**2007-2008**  
**ACCOMMODATION OF INTERESTS AND ABILITIES**  
**SUMMARY PROGRAM CHART 2**


KHSA  
 Form T2  
 Rev. 12/07

**Participation Opportunities Test Two**

		Column 1	Column 2	Column 3	Column 4	Column 5
Program		Number of Teams Currently Offered	Number of Participants	Number of Teams Added Since the beginning of the 2003-2004 School Year	Current Number of Participants for each team added Since the beginning of the 2003-2004 School Year	Percent of Total Participation By Sex Added Since the beginning of the 2003-2004 School Year
<b>GIRLS</b>	Row 1	varsity:	4	47	0	
	Row 2	j.v.:	3	37	0	
	Row 3	frosh:	2	25	0	
	Row 4	total:	9	109	0	25%
<b>BOYS</b>	Row 5	varsity:	4	62	0	
	Row 6	j.v.:	3	38	0	
	Row 7	frosh:	1	8	0	
	Row 8	total:	8	108	0	0%

- 1) For Column 1, list the number of interscholastic teams offered for girls and boys at each competitive level (varsity, junior varsity, and freshman). For girls, total each of the entries in Rows 1, 2, and 3 into Row 4. For boys, total Rows 5, 6, and 7 into Row 8.
- 2) For Column 2, list the number of participants at each level. For girls, total each of the entries in Rows 1, 2, and 3 into Row 4. For boys, total Rows 5, 6, and 7 into Row 8. **Note:** The totals in Row 4 for girls and in Row 8 for boys must be the same as the totals in Form T-1, Column 3, Rows 1 and 2 respectively.
- 3) For Column 3, list the number of interscholastic teams that have been added in the last five years at each competitive level. Count each team added during the 5 year period only one time. e.g. Girl's junior varsity soccer was added 3 years ago, count the team only once, not 3 times. For girls, total the entries in Rows 1, 2, and 3 into Row 4. For boys, total Rows 5, 6, and 7 into Row 8.
- 4) For Column 4, list the number of participants that are **currently** on each level of the teams that were added in the last five years. If a team was added previously but no longer exists, there are no current participants to be added for that team. For girls, total the entries in Rows 1, 2, and 3 into Row 4. For boys, total Rows 5, 6, and 7 into Row 8.
- 5) For Column 5, calculate the percentage of participants that have been added in the last five years. For girls, take the number in Column 4, Row 4 and divide by the number in Column 2, Row 4. For boys, take the number in Column 4, Row 8 and divide it by the number in Column 2, Row 8.

Note: If the percentage of current participants added in the last five years is 25% or greater, compliance with Test Two may be possible. If less than 25%, then compliance with Test Three should be analyzed. **CAUTION:** 25% is not a formal compliance standard.

Principal's Signature:  Date: 4/7/2008

**2007-2008**  
**ACCOMMODATION OF INTERESTS AND ABILITIES**  
**SUMMARY PROGRAM CHART 3**


KHSAA  
 Form T3  
 Rev. 12/07

**Participation Opportunities Test Three**

FOR ANY QUESTION ANSWERED "YES" IDENTIFY THE RESPECTIVE SPORT(S).

	GIRLS (Yes / No)		BOYS (Yes / No)
1. For a sport <u>not</u> currently offered in your interscholastic athletics program, is there sufficient interest to form a viable interscholastic team based on participation on an intramural team.	NO		NO
2 For a sport <u>not</u> currently offered, is there sufficient interest, based on the responses to your most recent Student Interest Survey, to form a viable interscholastic team for a sport not currently offered. If yes, what sport?	NO		NO
3. For a sport currently offered at the junior varsity or freshman level is there sufficient interest, based on your most recent Student Interest Survey, to form a varsity team not currently offered?	NO		NO
4. For a sport currently offered at the varsity level only, is there sufficient interest, based on your most recent Student Interest Survey, to form a viable team for a junior varsity or freshman team that is not currently offered?	NO		NO
5. If you answered YES to question (1), (2), (3), or (4), are there enough high schools in the geographic area offering the sport (at the appropriate level) to allow for the development of a reasonable schedule of competition?	N/A		N/A

Plans to Address Interest:

Principal's Signature :  Date: 4/7/2008



**2007-2008**  
**ACCOMODATION OF INTERESTS AND ABILITIES**  
**SUMMARY PROGRAM CHART 4**

**Levels of Competition Test One**

		Column 1	Column 2	Column 3
Girls	Team Levels	Number of Teams Currently Offered	Number of Participants	Percentage of Participants at Each Level
Row 1	varsity:	4	47	43%
Row 2	j.v.:	3	37	34%
Row 3	frosh:	2	25	23%
Row 4	total:		109	100%
<b>Boys</b>				
Row 5	varsity:	4	62	57%
Row 6	j.v.:	3	38	35%
Row 7	frosh:	1	27	8%
Row 8	total:		108	100%

- 1) Column 1, list the number of interscholastic teams offered for girls and boys at each competitive level; varsity, junior varsity, and freshman. (Refer to Form T-2, Accommodation of Interests and Abilities, Summary Program Chart 2, Column 1.)
- 2) For Column 2, list the number of participants at each level. For girls, total the entries in Rows 1, 2, and 3 into Row 4. For boys, total the entries in Rows 5, 6, and 7 into Row 8. (Refer to Form T-2, Accommodation of Interests and Abilities, Summary Program Chart 2, Column 2.)
- 3) For Column 3, calculate the percentage of female and male participants at each level.  
For girls' varsity, junior varsity, and frosh, respectively:
  - Divide Column 2, Row 1 by Column 2, Row 4, and place the percentage in Column 3, Row 1
  - Divide Column 2, Row 2 by Column 2, Row 4, and place the percentage in Column 3, Row 2.
  - Divide Column 2, Row 3 by Column 2, Row 4, and place the percentage in Column 3, Row 3.
  -
 For boys' varsity, junior varsity, and frosh, respectively:
  - Divide Column 2, Row 5 by Column 2, Row 8, and place the percentage in Column 3, Row 5.
  - Divide Column 2, Row 6 by Column 2, Row 8, and place the percentage in Column 3, Row 6.
  - Divide Column 2, Row 7 by Column 2, Row 8, and place the percentage in Column 3, Row 7.

Principal's Signature: \_\_\_\_\_

Date: 4/7/2008

**2007-2008  
ACTUAL EXPENDITURES - PROGRAM COMPARISON CHART 1  
TO INCLUDE BOOSTER CLUB FUNDING**

	equipment and supplies			travel			awards			coaches' salaries (to include supplemental and extended employment; dollar amount required)			facilities improvements			publications (if sport-specific)			
	Expenditures			Expenditures			Expenditures			Expenditures			Expenditures			Expenditures			
	School	Booster		School	Booster		School	Booster		School	Booster		School	Booster		School	Booster		
G basketball	2,172.00	2977.00		5,052.00	2,525.00		\$0	\$0		6,750.00			\$0	\$0		\$0	\$0		110.00
B basketball	2,906.00	5294.00		4,524.00	4,108.00		\$0	2,001.00		6,750.00			\$0	\$0		\$0	\$0		1,518.00
G softball	110.00	\$0		1,183.00	\$0		\$0	\$0		2,000.00			\$0	\$0		\$0	\$0		\$0
B baseball	879.00	\$0		1,073.00	\$0		\$0	\$0		1,500.00			\$0	\$0		\$0	\$0		\$0
G cross country	N/A	N/A		N/A	N/A		N/A	N/A		N/A			N/A	N/A		N/A	N/A		N/A
B cross country	N/A	N/A		N/A	N/A		N/A	N/A		N/A			N/A	N/A		N/A	N/A		N/A
G golf	\$0	\$0		\$0	\$0		\$0	\$0		750.00			\$0	\$0		\$0	\$0		\$0
B golf	\$0	\$0		\$0	\$0		\$0	\$0		750.00			\$0	\$0		\$0	\$0		\$0
G soccer	N/A	N/A		N/A	N/A		N/A	N/A		N/A			N/A	N/A		N/A	N/A		N/A
B soccer	N/A	N/A		N/A	N/A		N/A	N/A		N/A			N/A	N/A		N/A	N/A		N/A
G swimming	N/A	N/A		N/A	N/A		N/A	N/A		N/A			N/A	N/A		N/A	N/A		N/A
B swimming	N/A	N/A		N/A	N/A		N/A	N/A		N/A			N/A	N/A		N/A	N/A		N/A

1. Total expenditures on T-35 and T-36 on the 2007-2008 year report due by April 15, 2008, should reflect the total monies spent (rounded off to nearest dollar) for the entire school year of 2006-2007 ending June 30, 2007.

2. Booster Club Funding/Contributions must be included in the above expenditures total. (Note: It is illegal for coaches to be paid by Booster Clubs - Reference KHSAA Bylaw 27)

Principal's Signature: *[Signature]*

Date: 4/7/2008

**2007-2008  
ACTUAL EXPENDITURES - PROGRAM COMPARISON CHART 2  
TO INCLUDE BOOSTER CLUB FUNDING**


	equipment and supplies		travel		awards		coaches' salaries (to include supplemental and extended employment; dollar amount required)		facilities improvements		publications (if sport-specific)	
	Expenditures		Expenditures		Expenditures		Expenditures		Expenditures		Expenditures	
	School	Booster	School	Booster	School	Booster	School	# of Coaches for all levels / # of Teams for all levels	School	Booster	School	Booster
G track	\$ 0	\$ 0	647.00	\$ 0	\$ 0	\$ 0	1,000.00	1	\$ 0	\$ 0	\$ 0	\$ 0
B track	\$ 0	\$ 0	648.00	\$ 0	\$ 0	\$ 0	1,000.00	1	\$ 0	\$ 0	\$ 0	\$ 0
G tennis	N/A	N/A	N/A	N/A	N/A	N/A	N/A	N/A	N/A	N/A	N/A	N/A
B tennis	N/A	N/A	N/A	N/A	N/A	N/A	N/A	N/A	N/A	N/A	N/A	N/A
G volleyball	\$ 0	5,038.00	4,507.00	5,642.00	118.00	960.00	2,000.00	2	\$ 0	\$ 0	\$ 0	\$ 0
B wrestling	N/A	N/A	N/A	N/A	N/A	N/A	N/A	N/A	N/A	N/A	N/A	N/A
G (list sport)	N/A	N/A	N/A	N/A	N/A	N/A	N/A	N/A	N/A	N/A	N/A	N/A
B football	1,725.00	\$ 0	2,342.00	\$ 0	\$ 0	235.00	7,000.00	3	\$ 0	44.00	455.00	455.00
G (list sport)	N/A	N/A	N/A	N/A	N/A	N/A	N/A	N/A	N/A	N/A	N/A	N/A
B (list sport)	N/A	N/A	N/A	N/A	N/A	N/A	N/A	N/A	N/A	N/A	N/A	N/A

1. Total expenditures on T-35 and T-36 on the 2007-2008 year report due by April 15, 2008, should reflect the total monies spent (rounded off to nearest dollar) for the entire school year of 2006-2007 ending June 30, 2007.

2. Booster Club Funding/Contributions must be included in the above expenditures totals. Indicate percentage of total expenditures for each gender: (If disparities are obvious, list on your Corrective Action Plan (T-60) what action you will take to correct the problem).

Gender	Expenditures	Percentage
Boys	\$ 44,752	49%
Girls	\$ 43,541	51%
<b>Total:</b>	<b>\$ 88,293</b>	<b>100%</b>

*\$14 diff.*

Principal's Signature: 

Date: 4/7/2008

## 2007-2008 KHSAA TITLE IX ATHLETICS AUDIT

KHSAA  
Form T41  
Rev. 12/07

### Checklist - Overall Interscholastic Athletics Program

**DIRECTIONS:**

For the Areas of Compliance (Opportunities and Benefits) listed on the left hand side of the page, place a checkmark under the appropriate column identifying whether your school provided an advantage to the Girls' Program, or to the Boys' Program or to Neither Program. A review of T-35 and T-36 spending patterns might be helpful in completing this form.

Areas of Compliance:	ADVANTAGE TO:		
	GIRLS' PROGRAM	BOYS' PROGRAM	NEITHER PROGRAM
<b>OPPORTUNITIES</b>			
Accommodation of Interest and Abilities			√
<b>BENEFITS</b>			
Equipment and Supplies			√
Scheduling of Games and Practice Time			√
Travel and Per Diem Allowances			√
Coaching			√
Locker Rooms, Practice and Competitive Facilities			√
Medical and Training Facilities and Services			√
Publicity			√
Support Services			√
Athletic Scholarships			√
Tutoring			√
Housing and Dining Facilities and Services			√
Recruitment of Student Athletes			√

If an advantage is shown, corrective action should be shown on T-60 (Corrective Action Plan).

Principal's Signature: 

Date: 4/7/2008

South Floyd High School

CORRECTIVE ACTION PLAN

**DIRECTIONS:**

- For Column 1, indicate the intended area (Opportunities or Benefits) which needs corrective action in order to achieve gender equity. For Column 2, write the suggested change or activities that will correct the area in need of alteration. For Column 3, include the estimated completion date for the changes or activities.
- It is possible to attain compliance with Title IX and no longer need "corrective" action. However, the KHSAA strongly encourages compliant schools to identify items for improvement (Column 1), activities to accomplish the improvement (Column 2) and a timetable for completion (Column 3) that will strengthen the athletic program.
- You may copy this form as needed. Please attach corrective action plans along with audit forms and submit by April 15, 2008.

COLUMN 1	COLUMN 2	COLUMN 3
ITEM FOR CORRECTION/ IMPROVEMENT	SUGGESTED CHANGE/ ACTIVITIES	TIME TABLE FOR CORRECTIVE ACTION/ AND OR COMPLETION DATE
<b>Booster Clubs</b>	Establish written agreements and ensure appropriate administrative oversight over all booster clubs	August 2008 <i>2009</i>
<b>Athletic Handbook</b>	Write and implement a South Floyd Athletics Handbook	August 2008 (Implement 08-09)
<b>Ticket Sales</b>	The athletic department will develop a plan to sell season tickets to provide more revenue for all sports.	August 2008 <i>2009</i>

Principal's Signature: *Kults*

Date: 4/7/2008



**2007-2008 INTERSCHOLASTIC  
ATHLETICS SURVEY**  
Summary of Student Responses

KHSAA  
Form T63  
Rev.12/07

**School Name:** South Floyd High School

**Enrollment**  
**(9-12 Grade): 286** (SHOULD AGREE WITH FORM T-1, COLUMN 1,  
ROW 3)

**Number of 9-11 Grade Students Surveyed: 180**

**Number of 8<sup>th</sup> Grade Students Surveyed: 71**

**Date:** March 4, 2008

**Completed By:** Barry Hall

**Instructions:**

1. Summarize the Student Athletics Interest Surveys Form T-61 by listing the total number of responses on the line next to each sport.
2. Under the Other Category please provide a listing of the sports as well as the number of students who are interested in participating.
3. Please sign and date this Summary Form (T-63) and mail this Summary Form only to the KHSAA by April 15, 2008. Do not mail the student surveys (Form T-61). However, these Forms should be maintained in your files in the event they are requested subsequently.

251 Number of Surveys *100%*

251 Total Returned (*A minimum of 80% return is expected*)

8-11 Grades Surveyed (*Should be grades 9-11 and 8<sup>th</sup> grade if school has a feeder system*)

How Was The Survey Administered? Distributed to each grade during 1<sup>st</sup> period  
(e.g. was it given in all English classes, or all home rooms, or advisee/advisor?)

**KHSAA Sanctioned Fall Sports** (*List Total Number of Participation Responses*)

6 Cross Country (Girls)

5 Cross Country (Boys)

67 Football (Boys)

7 Golf (Girls)

5 Golf (Boys)

19 Soccer (Girls) —

8 Soccer (Boys)

56 Volleyball (Girls)

**Winter Sport** (*List Total Number of Participation Responses*)

<u>34</u>	Basketball (Girls)
<u>60</u>	Basketball (Boys)
<u>9</u>	Indoor Track (Girls)
<u>5</u>	Indoor Track (Boys)
<u>25</u>	Swimming & Diving (Girls) —
<u>8</u>	Swimming & Diving (Boys)
<u>24</u>	Wrestling (Boys)

**Spring Sport** (*List Total Number of Participation Responses*)

<u>53</u>	Baseball (Boys)
<u>27</u>	Fast Pitch Softball (Girls)
<u>35</u>	Tennis (Girls) —
<u>15</u>	Tennis (Boys)
<u>16</u>	Track (Girls)
<u>12</u>	Track (Boys)

**Non-KHSAA Championship Sports** (*From Student Survey T-61 Question 10*)

<u>53</u>	Archery
<u>4</u>	Field Hockey
<u>80</u>	Bowling
<u>1</u>	Gymnastics (Boys)
<u>36</u>	Gymnastics (Girls)
<u>24</u>	Ice Hockey
<u>17</u>	Lacrosse (Boys)
<u>16</u>	Lacrosse (Girls)
<u>41</u>	Rifle
<u>22</u>	Rodeo
<u>13</u>	Slow Pitch Softball
<u>14</u>	Volleyball (Boys)
<u>0</u>	Water Polo
<u>50</u>	Weightlifting

**Number of Students who participate in Intramural Sports**

(*From Student Survey T-61 Question 5*)

<u>Sport</u>	<u>Number</u>
N/A	

**List Intramural Sports students are interested in adding:**

*(From Student Survey T-61 Question 6)*

<u>Sport</u>	<u>Number</u>
Basketball	19
Tennis	11
Soccer	6
Volleyball	6
Football	6

**Participation in Non-School Sports Activities**

*(From Student Survey T-61 Question 7)*

<u>Sport</u>	<u>Number</u>
Basketball	22
Baseball	13
Football	10
Volleyball	7
Golf	2

**Reasons for not participating in interscholastic athletics**

*(From Survey Question 8)*

- 26 I prefer other activities such as band, chorus, etc.
- 57 I don't have time
- 17 The practice schedules and game times are inconvenient
- 22 The sport I like isn't offered
- 11 It's too expensive
- 10 I prefer to participate in club or intramural sports
- 12 Working
- 45 Other:

Student Suggestions to encourage participation

- (1) Have more booster clubs so the sports teams can have more money.
- (2) Make more athletic activities available (3) Have practice at better times
- (4) The school could post flyers to help inform the students of the times and places
- (5) Free Food at the sports events (6) Give us sports we like
- (7) Make it more fun

  
 \_\_\_\_\_  
**Principal's Signature**

4/7/2008  
 \_\_\_\_\_  
**Date**



KHSAA  
Form T-36  
REV.12.07

**2007-2008  
ACTUAL EXPENDITURES - PROGRAM COMPARISON CHART 2  
TO INCLUDE BOOSTER CLUB FUNDING**

	equipment and supplies		travel		awards		coaches' salaries (to include supplemental and extended employment; dollar amount required)		facilities improvements		publications (if sport-specific)	
	Expenditures		Expenditures		Expenditures		Expenditures		Expenditures		Expenditures	
	School	Booster	School	Booster	School	Booster	School	Booster	School	Booster	School	Booster
G track	\$ 0	\$ 0	647.00	\$ 0	\$ 0	\$ 0	1,000.00	\$ 0	\$ 0	\$ 0	\$ 0	\$ 0
B track	\$ 0	\$ 0	648.00	\$ 0	\$ 0	\$ 0	1,000.00	\$ 0	\$ 0	\$ 0	\$ 0	\$ 0
G tennis	N/A	N/A	N/A	N/A	N/A	N/A	N/A	N/A	N/A	N/A	N/A	N/A
B tennis	N/A	N/A	N/A	N/A	N/A	N/A	N/A	N/A	N/A	N/A	N/A	N/A
G volleyball	\$ 0	5,038.00	4,507.00	5,642.00	118.00	960.00	2,000.00	960.00	\$ 0	\$ 0	\$ 0	\$ 0
B wrestling	N/A	N/A	N/A	N/A	N/A	N/A	N/A	N/A	N/A	N/A	N/A	N/A
G (list sport)	N/A	N/A	N/A	N/A	N/A	N/A	N/A	N/A	N/A	N/A	N/A	N/A
B football	1,725.00	\$ 0	2,342.00	\$ 0	\$ 0	235.00	7,000.00	44.00	\$ 0	\$ 0	455.00	455.00
G (list sport)	N/A	N/A	N/A	N/A	N/A	N/A	N/A	N/A	N/A	N/A	N/A	N/A
B (list sport)	N/A	N/A	N/A	N/A	N/A	N/A	N/A	N/A	N/A	N/A	N/A	N/A

1. Total expenditures on T-35 and T-36 on the 2007-2008 year report due by April 15, 2008, should reflect the total monies spent (rounded off to nearest dollar) for the entire school year of 2006-2007 ending June 30, 2007.

2. Booster Club Funding/Contributions must be included in the above expenditures totals. Indicate percentage of total expenditures for each gender: (if disparities are obvious, list on your Corrective Action Plan (T-50) what action you will take to correct the problem).

Gender	Expenditures	Percentage
Boys	\$ 44,752	49%
Girls	\$ 43,541	51%
<b>Total:</b>	<b>\$ 88,293</b>	<b>100%</b>

Principal's Signature: *K. H. H.* Date: 4/7/2008