

**KHSAA TITLE IX
ANNUAL REPORT SUBMISSION
STATUS REPORT
2007-2008**

KHSAA
Form T65
Revised 3/08

TO: KHSAA Member School Superintendents, Principals, and Athletic Directors

FROM: Brigid L. DeVries, Commissioner
Larry Boucher, Assistant Commissioner

Date: April 22, 2008

School	St. Patrick High School	Reviewed by	Gordon D. Bocock
--------	-------------------------	-------------	------------------

The following is a status report regarding the required 2007 - 2008 Title IX Annual Report submission of forms due into the KHSAA office by April 15, 2008. Appropriate KHSAA Audit Team personnel have reviewed these forms and the following is a summary of this review.

I. Checklist of Forms properly submitted in a satisfactory manner:

X	GE 19 (Annual Verification)	X	T-35 (Budget Expenses)
X	T-1 (Summary Program Chart 1)	X	T-36 (Budget Expenses)
X	T-2 (Summary Program Chart 2)	X	T-41 (Checklist - Overall Interscholastic Program)
X	T-3 (Summary Program Chart 3)	X	T-60 (Corrective Action Plan)
X	T-4 (Summary Program Chart 4)	X	T-63 (Interscholastic Survey Results)

II. Status

A.	X	2007 - 2008 Forms are satisfactory and no further information or action is necessary at this time.
B.		Errors have been noted with respect to the following forms:
C.		The following forms were omitted and must be submitted by school representatives:
D.		According to the 2007-2008 data, the school appears to be meeting the standards established in: <input checked="" type="checkbox"/> Test 1 (Athletic participation is proportionate to enrollment) <input checked="" type="checkbox"/> Test 2 (History and continuing practice of program expansion) <input checked="" type="checkbox"/> Test 3 (Full and effective accommodation of interests and abilities)
E.		Other Recommendation and Comments: <ul style="list-style-type: none"> • The Gender Equity Committee is required to meet three times a year and that was done, but it is highly recommended that the committee meet at least once during each of the sports seasons (Fall - Winter - Spring). • The Gender Equity Committee needs to keep an eye on the budget expenditures as the girls currently outnumber the boys in enrollment as well as participation. • Very good report! I look forward to working with you in the 2008-2009 school year.



**KENTUCKY HIGH SCHOOL ATHLETIC ASSOCIATION
2007-2008 ANNUAL VERIFICATION OF TITLE IX PROCEDURES**

*KHSAA Form GE19
Rev.12/07*

(To be submitted by April 15, 2008 along with other required forms)

The St. Patrick High School, Maysville, Kentucky
(Name of High School) (City)

certifies to the Kentucky High School Athletic Association that the following is an accurate and true representation of the facts surrounding compliance with 20 U.S.C. Sections 1681-1688, et. Seq. (also known as Title IX)

I certify the following provisions in accordance with records at the school contained in the permanent Title IX file, at least one copy of which must be maintained in the Principal's office, and to the best of my knowledge have completed the following tasks.

Established a gender equity committee at the high school. (list committee personnel and provide attachment if necessary)

Name	Address	Phone	Title
(Supt., Principal, Student, Parent, Coach, Etc.)			
Jason Hinson	PO Box 91, Germantown, KY 41044	606-564-8871	Boys Basketball Coach
Mike Kirry,	469 Auxier Dr., Cincinnati, OH 45244	513-680-1068	Principal
Michele Mosler	2216 Meadowridge Dr., Maysville, KY 41056	606-759-4043	Parent
Elizabeth Chamberlain	PO Box 402, Maysville, KY 41056	606-375-2123	Parent
Leslie Pfeffer	2015 Campbell Dr., Aberdeen, OH 45101	937-795-0486	Student Athlete
Elaine Douglas	2609 B'Ville-G'Town Rd., Brooksville, KY 41004	606-782-5778	Girls Basketball Coach
Lex Turner	1024 E. 2 nd St., Maysville, KY 41056	606-564-4448	Athletic Director
Andy Clarke	1106 Ash Point, Maysville, KY 41056	606-5649933	Student Athlete

Scheduled a minimum of three meetings during the 2007-2008 school year on the following dates:

December 20, 2007
March 17, 2008
April 9, 2008

Designated the following person(s) as the Title IX coordinator for the school:

Name	Title	Address	Phone
Lex Turner	Athletic Director	1024 E. 2 nd St., Maysville, KY 41056	606-564-4448

Designated the following person(s) as the Title IX coordinator for the district:

Name	Title	Address	Phone
Lex Turner	Athletic Director	1024 E. 2 nd St., Maysville, KY 41056	606-564-4448

School personnel are continuing to make periodic reviews of the boys' and girls' athletics program reflected in the Corrective Action Plan.

In addition to the above information, the above referenced school maintains a complete permanent file relative to Title IX records including copies of the self-assessment audit, all corrective action plans, and other related materials.

Principal's Signature

4/10 2008
Date

Superintendent Signature

School Board Chairpersons' Signature

(Send original copy to KHSAA - Maintain duplicate in Title IX school folder)

Athletic Participation

<u>Girl's Athletic Teams</u>	<u>High School</u>	<u>Below 9th Grade</u>	<u>Year Started</u>
Varsity Cross Country	5	1	1999
J.V. Cross Country	0	0	2000
Varsity Soccer	19	0	2001
J.V. Soccer	0	0	2004
Varsity Volleyball	12	0	2003
J.V. Volleyball	11	4	2003
Fr. Volleyball	8	0	2007
Varsity Basketball	11	5	NA
J.V. Basketball	6	5	1998-99
Fr. Basketball	3	5	2007-08
Varsity Swim	0	4	2003-04
J.V. Swim	0	4	2003-04
Fr. Swim	0	4	2003-04
Varsity Softball(FP)	7	6	1999
J.V. Softball	6	6	2001
Tennis	8	0	1976-78
Total	96	44	

Boy's Athletic Teams

Golf	4	0	NA
Varsity Cross Country	1	0	1999
J.V. Cross Country	0	0	2000
Varsity Soccer	20	0	1996
J.V. Soccer	0	0	1998
Varsity Basketball	15	0	NA
J.V. Basketball	13	1	NA
Fr. Basketball	4	7	NA
Varsity Swim	3	0	2003-04
J.V. Swim	2	0	2003-04
Fr. Swim	2	0	2003-04
Varsity Baseball	15	4	NA
J.V. Baseball	12	4	2004
Tennis	6	2	1976-77
Total	97	18	

Michael King

4/10/08

2007-2008
ACCOMMODATION OF INTERESTS AND ABILITIES
SUMMARY PROGRAM CHART 1

KHSAA
 Form T1
 Rev.12/07

Participation Opportunities Test One

		(Column 1)	(Column 2)	(Column 3)	(Column 4)
	Program	Enrollment	Percentage of Total Enrollment	Number of Interscholastic Participants (double and triple count)	Percentage of Total Participation
Row 1	GIRLS	58	52	140	55
Row 2	BOYS	53	48	115	45
Row 3	Totals	111 ✓	100%	255 ✓	100%

Instructions:

*Number of 8th grade students & below used in Column 3 and Column 4 calculations if applicable: Girls - 44 Boys - 18

- Determine the total number of girls enrolled, (place in Row 1, Column 1). Determine the total number of boys enrolled, (place in Row 2, Column 1).
- Add the total number of girls and boys enrolled to determine total enrollment, (place in Row 3, Column 1).
- Calculate the percentage of total enrollment that is female. (Divide Row 1, Column 1 by Row 3, Column 1 and place in Row 1, Column 2.) Calculate the percentage of total enrollment that is male. (Divide Row 2, Column 1 by Row 3, Column 1 and place in Row 2, Column 2.) Note: Row 1, Column 2 plus Row 2, Column 2 should total 100%.
- Ask the head coaches to review the most updated eligibility or squad lists for their teams. Ask coaches to confirm the names of those individuals who are on the team as of the first **date of regular season competition**, and cross out the names of those who were cut from the team or quit the team prior to the first regular season competitive event. Determine the total number of interscholastic athletics participants that are girls, (and place in Row 1, Column 3). In order to determine the total number of athletics participants, an individual should be counted each time he or she participates on a team. For example, if Jane Doe competes on the varsity volleyball team, the junior varsity volleyball team, the junior varsity basketball team, and the varsity softball team, she should be counted as four participants (**do not include club or intramural sports participants, cheerleaders, dance teams, or pom squads**). Calculate the same way for boys and girls. * In addition, should 8th grade students and below play on a Freshman, Junior Varsity, or Varsity team, they should also be counted for each team and sport on which they participate. If applicable, please asterisk the above notation as to how many 8th grade students & below are included in the totals.
 Using the same procedure, determine the total number of interscholastic athletic participants that are boys, (and place in Row 2, Column 3). Add Row 1, Column 3 plus Row 2, Column 3 to get total participants and place in Row 3, Column 3.
- Calculate the percentage of female participation. (Row 1, Column 3 divided by Row 3, Column 3 and place in Row 1, Column 4.) Calculate the percentage of male participation. (Row 2, Column 3 divided by Row 3, Column 3 and place in Row 2, Column 4.) Note: Row 1, Column 4 plus Row 2, Column 4 should total 100%.

Note: While being within three percent is not a formal compliance standard; if the percent listed in Row 1, Column 4 is within 3% of Row 1, Column 2, then it provides a good target within which compliance is likely.

Principal's Signature: Michael King Date: 4/10/08
 Copyright 1999, Good Sports, Inc., Title IX and Gender Equity Specialists. All rights reserved.

2007-2008
ACCOMMODATION OF INTERESTS AND ABILITIES
SUMMARY PROGRAM CHART 2


KHSAA
 Form T2
 Rev. 12/07

Participation Opportunities Test Two

		Column 1	Column 2	Column 3	Column 4	Column 5
Program		Number of Teams Currently Offered	Number of Participants	Number of Teams Added Since the beginning of the 2003-2004 School Year	Current Number of Participants for each team added Since the beginning of the 2003-2004 School Year	Percent of Total Participation By Sex Added Since the beginning of the 2003-2004 School Year
GIRLS	Row 1	varsity:	7	78	2	16
	Row 2	j.v.:	4	42	2	19
	Row 3	frosh:	3	20	3	20
	Row 4	total:	14	140	7	55
BOYS	Row 5	varsity:	7	70	1	3
	Row 6	j.v.:	4	32	2	18
	Row 7	frosh:	2	13	1	2
	Row 8	total:	13	115	4	23

- 1) For Column 1, list the number of interscholastic teams offered for girls and boys at each competitive level (varsity, junior varsity, and freshman). For girls, total each of the entries in Rows 1, 2, and 3 into Row 4. For boys, total Rows 5, 6, and 7 into Row 8.
- 2) For Column 2, list the number of participants at each level. For girls, total each of the entries in Rows 1, 2, and 3 into Row 4. For boys, total Rows 5, 6, and 7 into Row 8. **Note:** The totals in Row 4 for girls and in Row 8 for boys must be the same as the totals in Form T-1, Column 3, Rows 1 and 2 respectively.
- 3) For Column 3, list the number of interscholastic teams that have been added in the last five years at each competitive level. Count each team added during the 5 year period only one time. e.g. Girl's junior varsity soccer was added 3 years ago, count the team only once, not 3 times. For girls, total the entries in Rows 1, 2, and 3 into Row 4. For boys, total Rows 5, 6, and 7 into Row 8.
- 4) For Column 4, list the number of participants that are **currently** on each level of the teams that were added in the last five years. If a team was added previously but no longer exists, there are no current participants to be added for that team. For girls, total the entries in Rows 1, 2, and 3 into Row 4. For boys, total Rows 5, 6, and 7 into Row 8.
- 5) For Column 5, calculate the percentage of participants that have been added in the last five years. For girls, take the number in Column 4, Row 4 and divide by the number in Column 2, Row 4. For boys, take the number in Column 4, Row 8 and divide it by the number in Column 2, Row 8.

Note: If the percentage of current participants added in the last five years is 25% or greater, compliance with Test Two may be possible. If less than 25%, then compliance with Test Three should be analyzed. **CAUTION:** 25% is not a formal compliance standard.

Principal's Signature:  Date: 4/10/08

2007-2008
ACCOMMODATION OF INTERESTS AND ABILITIES
SUMMARY PROGRAM CHART 3

Participation Opportunities Test Three

FOR ANY QUESTION ANSWERED "YES" IDENTIFY THE RESPECTIVE SPORT(S).

	GIRLS (Yes / No)		BOYS (Yes / No)
1. For a sport <u>not</u> currently offered in your interscholastic athletics program, is there sufficient interest to form a viable interscholastic team based on participation on an intramural team.	No		No
2 For a sport <u>not</u> currently offered, is there sufficient interest, based on the responses to your most recent Student Interest Survey, to form a viable interscholastic team for a sport not currently offered. If yes, what sport?	No		No
3. For a sport currently offered at the junior varsity or freshman level is there sufficient interest, based on your most recent Student Interest Survey, to form a varsity team not currently offered?	No		No
4. For a sport currently offered at the varsity level only, is there sufficient interest, based on your most recent Student Interest Survey, to form a viable team for a junior varsity or freshman team that is not currently offered?	No		No
5. If you answered YES to question (1), (2), (3), or (4), are there enough high schools in the geographic area offering the sport (at the appropriate level) to allow for the development of a reasonable schedule of competition?	NA		NA

Plans to Address Interest:

Principal's Signature :

Mitch King

Date:

4/10/08

2007-2008
ACCOMMODATION OF INTERESTS AND ABILITIES
SUMMARY PROGRAM CHART 4

Levels of Competition Test One

		Column 1	Column 2	Column 3
Girls	Team Levels	Number of Teams Currently Offered	Number of Participants	Percentage of Participants at Each Level
Row 1	varsity:	7	78	56
Row 2	j.v.:	4	42	30
Row 3	frosh:	3	20	14
Row 4	total:		140	100%
Boys				
Row 5	varsity:	7	70	61
Row 6	j.v.:	4	32	28
Row 7	frosh:	2	13	11
Row 8	total:		115	100%

- Column 1, list the number of interscholastic teams offered for girls and boys at each competitive level; varsity, junior varsity, and freshman. (Refer to Form T-2, Accommodation of Interests and Abilities, Summary Program Chart 2, Column 1.)
- For Column 2, list the number of participants at each level. For girls, total the entries in Rows 1, 2, and 3 into Row 4. For boys, total the entries in Rows 5, 6, and 7 into Row 8. (Refer to Form T-2, Accommodation of Interests and Abilities, Summary Program Chart 2, Column 2.)
- For Column 3, calculate the percentage of female and male participants at each level.
 For girls' varsity, junior varsity, and frosh, respectively:
 Divide Column 2, Row 1 by Column 2, Row 4, and place the percentage in Column 3, Row 1.
 Divide Column 2, Row 2 by Column 2, Row 4, and place the percentage in Column 3, Row 2.
 Divide Column 2, Row 3 by Column 2, Row 4, and place the percentage in Column 3, Row 3.


 For boys' varsity, junior varsity, and frosh, respectively:
 Divide Column 2, Row 5 by Column 2, Row 8, and place the percentage in Column 3, Row 5.
 Divide Column 2, Row 6 by Column 2, Row 8, and place the percentage in Column 3, Row 6.
 Divide Column 2, Row 7 by Column 2, Row 8, and place the percentage in Column 3, Row 7.

Principal's Signature: Michael King Date: 4/10/08

**2007-2008
ACTUAL EXPENDITURES - PROGRAM COMPARISON CHART 1
TO INCLUDE BOOSTER CLUB FUNDING**

	* equipment and supplies		** travel		*** awards		*** coaches' salaries (to include supplemental and extended employment; dollar amount required)	**** facilities improvements		***** publications (if sport-specific)	
	School	Booster	School	Booster	School	Booster		School	Booster	School	Booster
G basketball	0	A, 6,173	0	534	0	133	3700	0	0	0	0
B basketball	0	A, 6,545	0	753	0	204	3300	0	0	0	0
G softball	0	B, 813	0	42	0	162	800	0	0	0	0
B baseball	0	B, 997	0	346	0	174	800	0	350	0	0
G cross country	0	C, 56	0	158	0	8	300	0	0	0	0
B cross country	0	C, 80	0	158	0	0	300	0	0	0	0
G golf	NA	NA	NA	NA	NA	NA	NA	NA	NA	NA	NA
B golf	0	360	0	258	0	48	800	0	0	0	0
G soccer	0	P, 485	0	193	0	178	2100	0	400	0	0
B soccer	0	D, 629	0	396	0	252	2200	0	400	0	0
G swimming	0	13	0	0	0	32	250	0	0	0	0
B swimming	0	13	0	0	0	27	250	0	0	0	0

- Total expenditures on T-35 and T-36 on the 2007-2008 year report due by April 15, 2008, should reflect the total monies spent (rounded off to nearest dollar) for the entire school year of 2006-2007 ending June 30, 2007.
- Booster Club Funding/Contributions must be included in the above expenditures total. (Note: It is illegal for coaches to be paid by Booster Clubs - Reference KHSAA Bylaw 27)

Principal's Signature:  Date: 4/10/08

**2007-2008
ACTUAL EXPENDITURES - PROGRAM COMPARISON CHART 2
TO INCLUDE BOOSTER CLUB FUNDING**

	*equipment and supplies		** travel		***awards		**** coaches' salaries (to include supplemental and extended employment; dollar amount required)		***** facilities improvements		***** publications (if sport-specific)	
	School	Booster	School	Booster	School	Booster	School	Booster	School	Booster	School	Booster
G track	NA	NA	NA	NA	NA	NA	NA	NA	NA	NA	NA	NA
B track	NA	NA	NA	NA	NA	NA	NA	NA	NA	NA	NA	NA
G tennis	0	E. 106	0	157	0	56	550	1	0	0	0	0
B tennis	0	E. 123	0	157	0	93	550	1	0	0	0	0
G volleyball	0	174	0	186	0	92	800	1	0	0	0	0
B wrestling	NA	NA	NA	NA	NA	NA	NA	NA	NA	NA	NA	NA
G (list sport)	NA	NA	NA	NA	NA	NA	NA	NA	NA	NA	NA	NA
B football	NA	NA	NA	NA	NA	NA	NA	NA	NA	NA	NA	NA
G (list sport)	NA	NA	NA	NA	NA	NA	NA	NA	NA	NA	NA	NA
B (list sport)	NA	NA	NA	NA	NA	NA	NA	NA	NA	NA	NA	NA

1. Total expenditures on T-35 and T-36 on the 2007-2008 year report due by April 15, 2008, should reflect the total monies spent (rounded off to nearest dollar) for the entire school year of 2006-2007 ending June 30, 2007.

2. Booster Club Funding/Contributions must be included in the above expenditures totals. Indicate percentage of total expenditures for each gender: (if disparities are obvious, list on your Corrective Action Plan (T-60) what action you will take to correct the problem).

Gender	Expenditures	Percentage
Boys	\$ 20,563	53
Girls	\$ 17,399	46
Total:	\$ 37,962	100%

Principal's Signature: *Shirley D. [Signature]* Date: 7/10/08

ATTACHMENT FOR BUDGET

All funds for extracurricular activities are provided by the St. Patrick Activities Club (S.P.A.C.).

*EQUIPMENT AND SUPPLIES

Medical supplies, water-bottles/coolers, towels and other nonsports specific supplies are purchased at the first of the school year and are replaced as needed. All athletic teams have access to these supplies.

- A. The basketball teams purchased new uniforms. The boy's team purchased 23 sets of home and away uniforms at a cost of \$129 per set. The girl's team purchased 22 sets of home and away uniforms at a cost of \$134 per set.
- B. The baseball team had to purchase new catcher's equipment. Baseballs are more expensive than softballs. More baseballs are needed than softballs.
- C. New uniforms were purchased for the cross country team. In 2006-07, we only had 1 girl and 3 boys.
- D. Six uniforms had to be purchased for the boy's soccer team as fill ins. The cost was \$290.
- E. In 2006-07, we had 10 boys and 8 girls participate. We purchase 10 boy's shirts and 8 girl's shirts.

**Travel

All of the athletic teams, with the exception of the golf, swim and tennis teams travel by school bus. This is funded by S.P.A.C. There is no set budget for the athletic teams. The expenditures shown are for the bus drivers.

The golf, swim and tennis teams travel by cars and/or personal vans driven by coaches and parents. They are offered a reimbursement of \$.30 per mile. This is funded by S.P.A.C.

A parent with a CDL volunteered his services for some of the trips. Most of his trips were for girl's soccer, basketball, softball and volleyball.

***Awards

Each athlete receives a chevron letter with the sport emblem for his or her first year on a varsity team. After receiving a letter, each athlete receives a chevron bar with the sport emblem for each year they compete on the varsity award. The same guidelines also apply to those on a freshman team.

Michael King 4/10/08

All senior athletes receive a plaque listing their accomplishments.

******Coaches Salaries**

One person serves as coach for both boys' and girls' teams for cross country, swim and tennis.

*******Facilities Improvements**

The baseball team uses the field at the Tom Browning Boys and Girls Club. The amount listed is for the rental of the field. The softball team uses a public park.

The boy's and girl's soccer teams both use the fields at the Tom Browning Boys and Girls Club. The amounts listed are for the rental of the fields.

*******Publications**

The sophomore class has an activities program that is a money making project. It includes pictures of all extracurricular activity teams. It is given out at all home basketball games.

M. King 4/10/08

2007-2008 KHSAA TITLE IX ATHLETICS AUDIT
Checklist - Overall Interscholastic Athletics Program


KHSAA
Form T41
Rev. 12/07

DIRECTIONS:

For the Areas of Compliance (Opportunities and Benefits) listed on the left hand side of the page, place a checkmark under the appropriate column identifying whether your school provided an advantage to the Girls' Program, or to the Boys' Program or to Neither Program. A review of T-35 and T-36 spending patterns might be helpful in completing this form.

Areas of Compliance:	ADVANTAGE TO:		
	GIRLS' PROGRAM	BOYS' PROGRAM	NEITHER PROGRAM
OPPORTUNITIES			
Accommodation of Interest and Abilities			✓
BENEFITS			
Equipment and Supplies			✓
Scheduling of Games and Practice Time			✓
Travel and Per Diem Allowances			✓
Coaching			✓
Locker Rooms, Practice and Competitive Facilities			✓
Medical and Training Facilities and Services			✓
Publicity			✓
Support Services			✓
Athletic Scholarships			✓
Tutoring			✓
Housing and Dining Facilities and Services			✓
Recruitment of Student Athletes			✓

If an advantage is shown, corrective action should be shown on T-60 (Corrective Action Plan).

Principal's Signature:  Date: 4/10/08

SCHOOL NAME 2007-2008
TITLE IX
CORRECTIVE ACTION PLAN

DIRECTIONS:

- For Column 1, indicate the intended area (Opportunities or Benefits) which needs corrective action in order to achieve gender equity. For Column 2, write the suggested change or activities that will correct the area in need of alteration. For Column 3, include the estimated completion date for the changes or activities.
- It is possible to attain compliance with Title IX and no longer need "corrective" action. However, the KHSAA strongly encourages compliant schools to identify items for improvement (Column 1), activities to accomplish the improvement (Column 2) and a timetable for completion (Column 3) that will strengthen the athletic program.
- You may copy this form as needed. Please attach corrective action plans along with audit forms and submit by April 15, 2008.

COLUMN 1	COLUMN 2	COLUMN 3
ITEM FOR CORRECTION/ IMPROVEMENT	SUGGESTED CHANGE/ ACTIVITIES	TIME TABLE FOR CORRECTIVE ACTION/ AND OR COMPLETION DATE
Girls Basketball warm-up shorts	Buy fill-ins or new ones	2008-09
Boys and girls practice uniforms	Buy new ones	2008-09

Principal's Signature: *Michael King* Date: 4/10/08



**2007-2008 INTERSCHOLASTIC
ATHLETICS SURVEY**
Summary of Student Responses

KHSAA
Form T63
Rev.12/07

School Name: Saint Patrick
 Enrollment (9-12 Grade): 111 (SHOULD AGREE WITH FORM T-1, COLUMN 1, ROW 3)
 Number of 9-11 Grade Students Surveyed: 80
 Number of 8th Grade Students Surveyed: 29
 Date: 3-14-08
 Completed By: Lex Turner

Instructions:

1. Summarize the Student Athletics Interest Surveys Form T-61 by listing the total number of responses on the line next to each sport.
2. Under the Other Category please provide a listing of the sports as well as the number of students who are interested in participating.
3. Please sign and date this Summary Form (T-63) and mail this Summary Form only to the KHSAA by April 15, 2008. Do not mail the student surveys (Form T-61). However, these Forms should be maintained in your files in the event they are requested subsequently.

109 Number of Surveys
109 Total Returned (*A minimum of 80% return is expected*)
8-11 Grades Surveyed (*Should be grades 9-11 and 8th grade if school has a feeder system*)

How Was The Survey Administered? In class by athletic director
 (e.g. was it given in all English classes, or all home rooms, or advisee/advisor?)

KHSAA Sanctioned Fall Sports (*List Total Number of Participation Responses*)

6 Cross Country (Girls)
5 Cross Country (Boys)
5 Football (Boys)
2 Golf (Girls)
7 Golf (Boys)
22 Soccer (Girls)
18 Soccer (Boys)
22 Volleyball (Girls)

 4/10/08

Winter Sport (List Total Number of Participation Responses)

Form T-63
Rev. 12/07

<u>19</u>	Basketball (Girls)
<u>26</u>	Basketball (Boys)
<u>4</u>	Indoor Track (Girls)
<u>2</u>	Indoor Track (Boys)
<u>1</u>	Swimming & Diving (Girls)
<u>3</u>	Swimming & Diving (Boys)
<u>1</u>	Wrestling (Boys)

Spring Sport (List Total Number of Participation Responses)

<u>11</u>	Baseball (Boys)
<u>18</u>	Fast Pitch Softball (Girls)
<u>12</u>	Tennis (Girls)
<u>9</u>	Tennis (Boys)
<u>3</u>	Track (Girls)
<u>2</u>	Track (Boys)

Non-KHSAA Championship Sports (From Student Survey T-61 Question 10)

<u>20</u>	Archery
<u>6</u>	Field Hockey
<u>11</u>	Bowling
<u>0</u>	Gymnastics (Boys)
<u>11</u>	Gymnastics (Girls)
<u>7</u>	Ice Hockey
<u>9</u>	Lacrosse (Boys)
<u>11</u>	Lacrosse (Girls)
<u>12</u>	Rifle
<u>5</u>	Rodeo
<u>2</u>	Slow Pitch Softball
<u>0</u>	Volleyball (Boys)
	Water Polo
<u>10</u>	Weightlifting

Number of Students who participate in Intramural Sports

(From Student Survey T-61 Question 5)

<u>Sport</u>	<u>Number</u>
Soccer	1
Softball	1
Wrestling	1
Dodgeball	1

Michael King

4/10/08

List Intramural Sports students are interested in adding:
 (From Student Survey T-61 Question 6)

Form T-63
 Rev. 12/07

<u>Sport</u>	<u>Number</u>
Ping Pong	2
Indoor Soccer	1
Basketball	1
Dodgeball	6
Wrestling	1
Hockey	1

Participation in Non-School Sports Activities
 (From Student Survey T-61 Question 7)


<u>Sport</u>	<u>Number</u>
Karate	2
Soccer	5
Volleyball	1
Gymnastics	2
Softball	2
Basketball	3

Reasons for not participating in interscholastic athletics
 (From Survey Question 8)

- 4 I prefer other activities such as band, chorus, etc.
- 9 I don't have time
- 4 The practice schedules and game times are inconvenient
- 3 The sport I like isn't offered
- 0 It's too expensive
- 1 I prefer to participate in club or intramural sports
- 2 Working
- 5 Other:

Student Suggestions to encourage participation

Offer more sports
Put baseball and tennis in different seasons


 Principal's Signature

4/10/08
 Date

TITLE IX ACCOMPLISHMENTS 2007-2008

- A schedule for the use of the soccer field for practices was established.
- The girl's volleyball program started a freshman team.
- The girl's basketball program started a freshman team.
- The girl's varsity basketball team played 4 prime time home games.

Michael King 4/10/08