



**KHSAA TITLE IX  
ANNUAL REPORT SUBMISSION  
STATUS REPORT  
2007-2008**

KHSAA  
Form T65  
Revised 3/08

TO: KHSAA Member School Superintendents, Principals, and Athletic Directors

FROM: Brigid L. DeVries, Commissioner  
Larry Boucher, Assistant Commissioner

Date: April 22, 2008

|        |                           |             |                  |
|--------|---------------------------|-------------|------------------|
| School | Walton-Verona High School | Reviewed by | Gordon D. Bocock |
|--------|---------------------------|-------------|------------------|

The following is a status report regarding the required 2007 - 2008 Title IX Annual Report submission of forms due into the KHSAA office by April 15, 2008. Appropriate KHSAA Audit Team personnel have reviewed these forms and the following is a summary of this review.

I. Checklist of Forms properly submitted in a satisfactory manner:

|                                     |                               |                                     |   |
|-------------------------------------|-------------------------------|-------------------------------------|---|
| <input checked="" type="checkbox"/> | GE 19 (Annual Verification)   | <input checked="" type="checkbox"/> | T-35 (Budget Expenses)                              |
| <input checked="" type="checkbox"/> | T-1 (Summary Program Chart 1) | <input checked="" type="checkbox"/> | T-36 (Budget Expenses)                              |
| <input checked="" type="checkbox"/> | T-2 (Summary Program Chart 2) | <input checked="" type="checkbox"/> | T-41 (Checklist -- Overall Interscholastic Program) |
| <input checked="" type="checkbox"/> | T-3 (Summary Program Chart 3) | <input checked="" type="checkbox"/> | T-60 (Corrective Action Plan)                       |
| <input checked="" type="checkbox"/> | T-4 (Summary Program Chart 4) | <input checked="" type="checkbox"/> | T-63 (Interscholastic Survey Results)               |

II. Status

|    |                                     |  |
|----|-------------------------------------|--|
| A. | <input checked="" type="checkbox"/> | 2007 - 2008 Forms are satisfactory and no further information or action is necessary at this time.   |
| B. |                                     | Errors have been noted with respect to the following forms:  |
| C. |                                     | The following forms were omitted and must be submitted by school representatives:  |
| D. |                                     | According to the 2007-2008 data, the school appears to be meeting the standards established in:<br><input checked="" type="checkbox"/> Test 1 (Athletic participation is proportionate to enrollment)<br><input checked="" type="checkbox"/> Test 2 (History and continuing practice of program expansion)<br><input checked="" type="checkbox"/> Test 3 (Full and effective accommodation of interests and abilities) |
| E. |                                     | Other Recommendation and Comments:<br><ul style="list-style-type: none"> <li><b>Excellent report . . . . Look forward to working with you in the 2008-2009 school year.</b></li> </ul>   |



**KENTUCKY HIGH SCHOOL ATHLETIC ASSOCIATION**  
**2007-2008 ANNUAL VERIFICATION OF TITLE IX PROCEDURES**  
 (To be submitted by April 15, 2008 along with other required forms)

KHSAA Form GE19  
Rev.12/07

The Walton-Verona High School, Walton  
Kentucky

(Name of High School)

(City)

certifies to the Kentucky High School Athletic Association that the following is an accurate and true representation of the facts surrounding compliance with 20 U.S.C. Sections 1681-1688, et. Seq. (also known as Title IX)

**I certify the following provisions in accordance with records at the school contained in the permanent Title IX file, at least one copy of which must be maintained in the Principal's office, and to the best of my knowledge have completed the following tasks.**

Established a gender equity committee at the high school. (list committee personnel and provide attachment if necessary)

| Name   | Address                   | Phone        | Title             |
|--|---------------------------|--------------|-------------------|
| (Supt., Principal, Student, Parent, Coach, Etc.) |                           |              |                   |
| Nancy Ryan                                       | 25 Old Beaver Road Walton | 859-485-7721 | Athletic Director |
| Mark Krummen                                     | 30 School Road Walton     | 859-485-7721 | Principal         |
| Kyle Bennett                                     | 1728 Ephraim ct Florence  | 859-485-7721 | Boys Basketball   |
| Ashley Bowling                                   | 30 School Road            | 859-485-7721 | Student           |
| Lauren Heeger                                    | 30 School Road            | 859-485-7721 | Student           |
| Betty Heeger                                     | 30 School Road            | 859-485-7721 | Parent            |
| Peggy Gaffer                                     | 4 Locust Street Walton    | 859-485-1116 | Volleyball Coach  |

Scheduled a minimum of three meetings during the 2007-2008 school year on the following dates:

|              |         |
|--------------|---------|
| September 13 | April 8 |
| November 13  |         |
| January 11   |         |

Designated the following person(s) as the Title IX coordinator for the school:

| Name       | Title             | Address        | Phone        |
|------------|-------------------|----------------|--------------|
| Nancy Ryan | Athletic Director | 30 School Road | 859-485-7721 |

Designated the following person(s) as the Title IX coordinator for the district:

| Name       | Title                | Address        | Phone        |
|------------|----------------------|----------------|--------------|
| Pam Saylor | Asst. superintendent | 16 School Road | 859-485-4181 |

School personnel are continuing to make periodic reviews of the boys' and girls' athletics program reflected in the Corrective Action Plan.

In addition to the above information, the above referenced school maintains a complete permanent file relative to Title IX records including copies of the self-assessment audit, all corrective action plans, and other related materials.

  
 \_\_\_\_\_  
 Principal's Signature

Date 4-10 2008

  
 \_\_\_\_\_  
 Superintendent Signature

  
 \_\_\_\_\_  
 School Board Chairpersons' Signature

*(Send original copy to KHSAA - Maintain duplicate in Title IX school folder)*

2007-2008  
**ACCOMMODATION OF INTERESTS AND ABILITIES**  
**SUMMARY PROGRAM CHART 1**

KHSAA  
 Form T1  
 Rev.10/06

**Participation Opportunities Test One**

|       |         | (Column 1) | (Column 2)                     | (Column 3)   | (Column 4)                        |
|-------|---------|------------|--------------------------------|--|-----------------------------------|
|       | Program | Enrollment | Percentage of Total Enrollment | Number of Interscholastic Participants (double and triple count) | Percentage of Total Participation |
| Row 1 | GIRLS   | 184        | 47.4                           | 163  | 43                                |
| Row 2 | BOYS    | 204        | 52.6                           | 216  | 57                                |
| Row 3 | Totals  | 388        | 100%                           | 379  | 100%                              |

Instructions:


\*Number of 8<sup>th</sup> grade students & below used in Column 3 and Column 4 calculations if applicable: 31 G 38 B

- 1) Determine the total number of girls enrolled, (place in Row 1, Column 1). Determine the total number of boys enrolled, (place in Row 2, Column 1).
- 2) Add the total number of girls and boys enrolled to determine total enrollment, (place in Row 3, Column 1).
- 3) Calculate the percentage of total enrollment that is female. (Divide Row 1, Column 1 by Row 3, Column 1 and place in Row 1, Column 2.) Calculate the percentage of total enrollment that is male. (Divide Row 2, Column 1 by Row 3, Column 1 and place in Row 2, Column 2.) Note: Row 1, Column 2 plus Row 2, Column 2 should total 100%.
- 4) Ask the head coaches to review the most updated eligibility or squad lists for their teams. Ask coaches to confirm the names of those individuals who are on the team as of the first date of regular season competition, and cross out the names of those who were cut from the team or quit the team prior to the first regular season competitive event. Determine the total number of interscholastic athletics participants that are girls, (and place in Row 1, Column 3). In order to determine the total number of athletics participants, an individual should be counted each time he or she participates on a team. For example, if Jane Doe competes on the varsity volleyball team, the junior varsity volleyball team, the junior varsity basketball team, and the varsity softball team, she should be counted as four participants (do not include club or intramural sports participants, cheerleaders, dance teams, or pom squads). Calculate the same way for boys and girls. \* In addition, should 8<sup>th</sup> grade students and below play on a Freshman, Junior Varsity, or Varsity team, they should also be counted for each team and sport on which they participate. If applicable, please asterisk the above notation as to how many 8<sup>th</sup> grade students & below are included in the totals.

Using the same procedure, determine the total number of interscholastic athletic participants that are boys, (and place in Row 2, Column 3). Add Row 1, Column 3 plus Row 2, Column 3 to get total participants and place in Row 3, Column 3.

- 5) Calculate the percentage of female participation. (Row 1, Column 3 divided by Row 3, Column 3 and place in Row 1, Column 4.) Calculate the percentage of male participation. (Row 2, Column 3 divided by Row 3, Column 3 and place in Row 2, Column 4.) Note: Row 1, Column 4 plus Row 2, Column 4 should total 100%.

Note: While being within three percent is not a formal compliance standard; if the percent listed in Row 1, Column 4 is within 3% of Row 1, Column 2, then it provides a good target within which compliance is likely.

Principal's Signature:  Date: 4/10/08



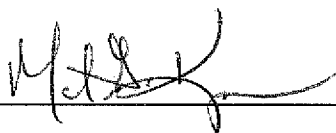
**2007-2008**  
**ACCOMMODATION OF INTERESTS AND ABILITIES**  
**SUMMARY PROGRAM CHART 3**

**Participation Opportunities Test Three**

**FOR ANY QUESTION ANSWERED "YES" IDENTIFY THE RESPECTIVE SPORT(S).**

|  | <b>GIRLS</b><br>(Yes / No) |  | <b>BOYS</b><br>(Yes / No) |
|--|----------------------------|--|---------------------------|
| <b>1. For a sport <u>not</u> currently offered, is there sufficient interest, based on your most recent Student Interest Survey, to form a viable interscholastic team based on student responses from the interscholastic survey? If yes, what sport?</b> | <b>Y</b><br>Tennis         |  | <b>Y</b><br>Tennis        |
| <b>2. For a sport currently offered at the varsity level only, is there sufficient interest, based on your most recent Student Interest Survey, to form a viable team for a junior varsity or freshman team that is not currently offered?</b>             | <b>N</b>                   |  | <b>N</b>                  |
| <b>3. For a sport <u>not</u> currently offered in your interscholastic athletics program, is there sufficient interest to form a viable interscholastic team based on participation on an intramural team or community recreation teams?</b>               | <b>N</b>                   |  | <b>N</b>                  |
| <b>4. For a sport currently offered at the junior varsity or freshman level is there sufficient interest, based on your most recent Student Interest Survey, to form a varsity team not currently offered?</b>   | <b>N</b>                   |  | <b>N</b>                  |
| <b>5. If you answered YES to question (1), (2), (3), or (4), are there enough high schools in your geographic area offering the sport (at the appropriate level) to allow for the development of a reasonable schedule of competition?</b>                 | <b>Y</b>                   |  | <b>Y</b>                  |

Principal's Signature: \_\_\_\_\_



Date: \_\_\_\_\_

4-10-08

**2007-2008**  
**ACCOMODATION OF INTERESTS AND ABILITIES**  
**SUMMARY PROGRAM CHART 4**

**Levels of Competition Test One**

|              |                    | <b>Column 1</b>                          | <b>Column 2</b>               | <b>Column 3</b>                                 |
|--------------|--------------------|--|-------------------------------|---|
| <b>Girls</b> | <b>Team Levels</b> | <b>Number of Teams Currently Offered</b> | <b>Number of Participants</b> | <b>Percentage of Participants at Each Level</b> |
| <b>Row 1</b> | <b>varsity:</b>    | <b>7</b>                                 | <b>84</b>                     | <b>51.5</b>                                     |
| <b>Row 2</b> | <b>j.v.:</b>       | <b>5</b>                                 | <b>57</b>                     | <b>35.0</b>                                     |
| <b>Row 3</b> | <b>frosh:</b>      | <b>2</b>                                 | <b>22</b>                     | <b>13.5</b>                                     |
| <b>Row 4</b> | <b>total:</b>      | <b>14</b>                                | <b>163</b>                    | <b>100%</b>                                     |
| <b>Boys</b>  |                    |  |                               |   |
| <b>Row 5</b> | <b>varsity:</b>    | <b>6</b>                                 | <b>91</b>                     | <b>42.1</b>                                     |
| <b>Row 6</b> | <b>j.v.:</b>       | <b>5</b>                                 | <b>115</b>                    | <b>53.2</b>                                     |
| <b>Row 7</b> | <b>frosh:</b>      | <b>1</b>                                 | <b>10</b>                     | <b>4.7</b>                                      |
| <b>Row 8</b> | <b>total:</b>      | <b>12</b>                                | <b>216</b>                    | <b>100%</b>                                     |

- 1) Column 1, list the number of interscholastic teams offered for girls and boys at each competitive level; varsity, junior varsity, and freshman. (Refer to Form T-2, Accommodation of Interests and Abilities, Summary Program Chart 2, Column 1.)
- 2) For Column 2, list the number of participants at each level. For girls, total the entries in Rows 1, 2, and 3 into Row 4. For boys, total the entries in Rows 5, 6, and 7 into Row 8. (Refer to Form T-2, Accommodation of Interests and Abilities, Summary Program Chart 2, Column 2.)
- 3) For Column 3, calculate the percentage of female and male participants at each level.  
For girls' varsity, junior varsity, and frosh, respectively:
  - Divide Column 2, Row 1 by Column 2, Row 4, and place the percentage in Column 3, Row 1.
  - Divide Column 2, Row 2 by Column 2, Row 4, and place the percentage in Column 3, Row 2.
  - Divide Column 2, Row 3 by Column 2, Row 4, and place the percentage in Column 3, Row 3.
  -
 For boys' varsity, junior varsity, and frosh, respectively:
  - Divide Column 2, Row 5 by Column 2, Row 8, and place the percentage in Column 3, Row 5.
  - Divide Column 2, Row 6 by Column 2, Row 8, and place the percentage in Column 3, Row 6.
  - Divide Column 2, Row 7 by Column 2, Row 8, and place the percentage in Column 3, Row 7.

Principal's Signature: \_\_\_\_\_

Date: 4-10-08

**2007-2008  
ACTUAL EXPENDITURES - PROGRAM COMPARISON CHART 1  
TO INCLUDE BOOSTER CLUB FUNDING**

|                 | equipment and supplies |         | travel       |         | awards       |         | coaches' salaries (to include supplemental and extended employment; dollar amount required) |         | facilities improvements |         | publications (if sport-specific) |         |
|-----------------|------------------------|---------|--------------|---------|--------------|---------|---|---------|-------------------------|---------|----------------------------------|---------|
|                 | Expenditures           |         | Expenditures |         | Expenditures |         | Expenditures  |         | Expenditures            |         | Expenditures                     |         |
|                 | School                 | Booster | School       | Booster | School       | Booster | School  | Booster | School                  | Booster | School                           | Booster |
| G basketball    | 15855.83               |         | 2727.00      | 1000.00 | 50.00        | 250.00  | 14052.00  |         |                         |         |                                  |         |
| B basketball    | 11452.00               |         | 3263.00      | 1000.00 | 50.00        | 250.00  | 14052.00  |         |                         |         |                                  |         |
| G softball      | 3552.73                |         | 1185.00      |         | 50.00        | 250.00  | 5500.00   |         |                         |         |                                  |         |
| B baseball      | 3804.49                |         | 1913.00      |         | 50.00        | 250.00  | 5500.00   |         |                         |         |                                  |         |
| G cross country | 1217.95                |         | 1381.50      |         | 50.00        | 250.00  | 2164.50   |         | 2000000                 |         |                                  |         |
| B cross country | 1217.95                |         | 1381.50      |         | 50.00        | 250.00  | 2164.50   |         | 2000000                 |         |                                  |         |
| G golf          | 473.28                 |         | 887.00       |         | 50.00        | 250.00  | 1906.00   |         |                         |         |                                  |         |
| B golf          | 1275.00                |         | 813.00       |         | 50.00        | 250.00  | 1906.00   |         |                         |         |                                  |         |
| G soccer        | 2531.12                |         | 1931.00      |         | 50.00        | 250.00  | 4329.00   |         | 2000000                 |         |                                  |         |
| B soccer        | 3984.05                |         | 1562.00      |         | 50.00        | 250.00  | 4329.00   |         | 2000000                 |         |                                  |         |
| G swimming      |                        |         |              |         |              |         |   |         |                         |         |                                  |         |
| B swimming      |                        |         |              |         |              |         |   |         |                         |         |                                  |         |

1. Total expenditures on T-35 and T-36 on the 2007-2008 year report due by April 15, 2008, should reflect the total monies spent (rounded off to nearest dollar) for the entire school year of 2006-2007 ending June 30, 2007.

2. Booster Club Funding/Contributions must be included in the above expenditures total. (Note: It is illegal for coaches to be paid by Booster Clubs - Reference KHSAA Bylaw 27)

Principal's Signature: \_\_\_\_\_

Date: 4-10-08

**2007-2008  
ACTUAL EXPENDITURES - PROGRAM COMPARISON CHART 2  
TO INCLUDE BOOSTER CLUB FUNDING**

|                | equipment and supplies |         | travel       |         | awards       |         | coaches' salaries (to include supplemental and extended employment; dollar amount required) |         | facilities improvements |         | publications (if sport-specific) |         |
|----------------|------------------------|---------|--------------|---------|--------------|---------|---|---------|-------------------------|---------|----------------------------------|---------|
|                | Expenditures           |         | Expenditures |         | Expenditures |         | Expenditures  |         | Expenditures            |         | Expenditures                     |         |
|                | School                 | Booster | School       | Booster | School       | Booster | School  | Booster | School                  | Booster | School                           | Booster |
| G track        | 2930.00                |         | 295.50       |         | 50.00        | 250.00  | 2164.50   |         | 2000000                 |         |                                  |         |
| B track        | 2930.00                |         | 295.50       |         | 50.00        | 250.00  | 2164.50   |         | 2000000                 |         |                                  |         |
| G tennis       |                        |         |              |         |              |         |   |         |                         |         |                                  |         |
| B tennis       |                        |         |              |         |              |         |   |         |                         |         |                                  |         |
| G volleyball   | 4003.89                | 500.00  | 1187.00      |         | 50.00        | 250.00  | 5399.00   |         |                         |         |                                  |         |
| B wrestling    |                        |         |              |         |              |         |   |         |                         |         |                                  |         |
| G (list sport) |                        |         |              |         |              |         |   |         |                         |         |                                  |         |
| B football     | 12861.99               | 1000.00 | 832.00       |         | 50.00        | 250.00  | 4609.00   |         | 2000000                 |         |                                  |         |
| G (list sport) |                        |         |              |         |              |         |   |         |                         |         |                                  |         |
| B (list sport) |                        |         |              |         |              |         |   |         |                         |         |                                  |         |

1. Total expenditures on T-35 and T-36 on the 2007-2008 year report due by April 15, 2008, should reflect the total monies spent (rounded off to nearest dollar) for the entire school year of 2006-2007 ending June 30, 2007.

2. Booster Club Funding/Contributions must be included in the above expenditures totals. Indicate percentage of total expenditures for each gender: (If disparities are obvious, list on your Corrective Action Plan (T-60) what action you will take to correct the problem).

| Gender        | Expenditures               | Percentage  |
|---------------|----------------------------|-------------|
| Boys          | \$ 86410 - 2,000,000 * 204 | 52.2        |
| Girls         | \$ 79087 - 2,000,000 * 184 | 47.8        |
| <b>Total:</b> | <b>\$ 165497.00</b>        | <b>100%</b> |

\* The new facility benefits boys and girls track, soccer, and cross-country as well as football

Principal's Signature: *[Signature]* Date: 4-10-08



## 2007-2008 KHSAA TITLE IX ATHLETICS AUDIT

KHSAA  
Form T-41  
Rev. 12/07

### Checklist - Overall Interscholastic Athletics Program

**DIRECTIONS:**

For the Areas of Compliance (Opportunities and Benefits) listed on the left hand side of the page, place a checkmark under the appropriate column identifying whether your school provided an advantage to the Girls' Program, or to the Boys' Program or to Neither Program. A review of T-35 and T-36 spending patterns might be helpful in completing this form.

| Areas of Compliance:                              | ADVANTAGE TO:     |                  |                    |
|---|-------------------|------------------|--------------------|
|   | GIRLS'<br>PROGRAM | BOYS'<br>PROGRAM | NEITHER<br>PROGRAM |
| <b>OPPORTUNITIES</b>                              |                   |                  |                    |
| Accommodation of Interest and Abilities           |                   |                  | x                  |
| <b>BENEFITS</b>                                   |                   |                  |                    |
| Equipment and Supplies                            |                   |                  | X                  |
| Scheduling of Games and Practice Time             |                   |                  | X                  |
| Travel and Per Diem Allowances                    |                   |                  | X                  |
| Coaching  |                   |                  | X                  |
| Locker Rooms, Practice and Competitive Facilities |                   |                  | X                  |
| Medical and Training Facilities and Services      |                   |                  | X                  |
| Publicity   |                   |                  | X                  |
| Support Services                                  |                   |                  | X                  |
| Athletic Scholarships                             |                   |                  | NA                 |
| Tutoring  |                   |                  | X                  |
| Housing and Dining Facilities and Services        |                   |                  | NA                 |
| Recruitment of Student Athletes                   |                   |                  | NA                 |

If an advantage is shown, corrective action should be shown on T-60 (Corrective Action Plan).

Principal's Signature:  Date: 4-10-08


Walton-Verona

CORRECTIVE ACTION PLAN

**DIRECTIONS:**

1. For Column 1, indicate the intended area which needs corrective action in order to achieve gender equity. For Column 2, write the suggested change or activities that will correct the area in need of alteration. For Column 3, include the estimated completion date for the changes or activities.
2. It is possible to attain compliance with Title IX and no longer need "corrective" action. However, the KHSAA strongly encourages compliant schools to identify items for improvement (Column 1), activities to accomplish the improvement (Column 2) and a timetable for completion (Column 3) that will strengthen the athletic program.
3. You may copy this form as needed. Please attach corrective action plans along with audit forms and submit by April 15, 2007.

| COLUMN 1<br>ITEM FOR CORRECTION/<br>IMPROVEMENT     | COLUMN 2<br>SUGGESTED CHANGE/<br>ACTIVITIES                       | COLUMN 3<br>TIME TABLE FOR CORRECTIVE ACTION/<br>COMPLETION |
|---|---|---|
| Need more opportunities for cheerleading            | Add Junior Varsity squad  | Completed winter 2005-06                                    |
| Implementation of girls soccer                      | Due to interest survey and logical assessment - this will be done | Completed Fall 2002   |
| Cheerleading squad ability difference               | Moved to one varsity squad that cheers all home games             | Completed 02-03   |
| Interest in boys soccer                             | Will compete on JV level 03                                       | Completed fall 03   |
| * Interest survey showed a need to implement tennis | Will meet with students and conduct tennis clinic                 | Spring and Summer of 2008                                   |
|   |   |   |
|   |   |   |
|   |   |   |
|   |   |   |

Principal's Signature: 

Date: 4-10-08

SCHOOL NAME  
Walton-Verona

2007-2008  
TITLE IX


KHSAA  
Form T60  
Rev. 10/06

**CORRECTIVE ACTION PLAN**

**DIRECTIONS:**

- For Column 1, indicate the intended area (Opportunities or Benefits) which needs corrective action in order to achieve gender equity. For Column 2, write the suggested change or activities that will correct the area in need of alteration. For Column 3, include the estimated completion date for the changes or activities.
- It is possible to attain compliance with Title IX and no longer need "corrective" action. However, the KHSAA strongly encourages compliant schools to identify items for improvement (Column 1), activities to accomplish the improvement (Column 2) and a timetable for completion (Column 3) that will strengthen the athletic program.
- You may copy this form as needed. Please attach corrective action plans along with audit forms and submit by April 15, 2007.

| COLUMN 1                                   | COLUMN 2   | COLUMN 3   |
|--|--|--|
| ITEM FOR CORRECTION/<br>IMPROVEMENT        | SUGGESTED CHANGE/<br>ACTIVITIES  | TIME TABLE FOR CORRECTIVE ACTION/<br>COMPLETION  |
| Consideration of implementing girls golf   | Have a day this spring to see if a team is warranted   | Spring 2007                                      |
| Continuation of football                   | Adding a freshman/JV team  | Fall 2007  |
| Addressing the football issue              | Implementing a middle school football program  | Completed Fall 2006                              |
| Development of outdoor athletic facilities | Under construction   | Completed Spring 2006                            |
| Prime Time opportunities                   | Increase prime time opportunities for girls  | Completed 04-05                                  |
| Varsity boys soccer                        | Competed varsity in 04   | Completed fall 04                                |
| Improvements to softball facility          | Storage building and concession stand<br>Wind Screen<br>Temporary fencing so field is regulation | Completed spring 04                              |
| Improvements to soccer field               | Storage and concession stand   | Storage completed fall 04<br>Concessions fall 05 |

Principal's Signature: 

Date:

4-10-08



**2007-2008 INTERSCHOLASTIC  
ATHLETICS SURVEY**  
Summary of Student Responses

KHSAA  
Form T63  
Rev.12/07

School Name: Walton-Verona High School

**Enrollment**  
**(9-12 Grade):** 388

**Number of 9-11 Grade Students Surveyed:** 291

**Number of 8<sup>th</sup> Grade Students Surveyed:** 87  
3/ 5/2008

Date: \_\_\_\_\_

Completed By: Nancy Ryan

**Instructions:**

1. Summarize the Student Athletics Interest Surveys Form T-61 by listing the total number of responses on the line next to each sport.
2. Under the Other Category please provide a listing of the sports as well as the number of students who are interested in participating.
3. Please sign and date this Summary Form (T-63) and mail this Summary Form only to the KHSAA by April 15, 2008. Do not mail the student surveys (Form T-61). However, these Forms should be maintained in your files in the event they are requested subsequently.

378 Number of Surveys  
378 Total Returned (*A minimum of 80% return is expected*)  
8-11 Grades Surveyed (*Should be grades 9-11 and 8<sup>th</sup> grade if school has a feeder system*)

How Was The Survey Administered? During 2<sup>nd</sup> block classes  
 (e.g. was it given in all English classes, or all home rooms, or advisee/advisor?)

**KHSAA Sanctioned Fall Sports** (*List Total Number of Participation Responses*)

24 Cross Country (Girls)  
33 Cross Country (Boys)  
138 Football (Boys)  
8 Golf (Girls)  
8 Golf (Boys)  
45 Soccer (Girls)  
50 Soccer (Boys)  
109 Volleyball (Girls)

**Winter Sport** (*List Total Number of Participation Responses*)

|           |                           |
|-----------|---------------------------|
| <u>63</u> | Basketball (Girls)        |
| <u>89</u> | Basketball (Boys)         |
| <u>23</u> | Indoor Track (Girls)      |
| <u>38</u> | Indoor Track (Boys)       |
| <u>17</u> | Swimming & Diving (Girls) |
| <u>57</u> | Swimming & Diving (Boys)  |
| <u>49</u> | Wrestling (Boys)          |

**Spring Sport** (*List Total Number of Participation Responses*)

|           |                             |
|-----------|-----------------------------|
| <u>65</u> | Baseball (Boys)             |
| <u>46</u> | Fast Pitch Softball (Girls) |
| <u>63</u> | Tennis (Girls)              |
| <u>32</u> | Tennis (Boys)               |
| <u>71</u> | Track (Girls)               |
| <u>55</u> | Track (Boys)                |

**Non-KHSAA Championship Sports** (*From Student Survey T-61 Question 10*)

|            |                     |
|------------|---------------------|
| <u>113</u> | Archery             |
| <u>25</u>  | Field Hockey        |
| <u>130</u> | Bowling             |
| <u>12</u>  | Gymnastics (Boys)   |
| <u>76</u>  | Gymnastics (Girls)  |
| <u>69</u>  | Ice Hockey          |
| <u>50</u>  | Lacrosse (Boys)     |
| <u>38</u>  | Lacrosse (Girls)    |
| <u>86</u>  | Rifle               |
| <u>45</u>  | Rodeo               |
| <u>23</u>  | Slow Pitch Softball |
| <u>42</u>  | Volleyball (Boys)   |
| <u>NA</u>  | Water Polo          |
| <u>72</u>  | Weightlifting       |

**Number of Students who participate in Intramural Sports**  
(*From Student Survey T-61 Question 5*)

| <u>Sport</u> | <u>Number</u> |
|--------------|---------------|
| NA           |               |
|              |               |
|              |               |
|              |               |
|              |               |
|              |               |

**List Intramural Sports students are interested in adding:**

*(From Student Survey T-61 Question 6)*

| <u>Sport</u>   | <u>Number</u> |
|----------------|---------------|
| Co-ed football | 32            |
| Dodgeball      | 103           |
| Boxing         | 17            |
| Tennis         | 63            |
| hockey         | 52            |

**Participation in Non-School Sports Activities**

*(From Student Survey T-61 Question 7)*

| <u>Sport</u> | <u>Number</u> |
|--------------|---------------|
| Basketball   | 56            |
| Ice Hockey   | 7             |
| Soccer       | 63            |
| Volleyball   | 37            |
| Cheer        | 32            |
| golf         | 4             |

**Reasons for not participating in interscholastic athletics**

*(From Survey Question 8)*

- 39 I prefer other activities such as band, chorus, etc.
- 55 I don't have time
- 27 The practice schedules and game times are inconvenient
- 44 The sport I like isn't offered
- 23 It's too expensive
- 9 I prefer to participate in club or intramural sports
- 45 Working
- 54 Other:  
Music, lazy

Student Suggestions to encourage participation

Coaching, expense, practice times more convenient, less homework, have pep rallies

---



---



---



---

  
**Principal's Signature**

4-10-08  
**Date**