

**KHSAA TITLE IX
ANNUAL REPORT SUBMISSION
STATUS REPORT
2008-2009**

KHSAA
Form T65
Revised 4/09

TO: KHSAA Member School Superintendents, Principals, and Athletic Directors

FROM: Brigid L. DeVries, Commissioner
Darren Bilberry, Assistant Commissioner

DATE: 4-22-2009

School	Apollo High School	Reviewed by	Reba Woodall
--------	--------------------	-------------	--------------

The following is a status report regarding the required 2008 - 2009 Title IX Annual Report submission of forms due into the KHSAA office by April 15, 2009. Appropriate KHSAA Audit Team personnel have reviewed these forms and the following is a summary of this review.

I. Checklist of Forms properly submitted in a satisfactory manner:

x	GE 19 (Annual Verification)	x	T-35 (Budget Expenses)
x	T-1 (Summary Program Chart 1)	x	T-36 (Budget Expenses)
x	T-2 (Summary Program Chart 2)	x	T-41 (Checklist - Overall Interscholastic Program)
x	T-3 (Summary Program Chart 3)	x	T-60 (Corrective Action Plan)
x	T-4 (Summary Program Chart 4)	NA	T-63 (Interscholastic Survey Results)

II. Status

A.	X	2008 - 2009 Forms are satisfactory and no further information or action is necessary at this time.
B.		Errors have been noted with respect to the following forms:
C.		The following forms were omitted and must be submitted by school representatives:
D.	X	According to the 2008-2009 data, the school appears to be meeting the standards established in: <input type="checkbox"/> Test 1 (Athletic participation is proportionate to enrollment) <input type="checkbox"/> Test 2 (History and continuing practice of program expansion) <input checked="" type="checkbox"/> Test 3 (Full and effective accommodation of interests and abilities)
E.	X	Other Recommendation and Comments: 1. Thank you for a great report and the explanation regarding booster spending and number of coaches.



**KENTUCKY HIGH SCHOOL ATHLETIC ASSOCIATION
2008-2009 ANNUAL VERIFICATION OF TITLE IX PROCEDURES**

*KHSAA Form GE19
F:Forms/GE19
Rev.12/08*

(To be submitted by April 15, 2009 along with other required forms)

The Apollo High School, Owensboro, Kentucky
(Name of High School) (City)

certifies to the Kentucky High School Athletic Association that the following is an accurate and true representation of the facts surrounding compliance with 20 U.S.C. Sections 1681-1688, et. Seq. (also known as Title IX)

I certify the following provisions in accordance with records at the school contained in the permanent Title IX file, at least one copy of which must be maintained in the Principal's office, and to the best of my knowledge have completed the following tasks.

Established a gender equity committee at the high school. (List committee personnel and provide attachment if necessary)

Name	Address	Phone	Title
(Supt., Principal, Student, Parent, Coach, Etc.)			
<i>See Attached Sheet</i>			

Scheduled a minimum of three meetings during the 2008-2009 school year on the following dates:

<i>November 20, 2009</i>
<i>February 26, 2009</i>
<i>April 10, 2009</i>

Designated the following person(s) as the Title IX coordinator for the school:

Name	Title	Address	Phone
<i>Jon Boultinghouse</i>	<i>Athletic Director</i>	<i>2007 Griffith Place West Owensboro, Ky 42301</i>	<i>(270) 929-1704</i>

Designated the following person(s) as the Title IX coordinator for the district:


Name	Title	Address	Phone
<i>Mark Owens</i>	<i>Director of Pupil Personnel</i>	<i>Daviess Co. Public Schools</i>	<i>(270) 852-7000</i>

School personnel are continuing to make periodic reviews of the boys' and girls' athletics program reflected in the Corrective Action Plan.

In addition to the above information, the above referenced school maintains a complete permanent file relative to Title IX records including copies of the self-assessment audit, all corrective action plans, and other related materials.


Principal's Signature

April 10, 2009
Date


Superintendent Signature


School Board Chairpersons' Signature

(Send original copy to KHSAA - Maintain duplicate in Title IX school folder)

2008-2009 Title IX Gender Equity Committee

1. Jon Boultinghouse – Apollo Athletic Director & Title IX Coordinator
2007 Griffith Place West
Owensboro, KY 42301 Work: (270) 852-7100 Home: (270) 684-1310
2. Thomas Purcell – Principal of Apollo High School
1447 Brentwood Drive
Owensboro, KY 42301 Work: (270) 852-7100 Home: (270) 683-3658
3. Patricia Wimsatt – Assistant Athletic Director
Address: 2135 Boarman Drive
Owensboro, KY 42301 Work: (270) 852-7100 Home: (270) 686-5958
4. Holly Johnson – Girl’s Track Coach
Address: 3161 Harness Loop
Owensboro, KY 42303 Work: (270) 852-7100 Home: (270) 993-3973
5. Melissa Bullington – Girl’s Softball Coach
Address: 531 Graystone Drive
Owensboro, KY 42301 Work: (270) 852-7100 Home: (270) 685-0796
6. Bob Mantooth – Boy’s Baseball Coach
Address: 2620 Donerail Drive
Owensboro, KY 42301 Work: (270) 852-7100 Home: (270) 685-0187
7. Paul Bates – Football Coach
Address: 4363 Ireland Drive
Owensboro, KY 42301 Work: (270) 852-7100 Home: (270) 683-1372
8. Lynne Ferguson - Parent of Female Athlete
Address: 5468 Ridge Point Court
Owensboro, KY 42301 Work: (270) 852-7100 Home: (270) 691-9937
9. Bailey Campbell - Female Student Athlete – Soccer
Address: 5468 Ridge Point Court
Owensboro, KY 42301 AHS: (270) 852-7100 Home: (270) 691-9937
10. Jordan Yates – Male Student-Athlete – Soccer
Address: 3049 Yosemite Drive
Owensboro, KY 42301 AHS: (270) 852-7100 Home: (270) 993-7921
(Dad’s Cell)



2008-2009
ACCOMMODATION OF INTERESTS AND ABILITIES
SUMMARY PROGRAM CHART T-1

KHSAA
 Form T1
 F:Forms/T1
 Rev. 10/08

Participation Opportunities Test One

		(Column 1)	(Column 2)	(Column 3)	(Column 4)
	Program	Enrollment	Percentage of Total Enrollment	Number of Interscholastic Participants (double and triple count)	Percentage of Total Participation
Row 1	GIRLS	670	48.98 %	238	40.75 %
Row 2	BOYS	698	51.02 %	346	59.25 %
Row 3	Totals	1,368	100%	584	100%

Instructions:

*Number of 8th grade students & below used in Column 3 and Column 4 calculations: 68

- Determine the total number of girls enrolled, (place in Row 1, Column 1). Determine the total number of boys enrolled, (place in Row 2, Column 1).
- Add the total number of girls and boys enrolled to determine total enrollment, (place in Row 3, Column 1).
- Calculate the percentage of total enrollment that is female. (Divide Row 1, Column 1 by Row 3, Column 1 and place in Row 1, Column 2.) Calculate the percentage of total enrollment that is male. (Divide Row 2, Column 1 by Row 3, Column 1 and place in Row 2, Column 2.) Note: Row 1, Column 2 plus Row 2, Column 2 should total 100%.
- Ask coaches to confirm the names of those individuals who are on the team as of the first **date of regular season competition**, and cross out the names of those who were cut from the team or quit the team prior to the first regular season competitive event. Determine the total number of interscholastic athletics participants that are girls, (and place in Row 1, Column 3). In order to determine the total number of athletics participants, an individual should be counted each time he or she participates on a team. For example, if Jane Doe competes on the varsity volleyball team, the junior varsity volleyball team, the junior varsity basketball team, and the varsity softball team, she should be counted as four participants (**do not include club or intramural sports participants, cheerleaders, dance teams, or pom squads**). Calculate the same way for boys and girls. * In addition, should 8th grade students and below play on a Freshman, Junior Varsity, or Varsity team, they should also be counted for each team and sport on which they participate. If applicable, please asterisk in the above notation as to how many 8th grade students & below are included in the totals.
 Using the same procedure, determine the total number of interscholastic athletic participants that are boys, (and place in Row 2, Column 3). Add Row 1, Column 3 plus Row 2, Column 3 to get total participants and place in Row 3, Column 3.
- Calculate the percentage of female participation. (Row 1, Column 3 divided by Row 3, Column 3 and place in Row 1, Column 4.) Calculate the percentage of male participation. (Row 2, Column 3 divided by Row 3, Column 3 and place in Row 2, Column 4.) Note: Row 1, Column 4 plus Row 2, Column 4 should total 100%.

Note: While being within three percent is not a formal compliance standard; if the percent listed in Row 1, Column 4 is within 3% of Row 1, Column 2 then it provides a good target within which compliance is likely.

Principal's Signature: _____

Date: April 10, 2009

2008-2009
ACCOMMODATION OF INTERESTS AND ABILITIES
SUMMARY PROGRAM CHART T-2

KHSAA
 Form T2
 Rev. 12/08

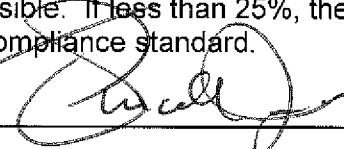
Participation Opportunities Test Two

			Column 1	Column 2	Column 3	Column 4	Column 5
Program			Number of Teams Currently Offered	Number of Participants	Number of Teams Added Since the beginning of the 2004-2005 School Year	Number of participants for the 2008-09 school year who are playing on teams added since the 2004-05 school year	Percent of Total Participation By Sex Added Since the beginning of the 2004-2005 School Year
GIRLS	Row 1	varsity:	9	140	0	2 (female wrestlers)	
	Row 2	j.v.:	4	51	0	0	
	Row 3	frosh:	3	47	2	38	
	Row 4	total:	16	238	2	40	16.81 %
BOYS	Row 5	varsity:	10	200	1	14	
	Row 6	j.v.:	4	90	1	0	
	Row 7	frosh:	3	56	0	0	
	Row 8	total:	17	346	2	14	4.05 %

- 1) For Column 1, list the number of interscholastic teams offered for girls and boys at each competitive level (varsity, junior varsity, and freshman). For girls, total each of the entries in Rows 1, 2, and 3 into Row 4. For boys, total Rows 5, 6, and 7 into Row 8.
- 2) For Column 2, list the number of participants at each level. For girls, total each of the entries in Rows 1, 2, and 3 into Row 4. For boys, total Rows 5, 6, and 7 into Row 8. **Note:** The totals in Row 4 for girls and in Row 8 for boys must be the same as the totals in Form T-1, Column 3, Rows 1 and 2 respectively.
- 3) For Column 3, list the number of interscholastic teams that have been added in the last five years at each competitive level. Count each team added during the 5 year period only one time. e.g. Girl's junior varsity soccer was added 3 years ago, count the team only once, not 3 times. For girls, total the entries in Rows 1, 2, and 3 into Row 4. For boys, total Rows 5, 6, and 7 into Row 8.
- 4) For Column 4, list the number of participants that are **currently** on each level of the teams that were added in the last five years. If a team was added previously but no longer exists, there are no current participants to be added for that team. For girls, total the entries in Rows 1, 2, and 3 into Row 4. For boys, total Rows 5, 6, and 7 into Row 8.
- 5) For Column 5, calculate the percentage of participants that have been added in the last five years. For girls, take the number in Column 4, Row 4 and divide by the number in Column 2, Row 4. For boys, take the number in Column 4, Row 8 and divide it by the number in Column 2, Row 8.

Note: If the percentage of current participants added in the last five years is 25% or greater, compliance with Test Two may be possible. If less than 25%, then compliance with Test Three should be analyzed. **CAUTION:** 25% is not a formal compliance standard.

Principal's Signature: _____



Date: April 10, 2009

2008-2009
ACCOMMODATION OF INTERESTS AND ABILITIES
SUMMARY PROGRAM CHART T-2

KHSAA
 Form T2
 Rev. 12/08

Participation Opportunities Test Two

		Column 1	Column 2	Column 3	Column 4	Column 5
Program		Number of Teams Currently Offered	Number of Participants	Number of Teams Added Since the beginning of the 2004-2005 School Year	Number of participants for the 2008-09 school year who are playing on teams added since the 2004-05 school year	Percent of Total Participation By Sex Added Since the beginning of the 2004-2005 School Year
GIRLS	Row 1	varsity:	9	140	0	2 (female wrestlers)
	Row 2	j.v.:	4	51	0	0
	Row 3	frosh:	3	47	2	38
	Row 4	total:	16	238	2	40
BOYS	Row 5	varsity:	10	200	1	14
	Row 6	j.v.:	4	90	0	0
	Row 7	frosh:	3	56	0	0
	Row 8	total:	17	346	1	14

- 1) For Column 1, list the number of interscholastic teams offered for girls and boys at each competitive level (varsity, junior varsity, and freshman). For girls, total each of the entries in Rows 1, 2, and 3 into Row 4. For boys, total Rows 5, 6, and 7 into Row 8.
- 2) For Column 2, list the number of participants at each level. For girls, total each of the entries in Rows 1, 2, and 3 into Row 4. For boys, total Rows 5, 6, and 7 into Row 8. **Note:** The totals in Row 4 for girls and in Row 8 for boys must be the same as the totals in Form T-1, Column 3, Rows 1 and 2 respectively.
- 3) For Column 3, list the number of interscholastic teams that have been added in the last five years at each competitive level. Count each team added during the 5 year period only one time. e.g. Girl's junior varsity soccer was added 3 years ago, count the team only once, not 3 times. For girls, total the entries in Rows 1, 2, and 3 into Row 4. For boys, total Rows 5, 6, and 7 into Row 8.
- 4) For Column 4, list the number of participants that are **currently** on each level of the teams that were added in the last five years. If a team was added previously but no longer exists, there are no current participants to be added for that team. For girls, total the entries in Rows 1, 2, and 3 into Row 4. For boys, total Rows 5, 6, and 7 into Row 8.
- 5) For Column 5, calculate the percentage of participants that have been added in the last five years. For girls, take the number in Column 4, Row 4 and divide by the number in Column 2, Row 4. For boys, take the number in Column 4, Row 8 and divide it by the number in Column 2, Row 8.

Note: If the percentage of current participants added in the last five years is 25% or greater, compliance with Test Two may be possible. If less than 25%, then compliance with Test Three should be analyzed. **CAUTION:** 25% is not a formal compliance standard.

Principal's Signature:  Date: April 10, 2009

2008-2009
ACCOMMODATION OF INTERESTS AND ABILITIES
SUMMARY PROGRAM CHART T-2

KHSAA
 Form T2
 Rev. 12/08

Participation Opportunities Test Two

		Column 1	Column 2	Column 3	Column 4	Column 5
Program		Number of Teams Currently Offered	Number of Participants	Number of Teams Added Since the beginning of the 2004-2005 School Year	Number of participants for the 2008-09 school year who are playing on teams added since the 2004-05 school year	Percent of Total Participation By Sex Added Since the beginning of the 2004-2005 School Year
GIRLS	Row 1	varsity:	9	140	0	2 (female wrestlers)
	Row 2	j.v.:	4	51	0	0
	Row 3	frosh:	3	47	2	38
	Row 4	total:	16	238	2	40
BOYS	Row 5	varsity:	10	200	1	14
	Row 6	j.v.:	4	90	0	0
	Row 7	frosh:	3	56	0	0
	Row 8	total:	17	346	1	14

- 1) For Column 1, list the number of interscholastic teams offered for girls and boys at each competitive level (varsity, junior varsity, and freshman). For girls, total each of the entries in Rows 1, 2, and 3 into Row 4. For boys, total Rows 5, 6, and 7 into Row 8.
- 2) For Column 2, list the number of participants at each level. For girls, total each of the entries in Rows 1, 2, and 3 into Row 4. For boys, total Rows 5, 6, and 7 into Row 8. **Note:** The totals in Row 4 for girls and in Row 8 for boys must be the same as the totals in Form T-1, Column 3, Rows 1 and 2 respectively.
- 3) For Column 3, list the number of interscholastic teams that have been added in the last five years at each competitive level. Count each team added during the 5 year period only one time. e.g. Girl's junior varsity soccer was added 3 years ago, count the team only once, not 3 times. For girls, total the entries in Rows 1, 2, and 3 into Row 4. For boys, total Rows 5, 6, and 7 into Row 8.
- 4) For Column 4, list the number of participants that are **currently** on each level of the teams that were added in the last five years. If a team was added previously but no longer exists, there are no current participants to be added for that team. For girls, total the entries in Rows 1, 2, and 3 into Row 4. For boys, total Rows 5, 6, and 7 into Row 8.
- 5) For Column 5, calculate the percentage of participants that have been added in the last five years. For girls, take the number in Column 4, Row 4 and divide by the number in Column 2, Row 4. For boys, take the number in Column 4, Row 8 and divide it by the number in Column 2, Row 8.

Note: If the percentage of current participants added in the last five years is 25% or greater, compliance with Test Two may be possible. If less than 25%, then compliance with Test Three should be analyzed. **CAUTION:** 25% is not a formal compliance standard.

Principal's Signature:  Date: April 10, 2009

2008-2009
ACCOMMODATION OF INTERESTS AND ABILITIES
SUMMARY PROGRAM CHART T-3


KHSAA
 Form T3
 Rev. 12/08

Participation Opportunities Test Three

FOR ANY QUESTION ANSWERED "YES" IDENTIFY THE RESPECTIVE SPORT(S).

	GIRLS (Yes / No)		BOYS (Yes / No)
1. For a sport <u>not</u> currently offered in your interscholastic athletics program, is there sufficient interest to form a viable interscholastic team based on participation on an <u>intramural team</u> .	No		No
2 For a sport <u>not</u> currently offered, is there sufficient interest, based on the responses to your most recent Student Interest Survey, to form a viable <u>interscholastic team</u> for a sport not currently offered. If yes, what sport?	No		No
3. For a sport currently offered at the junior varsity or freshman level is there sufficient interest, based on your most recent Student Interest Survey, to form a <u>varsity team</u> not currently offered?	No		No
4. For a sport currently offered at the varsity level only, is there sufficient interest, based on your most recent Student Interest Survey, to form a viable team for a <u>junior varsity or freshman team</u> that is not currently offered?	No		No
5. If you answered YES to question (1), (2), (3), or (4), are there enough high schools in the geographic area offering the sport (at the appropriate level) to allow for the development of a reasonable schedule of competition?	No		No

Plans to Address Interest:

Principal's Signature :  Date: April 10, 2009



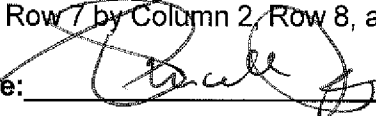
**2008-2009
ACCOMODATION OF INTERESTS AND ABILITIES
SUMMARY PROGRAM CHART T-4**

KHSAA
Form T4
F:Forms/T4
Rev.12/08

Levels of Competition Test One

		Column 1	Column 2	Column 3
Girls	Team Levels	Number of Teams Currently Offered	Number of Participants	Percentage of Participants at Each Level
Row 1	varsity:	9	140	58.8 %
Row 2	j.v.:	4	51	21.4 %
Row 3	frosh:	3	47	19.7 %
Row 4	total:		238	100%
Boys				
Row 5	varsity:	10	200	57.80 %
Row 6	j.v.:	4	90	26.01 %
Row 7	frosh:	3	56	16.18 %
Row 8	total:		346	100%

- 1) Column 1, list the number of interscholastic teams offered for girls and boys at each competitive level; varsity, junior varsity, and freshman. (Refer to Form T-2, Accommodation of Interests and Abilities, Summary Program Chart 2, Column 1.)
- 2) For Column 2, list the number of participants at each level. For girls, total the entries in Rows 1, 2, and 3 into Row 4. For boys, total the entries in Rows 5, 6, and 7 into Row 8. (Refer to Form T-2, Accommodation of Interests and Abilities, Summary Program Chart 2, Column 2.)
- 3) For Column 3, calculate the percentage of female and male participants at each level.
 For girls' varsity, junior varsity, and frosh, respectively:
 - Divide Column 2, Row 1 by Column 2, Row 4, and place the percentage in Column 3, Row 1
 - Divide Column 2, Row 2 by Column 2, Row 4, and place the percentage in Column 3, Row 2.
 - Divide Column 2, Row 3 by Column 2, Row 4, and place the percentage in Column 3, Row 3.
 For boys' varsity, junior varsity, and frosh, respectively:
 - Divide Column 2, Row 5 by Column 2, Row 8, and place the percentage in Column 3, Row 5.
 - Divide Column 2, Row 6 by Column 2, Row 8, and place the percentage in Column 3, Row 6.
 - Divide Column 2, Row 7 by Column 2, Row 8, and place the percentage in Column 3, Row 7.

Principal's Signature:  Date : April 10, 2009

**2008-2009
ACTUAL EXPENDITURES - PROGRAM COMPARISON CHART 1
TO INCLUDE BOOSTER CLUB FUNDING**

	equipment and supplies		travel		awards		coaches' salaries (to include supplemental and extended employment; dollar amount required)		facilities improvements		publications (if sport-specific)	
	Expenditures		Expenditures		Expenditures		Expenditures		Expenditures		Expenditures	
	School	Booster	School	Booster	School	Booster	School	# Coaches / # Teams	School	Booster	School	Booster
G basketball	\$9,775	NA	\$4,626	NA	\$55	NA	\$22,337	4	3	\$0	NA	NA
B basketball	\$18,033	NA	\$5,820	NA	\$568	NA	\$24,514	5	3	\$0	NA	NA
G softball	\$8,090	NA	\$15,601	NA	\$316	NA	\$11,553	4	3	\$10,970	NA	NA
B baseball	\$16,720	NA	\$8,191	NA	\$337	NA	\$11,553	4	3	\$8,190	NA	NA
G cross country	\$3,564	NA	\$281	NA	\$225	NA	\$2,455	1	1	\$0	NA	NA
B cross country	\$3,700	NA	\$1,508	NA	\$562	NA	\$2,455	1	1	\$0	NA	NA
G golf	\$1,438	NA	\$1,047	NA	\$36	NA	\$2,455	1	1	\$0	NA	NA
B golf	\$2,776	NA	\$773	NA	\$206	NA	\$2,455	1	1	\$0	NA	NA
G soccer	\$9,666	NA	\$1,013	NA	\$572	NA	\$9,194	4	2	\$0	NA	NA
B soccer	\$5,942	NA	\$1,823	NA	\$32	NA	\$9,589	4	2	\$0	NA	NA
G swimming	\$1,651	NA	\$448	NA	\$48	NA	\$2,455	1	1	\$0	NA	NA
B swimming	\$1,651	NA	\$448	NA	\$48	NA	\$2,455	1	1	\$0	NA	NA

1. Total expenditures on T-35 and T-36 on the 2008-2009 year report due by April 15, 2009, should reflect the total monies spent (rounded off to nearest dollar) for the entire school year of 2007-2008 ending June 30, 2008.

2. Booster Club Funding/Contributions must be included in the above expenditures total. (Note: It is illegal for coaches to be paid by Booster Clubs - Reference KHSAA Bylaw 27)


Principal's Signature: _____ Date: April 10, 2009

**2008-2009
ACTUAL EXPENDITURES - PROGRAM COMPARISON CHART 2
TO INCLUDE BOOSTER CLUB FUNDING**

	equipment and supplies		travel		awards		coaches' salaries (to include supplemental and extended employment; dollar amount required)		facilities improvements		publications (if sport-specific)		
	Expenditures	Expenditures	Expenditures	Expenditures	Expenditures	Expenditures	Expenditures	Expenditures	Expenditures	Expenditures	Expenditures	Expenditures	
G track	\$5,061	NA	\$479	NA	\$454	NA	\$8,328	3	1	\$0	NA	NA	NA
B track	\$8,328	NA	\$1,540	NA	\$19	NA	\$8,328	3	1	\$0	NA	NA	NA
G tennis	\$1,369	NA	\$838	NA	\$116	NA	\$2,869	2	1	\$0	NA	NA	NA
B tennis	\$1,369	NA	\$838	NA	\$116	NA	\$2,869	2	1	\$0	NA	NA	NA
G volleyball	\$13,477	NA	\$4,839	NA	\$781	NA	\$16,235	7	3	\$0	NA	NA	NA
B wrestling	\$3,638	NA	\$350	NA	\$47	NA	\$3,225	3	1	\$0	NA	NA	NA
B football	\$54,009	NA	\$4,997	NA	\$1,088	NA	\$34,660	7	3	\$0	NA	NA	NA
G (list sport)													
B (list sport)													

- Total expenditures on T-35 and T-36 on the 2008-2009 year report due by April 15, 2009, should reflect the total monies spent (rounded off to nearest dollar) for the entire school year of 2007-2008 ending June 30, 2008.
- Booster Club Funding/Contributions must be included in the above expenditures totals. Indicate percentage of total expenditures for each gender: (if disparities are obvious, list on your Corrective Action Plan (T-60) what action you will take to correct the problem).

Gender	Expenditures	Percentage
Boys	\$ 247,580	60.2%
Girls	\$ 163,747	39.8%
Total:	\$ 411,327	100%

Principal's Signature:  Date: April 10, 2009

2008-2009 KHSAA TITLE IX ATHLETICS AUDIT

KHSAA
Form T41
Rev. 12/08

Checklist - Overall Interscholastic Athletics Program

DIRECTIONS:

For the Areas of Compliance (Opportunities and Benefits) listed on the left hand side of the page, place a checkmark under the appropriate column identifying whether your school provided an advantage to the Girls' Program, or to the Boys' Program or to Neither Program. A review of T-35 and T-36 spending patterns might be helpful in completing this form.

Areas of Compliance:	ADVANTAGE TO:		
	GIRLS' PROGRAM	BOYS' PROGRAM	NEITHER PROGRAM
OPPORTUNITIES			
Accommodation of Interest and Abilities			X
BENEFITS			
Equipment and Supplies			X
Scheduling of Games and Practice Time			X
Travel and Per Diem Allowances			X
Coaching			X
Locker Rooms, Practice and Competitive Facilities			X
Medical and Training Facilities and Services			X
Publicity			X
Support Services			X
Athletic Scholarships			X
Tutoring			X
Any meals provided for home			X

If an advantage is shown, corrective action should be shown on T-60 (Corrective Action Plan).

Principal's Signature: _____

Date: April 10, 2009

SCHOOL NAME

Apollo

2008-2009


TITLE IX

CORRECTIVE ACTION PLAN

DIRECTIONS:

1. For Column 1, indicate the intended area (Opportunities or Benefits) which needs corrective action in order to achieve gender equity. For Column 2, write the suggested change or activities that will correct the area in need of alteration. For Column 3, include the estimated completion date for the changes or activities.
2. It is possible to attain compliance with Title IX and no longer need "corrective" action. However, the KHSAA strongly encourages compliant schools to identify items for improvement (Column 1), activities to accomplish the improvement (Column 2) and a timetable for completion (Column 3) that will strengthen the athletic program.
3. You may copy this form as needed. Please attach corrective action plans along with audit forms and submit by April 15, 2009.

COLUMN 1	COLUMN 2	COLUMN 3
ITEM FOR CORRECTION/ IMPROVEMENT	SUGGESTED CHANGE/ ACTIVITIES	SCHOOL YEAR, COMPLETION DATE OF CORRECTION FOR PROJECT
<p>Re-establish freshmen girl's basketball team (From 2007-2008 Corrective Action Plan)</p>	<p>Promote within middle school feeders</p>	<p>Apollo fielded a girl's freshmen basketball team during the 2008-2009 school year. Plan to continue process started this school year. (GOAL ACCOMPLISHED)</p>
<p>Improve Uniform Rotation Purchase Policy</p>	<p>Uniforms in past were purchased out of general athletics. During 2006-2007 school year, general athletics ran out of money. The result: teams in uniform rotation did not receive as much money as teams in past. CORRECTIVE ACTION – Add a line item to the general budget for uniform purchases.</p>	<p>Implemented 2008-2009 School year. Put in a line item called "Uniforms: for \$7,000 per year.</p>



Principal's Signature:

Date: April 10, 2009

X-Logic:000E

Received: from SSL [216.32.180.12] (jon.boultinghouse@daviess.kyschools.us) by Office-Logic InterChange;
Tue, 14 Apr 2009 17:11:56 -0400

Received: from mail39-va3-R.bigfish.com (10.7.14.241) by
VA3EHSOBE002.bigfish.com (10.7.40.22) with Microsoft SMTP Server id
8.1.340.0; Tue, 14 Apr 2009 21:11:41 +0000

APR 16 2009

Received: from mail39-va3 (localhost.localdomain [127.0.0.1]) by
mail39-va3-R.bigfish.com (Postfix) with ESMTP id 080861A101F2; Tue, 14 Apr
2009 21:11:41 +0000 (UTC)

X-BigFish: VPS-19(zz3a6dKfadRa0dJ113bMd33Mzz1202hzz2d81dnz2fh6bh34h)**X-FB-SS: 5,5,5,5,5,5,5,5,5,5,5,5,5,5,5,5,**

Received: by mail39-va3 (MessageSwitch) id 1239743490857056_14443; Tue, 14 Apr
2009 21:11:30 +0000 (UCT)

Received: from EDSMTPFEX3.kets.ketsds.net (mta3.education.ky.gov
[170.185.16.28]) by mail39-va3.bigfish.com (Postfix) with ESMTP id
2FEADB007E; Tue, 14 Apr 2009 21:11:07 +0000 (UTC)

Received: from ED145X1.daviess.ketsds.net ([10.253.71.20]) by
EDSMTPFEX3.kets.ketsds.net with Microsoft SMTPSVC(6.0.3790.3959); Tue, 14
Apr 2009 17:09:18 -0400

X-MimeOLE: Produced By Microsoft Exchange V6.5**Content-Class: urn:content-classes:message****MIME-Version: 1.0****Content-Type: multipart/mixed;****boundary="----=_NextPart_001_01C9BD45.44C6B242"****Subject: Apollo Title IX Report****Date: Tue, 14 Apr 2009 16:09:13 -0500****Message-ID: <C2113D10A459554684F9313AA9F3F75D04E80F4C@ED145X1.daviess.ketsds.net>****X-MS-Has-Attach: yes****X-MS-TNEF-Correlator:****Thread-Topic: Apollo Title IX Report****Thread-Index: Acm9RUNE2yxmESvaSfWkqmkZiSYD4Q==****From: "Boultinghouse, Jon - AHS" <jon.boultinghouse@daviess.kyschools.us>****To: <dbilberry@khsaa.org>,
<fisaacs@khsaa.org>****CC: "Hagan, Dana - DCPS" <dana.hagan@daviess.kyschools.us>,
"Owens, Mark - DCPS" <mark.owens@daviess.kyschools.us>,
"Purcell, Tom - AHS" <Tom.Purcell@daviess.kyschools.us>****X-OriginalArrivalTime: 14 Apr 2009 21:09:18.0706 (UTC) FILETIME=[4653CD20:01C9BD45]****Return-Path: jon.boultinghouse@daviess.kyschools.us****Attachment: Letter to KHSAAA - Title IX Report (2008-2009).doc****Attachment: 2008-2009 Title IX Committee.doc****Attachment: Apollo ge19 (2008-2009).doc****Attachment: Apollo t1 (2008-2009).doc****Attachment: Apollo t2 (2008-2009).doc****Attachment: Apollo t3 (2008-2009).doc****Attachment: Apollo t4 (2008-2009).doc****Attachment: Apollo t35 (2008-2009).doc****Attachment: Apollo t36 (2008-2009).doc****Attachment: Apollo t41 (2008-2009).doc****Attachment: Apollo t60 (2008-2009).doc****Good day to All,**

Attached you will find the electronic version of Apollo High School's 2008-2009 Title IX self-audit. These electronic forms are identical to the forms that are signed by Apollo's principal, superintendent, and board chairperson. The signed forms were placed in the mail today.

Please use these forms as a back up to those that you will be receiving shortly via U.S. mail.

Respectfully,

<<Letter to KHSAAA - Title IX Report (2008-2009).doc>> <<2008-2009 Title IX Committee.doc>> <<Apollo ge19 (2008-2009).doc>> <<Apollo t1 (2008-2009).doc>> <<Apollo t2 (2008-2009).doc>> <<Apollo t3 (2008-2009).doc>> <<Apollo t4 (2008-2009).doc>> <<Apollo t35 (2008-2009).doc>> <<Apollo t36 (2008-2009).doc>> <<Apollo t41 (2008-2009).doc>> <<Apollo t60 (2008-2009).doc>>

Jon Boultinghouse

Apollo Athletic Director / Math Teacher

NOTICE OF CONFIDENTIALITY: This e-mail, including any attachments, is intended only for the use of the individual or entity to which it is addressed and may contain confidential information that is legally privileged and exempt from disclosure under applicable law. If the reader of this message is not the intended recipient, you are notified that any review, use, disclosure, distribution or copying of this communication is strictly prohibited. If you have received this communication in error, please contact the sender by reply e-mail and destroy all copies of the original message.

APR 16 2009

April 14, 2009

To: Commissioner Darren Bilberry

From: Jon Boultinghouse, Apollo Athletic Director & Title IX Coordinator

RE: Apollo's 2008-2009 Title IX Annual Report

Mr. Dilberry,

Enclosed you will find the 2008-2009 Title IX self audit for Apollo High School. Everything is complete and in good order. However, I want to take a moment to address a couple of items.

First, on forms T-35 and T-36 (actual expenditures) you will notice that no dollar values were inserted for the "Booster" columns. The reason for this has to do with how Apollo Athletics and how the Athletic Booster Club is organized.

First, there is only one athletic booster club at Apollo. (Individual sports are not allowed to have their own booster clubs specific to their team.) Its account is operated through the Apollo High School bookkeeper. The sole function of the Apollo Athletic Booster Club is to raise money for the overall athletic budget. Every dollar that the Apollo Athletic Booster Club raises goes directly towards meeting the overall athletic budget and filters directly into the school account called "Athletic Boosters". The Apollo Athletic Booster Club does not make individual purchases for any sport. Therefore, there are no expenditures to report for any sport from the Apollo Athletic Boosters.

It should be noted that each sport may supplement the budget provided by Apollo via a maximum of two fundraisers. The fundraisers are conducted at the discretion of the head coach. Parents and/or other "boosters" do not have the ability to choose to conduct a fundraiser. Some sports conduct two, some one, and others choose not to have a fundraisers at all. All money raised in these fundraisers goes directly into the respective sport's account. According to Daviess County Public School Board Policy, any fundraiser must be approved by

the school board and have a specific stated purpose for those monies raised prior to a fundraiser being conducted. The fundraising dollars – whether used for travel, equipment, uniforms, facility improvements, or basic day-to-day operations – go directly into the individual sport's account and are spent at the discretion of the coach. Since the fundraising dollars are put into each sport's account at Apollo, this money was reported as school expenditures as well.

NOTE – The fundraising dollars are separate from any individual private donations.

Finally, as requested on the directions, I wanted to offer an explanation for a difference in the number of coaches for one sport. You may note on Form T35 that there is one more coach for boy's basketball than girl's basketball. Boy's basketball had one person volunteer to coach this year to assist our new freshmen basketball coach as well as the JV coach. We allowed this since the boy's basketball program had twelve more players than the girl's basketball program.

Respectfully submitted,

Jon Boultinghouse
Apollo Athletic Director & Title IX Coordinator

2008-2009 Title IX Gender Equity Committee

1. Jon Boultinghouse – Apollo Athletic Director & Title IX Coordinator
2007 Griffith Place West
Owensboro, KY 42301 Work: (270) 852-7100 Home: (270) 684-1310
2. Thomas Purcell – Principal of Apollo High School
1447 Brentwood Drive
Owensboro, KY 42301 Work: (270) 852-7100 Home: (270) 683-3658
3. Patricia Wimsatt – Assistant Athletic Director
Address: 2135 Boarman Drive
Owensboro, KY 42301 Work: (270) 852-7100 Home: (270) 686-5958
4. Holly Johnson – Girl’s Track Coach
Address: 3161 Harness Loop
Owensboro, KY 42303 Work: (270) 852-7100 Home: (270) 993-3973
5. Melissa Bullington – Girl’s Softball Coach
Address: 531 Graystone Drive
Owensboro, KY 42301 Work: (270) 852-7100 Home: (270) 685-0796
6. Bob Mantooth – Boy’s Baseball Coach
Address: 2620 Donerail Drive
Owensboro, KY 42301 Work: (270) 852-7100 Home: (270) 685-0187
7. Paul Bates – Football Coach
Address: 4363 Ireland Drive
Owensboro, KY 42301 Work: (270) 852-7100 Home: (270) 683-1372
8. Lynne Ferguson - Parent of Female Athlete
Address: 5468 Ridge Point Court
Owensboro, KY 42301 Work: (270) 852-7100 Home: (270) 691-9937
9. Bailey Campbell - Female Student Athlete – Soccer
Address: 5468 Ridge Point Court
Owensboro, KY 42301 AHS: (270) 852-7100 Home: (270) 691-9937
10. Jordan Yates – Male Student-Athlete – Soccer
Address: 3049 Yosemite Drive
Owensboro, KY 42301 AHS: (270) 852-7100 Home: (270) 993-7921
(Dad’s Cell)

2008-2009 Title IX Gender Equity Committee

1. Jon Boultinghouse – Apollo Athletic Director & Title IX Coordinator
2007 Griffith Place West
Owensboro, KY 42301 Work: (270) 852-7100 Home: (270) 684-1310
2. Thomas Purcell – Principal of Apollo High School
1447 Brentwood Drive
Owensboro, KY 42301 Work: (270) 852-7100 Home: (270) 683-3658
3. Patricia Wimsatt – Assistant Athletic Director
Address: 2135 Boarman Drive
Owensboro, KY 42301 Work: (270) 852-7100 Home: (270) 686-5958
4. Holly Johnson – Girl’s Track Coach
Address: 3161 Harness Loop
Owensboro, KY 42303 Work: (270) 852-7100 Home: (270) 993-3973
5. Melissa Bullington – Girl’s Softball Coach
Address: 531 Graystone Drive
Owensboro, KY 42301 Work: (270) 852-7100 Home: (270) 685-0796
6. Bob Mantooth – Boy’s Baseball Coach
Address: 2620 Donerail Drive
Owensboro, KY 42301 Work: (270) 852-7100 Home: (270) 685-0187
7. Paul Bates – Football Coach
Address: 4363 Ireland Drive
Owensboro, KY 42301 Work: (270) 852-7100 Home: (270) 683-1372
8. Lynne Ferguson - Parent of Female Athlete
Address: 5468 Ridge Point Court
Owensboro, KY 42301 Work: (270) 852-7100 Home: (270) 691-9937
9. Bailey Campbell - Female Student Athlete – Soccer
Address: 5468 Ridge Point Court
Owensboro, KY 42301 AHS: (270) 852-7100 Home: (270) 691-9937
10. Jordan Yates – Male Student-Athlete – Soccer
Address: 3049 Yosemite Drive
Owensboro, KY 42301 AHS: (270) 852-7100 Home: (270) 993-7921
(Dad’s Cell)



2008-2009
ACCOMMODATION OF INTERESTS AND ABILITIES
SUMMARY PROGRAM CHART T-1

KHSAA
 Form T1
 F:Forms/T1
 Rev. 10/08

Participation Opportunities Test One

		(Column 1)	(Column 2)	(Column 3)	(Column 4)
	Program	Enrollment	Percentage of Total Enrollment	Number of Interscholastic Participants (double and triple count)	Percentage of Total Participation
Row 1	GIRLS	670	48.98 %	238	40.75 %
Row 2	BOYS	698	51.02 %	346	59.25 %
Row 3	Totals	1,368	100%	584	100%

Instructions:

*Number of 8th grade students & below used in
 Column 3 and Column 4 calculations: 68

- 1) Determine the total number of girls enrolled, (place in Row 1, Column 1). Determine the total number of boys enrolled, (place in Row 2, Column 1).
- 2) Add the total number of girls and boys enrolled to determine total enrollment, (place in Row 3, Column 1).
- 3) Calculate the percentage of total enrollment that is female. (Divide Row 1, Column 1 by Row 3, Column 1 and place in Row 1, Column 2.) Calculate the percentage of total enrollment that is male. (Divide Row 2, Column 1 by Row 3, Column 1 and place in Row 2, Column 2.) Note: Row 1, Column 2 plus Row 2, Column 2 should total 100%.
- 4) Ask coaches to confirm the names of those individuals who are on the team as of the first **date of regular season competition**, and cross out the names of those who were cut from the team or quit the team prior to the first regular season competitive event. Determine the total number of interscholastic athletics participants that are girls, (and place in Row 1, Column 3). In order to determine the total number of athletics participants, an individual should be counted each time he or she participates on a team. For example, if Jane Doe competes on the varsity volleyball team, the junior varsity volleyball team, the junior varsity basketball team, and the varsity softball team, she should be counted as four participants (**do not include club or intramural sports participants, cheerleaders, dance teams, or pom squads**). Calculate the same way for boys and girls. * In addition, should 8th grade students and below play on a Freshman, Junior Varsity, or Varsity team, they should also be counted for each team and sport on which they participate. If applicable, please asterisk in the above notation as to how many 8th grade students & below are included in the totals.
 Using the same procedure, determine the total number of interscholastic athletic participants that are boys, (and place in Row 2, Column 3). Add Row 1, Column 3 plus Row 2, Column 3 to get total participants and place in Row 3, Column 3.
- 5) Calculate the percentage of female participation. (Row 1, Column 3 divided by Row 3, Column 3 and place in Row 1, Column 4.) Calculate the percentage of male participation. (Row 2, Column 3 divided by Row 3, Column 3 and place in Row 2, Column 4.) Note: Row 1, Column 4 plus Row 2, Column 4 should total 100%.

Note: While being within three percent is not a formal compliance standard; if the percent listed in Row 1, Column 4 is within 3% of Row 1, Column 2, then it provides a good target within which compliance is likely.

Principal's Signature: _____ **Date:** April 10, 2009

2008-2009
ACCOMMODATION OF INTERESTS AND ABILITIES
SUMMARY PROGRAM CHART T-2

KHSAA
 Form T2
 Rev. 12/08

Participation Opportunities Test Two

		Column 1	Column 2	Column 3	Column 4	Column 5
Program		Number of Teams Currently Offered	Number of Participants	Number of Teams Added Since the beginning of the 2004-2005 School Year	Number of participants for the 2008-09 school year who are playing on teams added since the 2004-05 school year	Percent of Total Participation By Sex Added Since the beginning of the 2004-2005 School Year
GIRLS	Row 1	varsity:	9	140	0	2 (female wrestlers)
	Row 2	j.v.:	4	51	0	0
	Row 3	frosh:	3	47	2	38
	Row 4	total:	16	238	2	40
BOYS	Row 5	varsity:	10	200	1	14
	Row 6	j.v.:	4	90	0	0
	Row 7	frosh:	3	56	0	0
	Row 8	total:	17	346	1	14

- 1) For Column 1, list the number of interscholastic teams offered for girls and boys at each competitive level (varsity, junior varsity, and freshman). For girls, total each of the entries in Rows 1, 2, and 3 into Row 4. For boys, total Rows 5, 6, and 7 into Row 8.
- 2) For Column 2, list the number of participants at each level. For girls, total each of the entries in Rows 1, 2, and 3 into Row 4. For boys, total Rows 5, 6, and 7 into Row 8. **Note:** The totals in Row 4 for girls and in Row 8 for boys must be the same as the totals in Form T-1, Column 3, Rows 1 and 2 respectively.
- 3) For Column 3, list the number of interscholastic teams that have been added in the last five years at each competitive level. Count each team added during the 5 year period only one time. e.g. Girl's junior varsity soccer was added 3 years ago, count the team only once, not 3 times. For girls, total the entries in Rows 1, 2, and 3 into Row 4. For boys, total Rows 5, 6, and 7 into Row 8.
- 4) For Column 4, list the number of participants that are **currently** on each level of the teams that were added in the last five years. If a team was added previously but no longer exists, there are no current participants to be added for that team. For girls, total the entries in Rows 1, 2, and 3 into Row 4. For boys, total Rows 5, 6, and 7 into Row 8.
- 5) For Column 5, calculate the percentage of participants that have been added in the last five years. For girls, take the number in Column 4, Row 4 and divide by the number in Column 2, Row 4. For boys, take the number in Column 4, Row 8 and divide it by the number in Column 2, Row 8.

Note: If the percentage of current participants added in the last five years is 25% or greater, compliance with Test Two may be possible. If less than 25%, then compliance with Test Three should be analyzed. **CAUTION:** 25% is not a formal compliance standard.

Principal's Signature: _____ Date: **April 10, 2009**

2008-2009
ACCOMMODATION OF INTERESTS AND ABILITIES
SUMMARY PROGRAM CHART T-3

KHSAA
 Form T3
 Rev. 12/08

Participation Opportunities Test Three

FOR ANY QUESTION ANSWERED "YES" IDENTIFY THE RESPECTIVE SPORT(S).

	GIRLS (Yes / No)		BOYS (Yes / No)
1. For a sport <u>not</u> currently offered in your interscholastic athletics program, is there sufficient interest to form a viable interscholastic team based on participation on an <u>intramural team</u> .	No		No
2 For a sport <u>not</u> currently offered, is there sufficient interest, based on the responses to your most recent Student Interest Survey, to form a viable <u>interscholastic team</u> for a sport not currently offered. If yes, what sport?	No		No
3. For a sport currently offered at the junior varsity or freshman level is there sufficient interest, based on your most recent Student Interest Survey, to form a <u>varsity team</u> not currently offered?	No		No
4. For a sport currently offered at the varsity level only, is there sufficient interest, based on your most recent Student Interest Survey, to form a viable team for a <u>junior varsity or freshman team</u> that is not currently offered?	No		No
5. If you answered YES to question (1), (2), (3), or (4), are there enough high schools in the geographic area offering the sport (at the appropriate level) to allow for the development of a reasonable schedule of competition?	No		No

Plans to Address Interest:

Principal's Signature : _____ Date: April 10, 2009



2008-2009
ACCOMMODATION OF INTERESTS AND ABILITIES
SUMMARY PROGRAM CHART T-4

KHSAA
 Form T4
 F:Forms/T4
 Rev.12/08

Levels of Competition Test One

		Column 1	Column 2	Column 3
Girls	Team Levels	Number of Teams Currently Offered	Number of Participants	Percentage of Participants at Each Level
Row 1	varsity:	9	140	58.8 %
Row 2	j.v.:	4	51	21.4 %
Row 3	frosh:	3	47	19.7 %
Row 4	total:		238	100%
Boys				
Row 5	varsity:	10	200	57.80 %
Row 6	j.v.:	4	90	26.01 %
Row 7	frosh:	3	56	16.18 %
Row 8	total:		346	100%

- 1) Column 1, list the number of interscholastic teams offered for girls and boys at each competitive level; varsity, junior varsity, and freshman. (Refer to Form T-2, Accommodation of Interests and Abilities, Summary Program Chart 2, Column 1.)
- 2) For Column 2, list the number of participants at each level. For girls, total the entries in Rows 1, 2, and 3 into Row 4. For boys, total the entries in Rows 5, 6, and 7 into Row 8. (Refer to Form T-2, Accommodation of Interests and Abilities, Summary Program Chart 2, Column 2.)
- 3) For Column 3, calculate the percentage of female and male participants at each level.
 - For girls' varsity, junior varsity, and frosh, respectively:
 - Divide Column 2, Row 1 by Column 2, Row 4, and place the percentage in Column 3, Row 1
 - Divide Column 2, Row 2 by Column 2, Row 4, and place the percentage in Column 3, Row 2.
 - Divide Column 2, Row 3 by Column 2, Row 4, and place the percentage in Column 3, Row 3.
 -
 - For boys' varsity, junior varsity, and frosh, respectively:
 - Divide Column 2, Row 5 by Column 2, Row 8, and place the percentage in Column 3, Row 5.
 - Divide Column 2, Row 6 by Column 2, Row 8, and place the percentage in Column 3, Row 6.
 - Divide Column 2, Row 7 by Column 2, Row 8, and place the percentage in Column 3, Row 7.

Principal's Signature: _____ **Date :** April 10, 2009

**2008-2009
ACTUAL EXPENDITURES - PROGRAM COMPARISON CHART 1
TO INCLUDE BOOSTER CLUB FUNDING**

	equipment and supplies		travel		awards		coaches' salaries (to include supplemental and extended employment; dollar amount required)		facilities improvements		publications (if sport-specific)	
	Expenditures		Expenditures		Expenditures		Expenditures		Expenditures		Expenditures	
	School	Booster	School	Booster	School	Booster	School	# Coaches / # Teams	School	Booster	School	Booster
G basketball	\$9,775	NA	\$4,626	NA	\$55	NA	\$22,337	4	\$0	NA	NA	
B basketball	\$18,033	NA	\$5,820	NA	\$568	NA	\$24,514	5	\$0	NA	NA	
G softball	\$8,090	NA	\$15,601	NA	\$316	NA	\$11,553	4	\$10,970	NA	NA	
B baseball	\$16,720	NA	\$8,191	NA	\$337	NA	\$11,553	4	\$8,190	NA	NA	
G cross country	\$3,564	NA	\$281	NA	\$225	NA	\$2,455	1	\$0	NA	NA	
B cross country	\$3,700	NA	\$1,508	NA	\$562	NA	\$2,455	1	\$0	NA	NA	
G golf	\$1,438	NA	\$1,047	NA	\$36	NA	\$2,455	1	\$0	NA	NA	
B golf	\$2,776	NA	\$773	NA	\$206	NA	\$2,455	1	\$0	NA	NA	
G soccer	\$9,666	NA	\$1,013	NA	\$572	NA	\$9,194	4	\$0	NA	NA	
B soccer	\$5,942	NA	\$1,823	NA	\$32	NA	\$9,589	4	\$0	NA	NA	
G swimming	\$1,651	NA	\$448	NA	\$48	NA	\$2,455	1	\$0	NA	NA	
B swimming	\$1,651	NA	\$448	NA	\$48	NA	\$2,455	1	\$0	NA	NA	

1. Total expenditures on T-35 and T-36 on the 2008-2009 year report due by April 15, 2009, should reflect the total monies spent (rounded off to nearest dollar) for the entire school year of 2007-2008 ending June 30, 2008.
2. Booster Club Funding/Contributions must be included in the above expenditures total. (Note: It is illegal for coaches to be paid by Booster Clubs - Reference KHSAA Bylaw 27)

Principal's Signature: _____ Date: April 10, 2009

Copyright 1999, Good Sports, Inc., Title IX and Gender Equity Specialists. All rights reserved.

**2008-2009
ACTUAL EXPENDITURES - PROGRAM COMPARISON CHART 2
TO INCLUDE BOOSTER CLUB FUNDING**

	equipment and supplies		travel		awards		coaches' salaries (to include supplemental and extended employment; dollar amount required)		facilities improvements		publications (if sport-specific)	
	Expenditures		Expenditures		Expenditures		Expenditures		Expenditures		Expenditures	
	School	Booster	School	Booster	School	Booster	School	Booster	School	Booster	School	Booster
G track	\$5,061	NA	\$479	NA	\$454	NA	\$8,328	3	\$0	NA	NA	NA
B track	\$8,328	NA	\$1,540	NA	\$19	NA	\$8,328	3	\$0	NA	NA	NA
G tennis	\$1,369	NA	\$838	NA	\$116	NA	\$2,869	2	\$0	NA	NA	NA
B tennis	\$1,369	NA	\$838	NA	\$116	NA	\$2,869	2	\$0	NA	NA	NA
G volleyball	\$13,477	NA	\$4,839	NA	\$781	NA	\$16,235	7	\$0	NA	NA	NA
B wrestling	\$3,638	NA	\$350	NA	\$47	NA	\$3,225	3	\$0	NA	NA	NA
B football	\$54,009	NA	\$4,997	NA	\$1,088	NA	\$34,660	7	\$0	NA	NA	NA
G (list sport)												
B (list sport)												

1. Total expenditures on T-35 and T-36 on the 2008-2009 year report due by April 15, 2009, should reflect the total monies spent (rounded off to nearest dollar) for the entire school year of 2007-2008 ending June 30, 2008.

2. Booster Club Funding/Contributions must be included in the above expenditures totals.

Indicate percentage of total expenditures for each gender: (If disparities are obvious, list on your Corrective Action Plan (T-60) what action you will take to correct the problem).

Gender	Expenditures	Percentage
Boys	\$ 247,580	60.2 %
Girls	\$ 163,747	39.8 %
Total:	\$ 411,327	100%

Principal's Signature: _____ Date: April 10, 2009

2008-2009 KHSAA TITLE IX ATHLETICS AUDIT

KHSAA
Form T41
Rev. 12/08

Checklist - Overall Interscholastic Athletics Program

DIRECTIONS:

For the Areas of Compliance (Opportunities and Benefits) listed on the left hand side of the page, place a checkmark under the appropriate column identifying whether your school provided an advantage to the Girls' Program, or to the Boys' Program or to Neither Program. A review of T-35 and T-36 spending patterns might be helpful in completing this form.

Areas of Compliance:	ADVANTAGE TO:		
	GIRLS' PROGRAM	BOYS' PROGRAM	NEITHER PROGRAM
OPPORTUNITIES			
Accommodation of Interest and Abilities			X
BENEFITS			
Equipment and Supplies			X
Scheduling of Games and Practice Time			X
Travel and Per Diem Allowances			X
Coaching			X
Locker Rooms, Practice and Competitive Facilities			X
Medical and Training Facilities and Services			X
Publicity			X
Support Services			X
Athletic Scholarships			X
Tutoring			X
Any meals provided for home			X

If an advantage is shown, corrective action should be shown on T-60 (Corrective Action Plan).

Principal's Signature: _____ Date: April 10, 2009

SCHOOL NAME

2008-2009
TITLE IX

Apollo

CORRECTIVE ACTION PLAN


DIRECTIONS:

1. For Column 1, indicate the intended area (Opportunities or Benefits) which needs corrective action in order to achieve gender equity. For Column 2, write the suggested change or activities that will correct the area in need of alteration. For Column 3, include the estimated completion date for the changes or activities.
2. It is possible to attain compliance with Title IX and no longer need "corrective" action. However, the KHSAA strongly encourages compliant schools to identify items for improvement (Column 1), activities to accomplish the improvement (Column 2) and a timetable for completion (Column 3) that will strengthen the athletic program.
3. You may copy this form as needed. Please attach corrective action plans along with audit forms and submit by April 15, 2009.

COLUMN 1 ITEM FOR CORRECTION/ IMPROVEMENT	COLUMN 2 SUGGESTED CHANGE/ ACTIVITIES	COLUMN 3 SCHOOL YEAR, COMPLETION DATE OF CORRECTION FOR PROJECT
<p>Re-establish freshmen girl's basketball team (From 2007-2008 Corrective Action Plan)</p>	<p>Promote within middle school feeders</p>	<p>Apollo fielded a girl's freshmen basketball team during the 2008-2009 school year. Plan to continue process started this school year. (GOAL ACCOMPLISHED)</p>
<p>Improve Uniform Rotation Purchase Policy</p>	<p>Uniforms in past were purchased out of general athletics. During 2006-2007 school year, general athletics ran out of money. The result: teams in uniform rotation did not receive as much money as teams in past. CORRECTIVE ACTION – Add a line item to the general budget for uniform purchases.</p>	<p>Implemented 2008-2009 School year. Put in a line item called "Uniforms: for \$7,000 per year.</p>

Principal's Signature: _____

Date: April 10, 2009

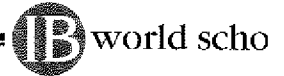


Apollo High School

Thomas Purcell, Principal
2280 Tamarack Road
Owensboro, KY 42301
(270) 852-7100 Fax (270) 852-7110
www.ahs.dcps.org
"Always an Eagle Family"

Assistant Principal
Tom Burrough, Stan Se

Counselor
Keith Johnson, Kathleen Kr
Shawn Tomes, Jan Yo



April 14, 2009

To: Commissioner Darren Bilberry

From: Jon Boultinghouse, Apollo Athletic Director & Title IX Coordinator

RE: Apollo's 2008-2009 Title IX Annual Report


Mr. Dilberry,

Enclosed you will find the 2008-2009 Title IX self audit for Apollo High School. Everything is complete and in good order. However, I want to take a moment to address a couple of items.

First, on forms T-35 and T-36 (actual expenditures) you will notice that no dollar values were inserted for the "Booster" columns. The reason for this has to do with how Apollo Athletics and how the Athletic Booster Club is organized.

First, there is only one athletic booster club at Apollo. (Individual sports are not allowed to have their own booster clubs specific to their team.) Its account is operated through the Apollo High School bookkeeper. The sole function of the Apollo Athletic Booster Club is to raise money for the overall athletic budget. Every dollar that the Apollo Athletic Booster Club raises goes directly towards meeting the overall athletic budget and filters directly into the school account called "Athletic Boosters". The Apollo Athletic Booster Club does not make individual purchases for any sport. Therefore, there are no expenditures to report for any sport from the Apollo Athletic Boosters.

It should be noted that each sport may supplement the budget provided by Apollo via a maximum of two fundraisers. The fundraisers are conducted at the discretion of the head coach. Parents and/or other "boosters" do not have the ability to choose to conduct a fundraiser. Some sports conduct two, some one, and others choose not to have a fundraisers at all. All money raised in these




Apollo High School

Thomas Purcell, Principal
2280 Tamarack Road
Owensboro, KY 42301
(270) 852-7100 Fax (270) 852-7110
www.ahs.dcps.org
"Always an Eagle Family"

Assistant Principals
Tom Burrough, Stan S

Counselors
Keith Johnson, Kathleen Kr
Shawn Tomes, Jan Yo



fundraisers goes directly into the respective sport's account. According to Daviess County Public School Board Policy, any fundraiser must be approved by the school board and have a specific stated purpose for those monies raised prior to a fundraiser being conducted. The fundraising dollars – whether used for travel, equipment, uniforms, facility improvements, or basic day-to-day operations – go directly into the individual sport's account and are spent at the discretion of the coach. Since the fundraising dollars are put into each sport's account at Apollo, this money was reported as school expenditures as well.

NOTE – The fundraising dollars are separate from any individual private donations.

Finally, as requested on the directions, I wanted to offer an explanation for a difference in the number of coaches for one sport. You may note on Form T35 that there is one more coach for boy's basketball than girl's basketball. Boy's basketball had one person volunteer to coach this year to assist our new freshmen basketball coach as well as the JV coach. We allowed this since they boy's basketball program had twelve more players than the girl's basketball program.

Respectfully submitted,

Jen Boultinghouse

Apollo Athletic Director & Title IX Coordinator