

**KHSAA TITLE IX
ANNUAL REPORT SUBMISSION
STATUS REPORT
2008-2009**

KHSAA
Form T65
Revised 4/09

TO: KHSAA Member School Superintendents, Principals, and Athletic Directors

FROM: Brigid L. DeVries, Commissioner
Darren Bilberry, Assistant Commissioner

DATE: May 7, 2009

School	Berea Community High School	Reviewed by	Gordon D. Bocock
--------	-----------------------------	-------------	------------------

The following is a status report regarding the required 2008 - 2009 Title IX Annual Report submission of forms due into the KHSAA office by April 15, 2009. Appropriate KHSAA Audit Team personnel have reviewed these forms and the following is a summary of this review.

I. Checklist of Forms properly submitted in a satisfactory manner:

<input checked="" type="checkbox"/>	GE 19 (Annual Verification)	<input checked="" type="checkbox"/>	T-35 (Budget Expenses)
<input checked="" type="checkbox"/>	T-1 (Summary Program Chart 1)	<input checked="" type="checkbox"/>	T-36 (Budget Expenses)
<input checked="" type="checkbox"/>	T-2 (Summary Program Chart 2)	<input checked="" type="checkbox"/>	T-41 (Checklist – Overall Interscholastic Program)
<input checked="" type="checkbox"/>	T-3 (Summary Program Chart 3)	<input checked="" type="checkbox"/>	T-60 (Corrective Action Plan)
<input checked="" type="checkbox"/>	T-4 (Summary Program Chart 4)		T-63 (Interscholastic Survey Results)

II. Status

A.	<input checked="" type="checkbox"/>	2008 – 2009 Forms are satisfactory and no further information or action is necessary at this time.
B.		Errors have been noted with respect to the following forms:
C.		The following forms were omitted and must be submitted by school representatives:
D.	<input checked="" type="checkbox"/>	According to the 2008-2009 data, the school appears to be meeting the standards established in: <input checked="" type="checkbox"/> Test 1 (Athletic participation is proportionate to enrollment) <input checked="" type="checkbox"/> Test 2 (History and continuing practice of program expansion) <input checked="" type="checkbox"/> Test 3 (Full and effective accommodation of interests and abilities)
E.	<input checked="" type="checkbox"/>	Other Recommendation and Comments: According to the information presented it appears that Berea is passing all three tests and that does not happen often. Keep up the good work in this area. <ul style="list-style-type: none"> The Gender Equity Committee needs to pay special attention to the Budget Expenditures during the 2009-2010 school year. According to the figures presented in this Annual Report Berea is spending \$166.22 more per male athlete than they are for female athletes. (Money spent per male athlete = \$557.62) (Money spent per female athlete = \$391.40) *****On the 2007-2008 there was only a difference of \$49.48 in the male and female spending. Your committee needs to address this.

		<p><u>Note:</u> When you are a football playing school the budget will never be balanced between male and female spending but when the spending difference per-male versus per-female athlete is greater than \$100.00 a potential red flag has gone up. Other areas the Gender Equity needs to keep an eye on for possible red flags are:</p>
--	--	--

- Boys Baseball spending compared to Softball spending
(Equipment & Supplies – Travel – Awards)
- Boys Golf travel spending compared to Girls Golf travel spending.
- Boys Soccer equipment and supplies spending compared to Girls Soccer equipment and supplies spending.
- Three sports are listed as receiving no allocation for awards:
(Girls Softball – Girls and Boys Swimming)

Please review your school policy on Awards and send a copy to the KHSAA to be placed in the school's Title IX File.



KENTUCKY HIGH SCHOOL ATHLETIC ASSOCIATION
2008-2009 ANNUAL VERIFICATION OF TITLE IX PROCEDURES
 (To be submitted by April 15, 2009 along with other required forms)

KHSAA Form GE19
 F-Forms/GE19
 Rev. 12/08

6002
 APR 17 2009

The Berea Community High School, Berea, Kentucky
 (Name of High School) (City)

certifies to the Kentucky High School Athletic Association that the following is an accurate and true representation of the facts surrounding compliance with 20 U.S.C. Sections 1681-1688, et. Seq. (also known as Title IX)

I certify the following provisions in accordance with records at the school contained in the permanent Title IX file, at least one copy of which must be maintained in the Principal's office, and to the best of my knowledge have completed the following tasks.

Established a gender equity committee at the high school. (List committee personnel and provide attachment if necessary)

Name	Address	Phone	Title
(Supt., Principal, Student, Parent, Coach, Etc.)			
Jimmy Dyehouse	#1 Pirate Pkwy, Berea, Ky 40403	859-986-4911	Athletic Director
Donna Lovell	#3 Pirate Pkwy, Berea, Ky 40403	859-986-8446	DPP
Ginger Cottrell	#1 Pirate Pkwy, Berea, Ky 40403	859-986-4911	Parent
Casey Painter	#1 Pirate Pkwy, Berea, Ky 40403	859-986-4911	Boys Coach
Jerryingham	#1 Pirate Pkwy, Berea, Ky 40403	859-986-4911	Girls Coach
Ryan Smith	#1 Pirate Pkwy, Berea, Ky 40403	859-986-4911	Male Athlete
Elizabeth Horn	#1 Pirate Pkwy, Berea, Ky 40403	859-986-4911	Female Athlete

Scheduled a minimum of three meetings during the 2008-2009 school year on the following dates:

NOV. 12, 2008
FEB. 11, 2009
April 29, 2009

Designated the following person(s) as the Title IX coordinator for the school:

Name	Title	Address	Phone
Jimmy Dyehouse	A.D.	#1 Pirate Pkwy, Berea, Ky	859-986-4911

Designated the following person(s) as the Title IX coordinator for the district:

Name	Title	Address	Phone
Donna Lovell	Director of Pupil Personnel	#3 Pirate Pkwy, Berea, Ky	859-986-8446

School personnel are continuing to make periodic reviews of the boys' and girls' athletics program reflected in the Corrective Action Plan.

In addition to the above information, the above referenced school maintains a complete permanent file relative to Title IX records including copies of the self-assessment audit, all corrective action plans, and other related materials.

[Signature] 4/15 20 09
 Principal's Signature Date

[Signature] [Signature]
 Superintendent Signature School Board Chairpersons' Signature

(Send original copy to KHSAA - Maintain duplicate in Title IX school folder)

2008-2009
ACCOMMODATION OF INTERESTS AND ABILITIES
SUMMARY PROGRAM CHART 1

KHSAA
 Form T1
 Rev. 12/08

Participation Opportunities Test One

		(Column 1)	(Column 2)	(Column 3)	(Column 4)
	Program	Enrollment	Percentage of Total Enrollment	Number of Interscholastic Participants (double and triple count)	Percentage of Total Participation
Row 1	GIRLS	167	49.1 %	165	48.7 %
Row 2	BOYS	173	50.9 %	174	51.3 %
Row 3	Totals	340	100%	339	100%

Instructions:

*Number of 8th grade students & below used in Column 3 and Column 4 calculations : 51

- 1) Determine the total number of girls enrolled, (place in Row 1, Column 1). Determine the total number of boys enrolled, (place in Row 2, Column 1).
- 2) Add the total number of girls and boys enrolled to determine total enrollment, (place in Row 3, Column 1).
- 3) Calculate the percentage of total enrollment that is female. (Divide Row 1, Column 1 by Row 3, Column 1 and place in Row 1, Column 2.) Calculate the percentage of total enrollment that is male. (Divide Row 2, Column 1 by Row 3, Column 1 and place in Row 2, Column 2.) Note: Row 1, Column 2 plus Row 2, Column 2 should total 100%.
- 4) Ask coaches to confirm the names of those individuals who are on the team as of the first **date of regular season competition**, and cross out the names of those who were cut from the team or quit the team prior to the first regular season competitive event. Determine the total number of interscholastic athletics participants that are girls, (and place in Row 1, Column 3). In order to determine the total number of athletics participants, an individual should be counted each time he or she participates on a team. For example, if Jane Doe competes on the varsity volleyball team, the junior varsity volleyball team, the junior varsity basketball team, and the varsity softball team, she should be counted as four participants (**do not include club or intramural sports participants, cheerleaders, dance teams, or pom squads**). Calculate the same way for boys and girls. * In addition, should 8th grade students and below play on a Freshman, Junior Varsity, or Varsity team, they should also be counted for each team and sport on which they participate. If applicable, please asterisk in the above notation as to how many 8th grade students & below are included in the totals.
 Using the same procedure, determine the total number of interscholastic athletic participants that are boys, (and place in Row 2, Column 3). Add Row 1, Column 3 plus Row 2, Column 3 to get total participants and place in Row 3, Column 3.
- 5) Calculate the percentage of female participation. (Row 1, Column 3 divided by Row 3, Column 3 and place in Row 1, Column 4.) Calculate the percentage of male participation. (Row 2, Column 3 divided by Row 3, Column 3 and place in Row 2, Column 4.) Note: Row 1, Column 4 plus Row 2, Column 4 should total 100%.

Note: While being within three percent is not a formal compliance standard; if the percent listed in Row 1, Column 4 is within 3% of Row 1, Column 2, then it provides a good target within which compliance is likely.

Principal's Signature: *[Signature]* Date: 4/15/09
 Copyright 1999, Good Sports, Inc., Title IX and Gender Equity Specialists. All rights reserved.

2008-2009
ACCOMMODATION OF INTERESTS AND ABILITIES
SUMMARY PROGRAM CHART T-2

KHSAA
 Form T2
 Rev. 12/08

Participation Opportunities Test Two

		Column 1	Column 2	Column 3	Column 4	Column 5	
Program		Number of Teams Currently Offered	Number of Participants	Number of Teams Added Since the beginning of the 2004-2005 School Year	Number of participants for the 2008-09 school year who are playing on teams added since the 2004-05 school year	Percent of Total Participation By Sex Added Since the beginning of the 2004-2005 School Year	
GIRLS	Row 1	varsity:	9	101	2	29	
	Row 2	j.v.:	4	48	2	25	
	Row 3	frosh:	2	16	1	7	
	Row 4	total:	15	165	5	61	37%
BOYS	Row 5	varsity:	9	142	0	0	
	Row 6	j.v.:	2	26	3	48	
	Row 7	frosh:	1	6	0	0	
	Row 8	total:	12	174	3	48	28%

- 1) For Column 1, list the number of interscholastic teams offered for girls and boys at each competitive level (varsity, junior varsity, and freshman). For girls, total each of the entries in Rows 1, 2, and 3 into Row 4. For boys, total Rows 5, 6, and 7 into Row 8.
- 2) For Column 2, list the number of participants at each level. For girls, total each of the entries in Rows 1, 2, and 3 into Row 4. For boys, total Rows 5, 6, and 7 into Row 8. **Note:** The totals in Row 4 for girls and in Row 8 for boys must be the same as the totals in Form T-1, Column 3, Rows 1 and 2 respectively.
- 3) For Column 3, list the number of interscholastic teams that have been added in the last five years at each competitive level. Count each team added during the 5 year period only one time. e.g. Girl's junior varsity soccer was added 3 years ago, count the team only once, not 3 times. For girls, total the entries in Rows 1, 2, and 3 into Row 4. For boys, total Rows 5, 6, and 7 into Row 8.
- 4) For Column 4, list the number of participants that are **currently** on each level of the teams that were added in the last five years. If a team was added previously but no longer exists, there are no current participants to be added for that team. For girls, total the entries in Rows 1, 2, and 3 into Row 4. For boys, total Rows 5, 6, and 7 into Row 8.
- 5) For Column 5, calculate the percentage of participants that have been added in the last five years. For girls, take the number in Column 4, Row 4 and divide by the number in Column 2, Row 4. For boys, take the number in Column 4, Row 8 and divide it by the number in Column 2, Row 8.

Note: If the percentage of current participants added in the last five years is 25% or greater, compliance with Test Two may be possible. If less than 25%, then compliance with Test Three should be analyzed. **CAUTION:** 25% is not a formal compliance standard.

Principal's Signature: _____

Date: _____

4/15/09


**2008-2009
ACCOMMODATION OF INTERESTS AND ABILITIES
SUMMARY PROGRAM CHART T-3**

Participation Opportunities Test Three

FOR ANY QUESTION ANSWERED "YES" IDENTIFY THE RESPECTIVE SPORT(S).

	GIRLS (Yes / No)		BOYS (Yes / No)
1. For a sport <u>not</u> currently offered in your interscholastic athletics program, is there sufficient interest to form a viable interscholastic team based on participation on an <u>intramural team</u> .	NO		NO
2 For a sport <u>not</u> currently offered, is there sufficient interest, based on the responses to your most recent Student Interest Survey, to form a viable <u>interscholastic team</u> for a sport not currently offered. If yes, what sport?	NO		NO
3. For a sport currently offered at the junior varsity or freshman level is there sufficient interest, based on your most recent Student Interest Survey, to form a <u>varsity team</u> not currently offered?	NO		NO
4. For a sport currently offered at the varsity level only, is there sufficient interest, based on your most recent Student Interest Survey, to form a viable team for a <u>junior varsity or freshman team</u> that is not currently offered?	NO		NO
5. If you answered YES to question (1), (2), (3), or (4), are there enough high schools in the geographic area offering the sport (at the appropriate level) to allow for the development of a reasonable schedule of competition?	N/A		N/A

Plans to Address Interest:

Principal's Signature:  Date: 4/15/09



2008-2009
ACCOMMODATION OF INTERESTS AND ABILITIES
SUMMARY PROGRAM CHART T-4

KHSAA
 Form T4
 F:Forms/T4
 Rev.12/08

Levels of Competition Test One

		Column 1	Column 2	Column 3
Girls	Team Levels	Number of Teams Currently Offered	Number of Participants	Percentage of Participants at Each Level
Row 1	varsity:	9	101	61 %
Row 2	j.v.:	4	48	29 %
Row 3	frosh:	2	16	10 %
Row 4	total:		165	100%
Boys				
Row 5	varsity:	9	142	82 %
Row 6	j.v.:	2	26	15 %
Row 7	frosh:	1	6	3 %
Row 8	total:		174	100%

- 1) Column 1, list the number of interscholastic teams offered for girls and boys at each competitive level; varsity, junior varsity, and freshman. (Refer to Form T-2, Accommodation of Interests and Abilities, Summary Program Chart 2, Column 1.)
- 2) For Column 2, list the number of participants at each level. For girls, total the entries in Rows 1, 2, and 3 into Row 4. For boys, total the entries in Rows 5, 6, and 7 into Row 8. (Refer to Form T-2, Accommodation of Interests and Abilities, Summary Program Chart 2, Column 2.)
- 3) For Column 3, calculate the percentage of female and male participants at each level.
 For girls' varsity, junior varsity, and frosh, respectively:
 Divide Column 2, Row 1 by Column 2, Row 4, and place the percentage in Column 3, Row 1
 Divide Column 2, Row 2 by Column 2, Row 4, and place the percentage in Column 3, Row 2.
 Divide Column 2, Row 3 by Column 2, Row 4, and place the percentage in Column 3, Row 3.

 For boys' varsity, junior varsity, and frosh, respectively:
 Divide Column 2, Row 5 by Column 2, Row 8, and place the percentage in Column 3, Row 5.
 Divide Column 2, Row 6 by Column 2, Row 8, and place the percentage in Column 3, Row 6.
 Divide Column 2, Row 7 by Column 2, Row 8, and place the percentage in Column 3, Row 7.


Principal's Signature: John M. [Signature] Date: 4/15/09

2008-2009
ACTUAL EXPENDITURES - PROGRAM COMPARISON CHART 1
TO INCLUDE BOOSTER CLUB FUNDING

	equipment and supplies		travel		awards		coaches' salaries (to include supplemental and extended employment; dollar amount required)		facilities improvements		publications (if sport-specific)	
	Expenditures		Expenditures		Expenditures		Expenditures		Expenditures		Expenditures	
	School	Booster	School	Booster	School	Booster	School	# Coaches for all levels / # Teams for all levels	School	Booster	School	Booster
G basketball	1,200.00	7,549.00	2,418.00	0	0	558.00	12,600.00	3	1,880.00	0	224.00	0
B basketball	1,200.00	9,100.00	2,824.00	0	150.00	0	12,600.00	3	1,880.00	0	224.00	0
G softball	700.00	950.00	1,933.00	0	0	0	4,100.00	2	0	0	0	0
B baseball	700.00	2,257.00	2,426.00	0	100.00	0	4,100.00	2	0	0	0	0
G cross country	350.00	420.00	41.00	0	50.00	0	1,200.00	1	0	0	0	0
B cross country	350.00	420.00	41.00	0	50.00	0	1,200.00	1	0	0	0	0
G golf	700.00	44.00	0	0	84.00	0	1,650.00	1	0	0	0	0
B golf	700.00	44.00	857.00	0	84.00	0	1,650.00	1	0	0	0	0
G soccer	1,000.00	3,518.00	1,804.00	0	0	578.00	5,550.00	2	0	0	0	0
B soccer	1,000.00	6,189.00	1,691.00	0	250.00	0	5,550.00	2	0	0	0	0
G swimming	350.00	540.00	369.00	0	0	0	1,150.00	1	0	0	0	0
B swimming	350.00	540.00	369.00	0	0	0	1,150.00	1	0	0	0	0

1. Total expenditures on T-35 and T-36 on the 2008-2009 year report due by April 15, 2009, should reflect the total monies spent (rounded off to nearest dollar) for the entire school year of 2007-2008 ending June 30, 2008.

2. Booster Club Funding/Contributions must be included in the above expenditures total. (Note: It is illegal for coaches to be paid by Booster Clubs - Reference KHSAA Bylaw 27)

Principal's Signature:  Date: 4/15/09

**2008-2009
ACTUAL EXPENDITURES - PROGRAM COMPARISON CHART 2
TO INCLUDE BOOSTER CLUB FUNDING**

	equipment and supplies		travel		awards		coaches' salaries (to include supplemental and extended employment; dollar amount required)		facilities improvements		publications (if sport-specific)	
	Expenditures		Expenditures		Expenditures		Expenditures		Expenditures		Expenditures	
	School	Booster	School	Booster	School	Booster	School	Booster	School	Booster	School	Booster
G track	350.00	81.00	237.00	0	55.00	0	2300.00	0	0	0	0	0
B track	350.00	81.00	237.00	0	55.00	0	2300.00	0	0	0	0	0
G tennis	350.00	44.00	90.00	0	65.00	0	1,650.00	0	0	0	0	0
B tennis	350.00	44.00	90.00	0	65.00	0	1,650.00	0	0	0	0	0
G volleyball	700.00	1,451.00	1,936.00	0	112.00	0	1,650.00	0	0	0	0	0
B wrestling	0	0	0	0	0	0	0	0	0	0	0	0
G (list sport)	0	0	0	0	0	0	0	0	0	0	0	0
B football	5,000.00	4,894.00	2,192.00	701.00	0	620.00	18,350.00	7	2	0	0	0
G (list sport)	0	0	0	0	0	0	0	0	0	0	0	0
B (list sport)	0	0	0	0	0	0	0	0	0	0	0	0

1. Total expenditures on T-35 and T-36 on the 2008-2009 year report due by April 15, 2009, should reflect the total monies spent (rounded off to nearest dollar) for the entire school year of 2007-2008 ending June 30, 2008.

2. Booster Club Funding/Contributions must be included in the above expenditures totals. Indicate percentage of total expenditures for each gender: (If disparities are obvious, list on your Corrective Action Plan (T-60) what action you will take to correct the problem).

Gender	Expenditures	Percentage
Boys	\$ 97,025.00	60%
Girls	\$ 64,581.00	40%
Total:	\$ 161,606.00	100%

INTO
179.33 \$
255.49 \$

\$ 106,000 Boys
Date: 4/15/09
32,444.40

Principal's Signature: *[Signature]*
Copyright 1999, Good Sports, Inc., Title IX and Gender Equity Specialists. All rights reserved.

2008-2009 KHSAA TITLE IX ATHLETICS AUDIT
Checklist - Overall Interscholastic Athletics Program

KHSAA
 Form T41
 Rev. 12/08


DIRECTIONS:

For the Areas of Compliance (Opportunities and Benefits) listed on the left hand side of the page, place a checkmark under the appropriate column identifying whether your school provided an advantage to the Girls' Program, or to the Boys' Program or to Neither Program. A review of T-35 and T-36 spending patterns might be helpful in completing this form.

Areas of Compliance:	ADVANTAGE TO:		
	GIRLS' PROGRAM	BOYS' PROGRAM	NEITHER PROGRAM
OPPORTUNITIES			
Accommodation of Interest and Abilities			✓
BENEFITS			
Equipment and Supplies			✓
Scheduling of Games and Practice Time			✓
Travel and Per Diem Allowances			✓
Coaching			✓
Locker Rooms, Practice and Competitive Facilities			✓
Medical and Training Facilities and Services			✓
Publicity			✓
Support Services			✓
Athletic Scholarships			✓
Tutoring			✓
Any meals provided for home			✓

If an advantage is shown, corrective action should be shown on T-60 (Corrective Action Plan).

Principal's Signature: _____



Date: _____

4/15/09



**KHSAA TITLE IX RE-VISIT
VERIFICATION OF FORMS
2008-2009 SCHOOL YEAR**

The Berea Community
High School Berea , Kentucky

certifies to the KHSAA that the following is an accurate and true representation of the facts surrounding compliance with 20 V.S.C. Sections 1681-1688, it. Seq. (also known as Title IX).

The following persons are to be identified:

School District Title IX Coordinator:

Name	Donna Lovell
Professional Title	Director of Pupil Personell
Phone Number	(859) 986-8446
Address	# 3 Pirate PKwy, Berea, Ky 40403

School Title IX Coordinator:

Name	Jimmy Dyehouse
Professional Title	Athletic Director
Phone Number	(859) 986-4911
Address	# 1 Pirate PKwy, Berea, Ky 40403

The following *signatures* verify the authenticity of the documents included:

	SIGNATURE	DATE
Principal	<i>[Signature]</i>	4/15/09
School Title IX Coordinator	<i>Jimmy Dyehouse</i>	4/15/09
Superintendent	<i>Sam Calkins</i>	4-15-09
District Title IX Coordinator	<i>Donna Lovell</i>	4-15-09
School Board Chairperson	<i>Deena Jones</i>	4/15/09



**KHSAA TITLE IX RE-VISIT
VERIFICATION OF FORMS
2008-2009 SCHOOL YEAR**

School Name: Berea Community High School

Gender Equity Review Committee Members:

MEMBER NAME	TITLE	SIGNATURE	DATE	(✓)*
Jimmy Dyehouse	A.D.	<i>J. Dyehouse</i>	4/15/09	✓
Donna Lovell	D.P.P.	<i>Donna Lovell</i>	4/15/09	✓
Ginger Cottrell	PARENT	<i>Ginger Cottrell</i>	4/16/09	✓
Casey Poynter	Boys Coach	<i>Casey Poynter</i>	4/15/09	✓
Jerry Bingham	Girls Coach	<i>Jerry Bingham</i>	4/15/09	✓
Ryan Smith	MALE Athlete	<i>Ryan Smith</i>	4/15/09	✓
Elizabeth Horn	Female Athlete	<i>Elizabeth Horn</i>	4/16/09	✓

- Please check (✓) if Committee member has reviewed this final submission.

**2008-2009
TITLE IX
CORRECTIVE ACTION PLAN**

SCHOOL NAME

Berea Community High School

DIRECTIONS:

1. For Column 1, indicate the intended area (Opportunities or Benefits) which needs corrective action in order to achieve gender equity. For Column 2, write the suggested change or activities that will correct the area in need of alteration. For Column 3, include the estimated completion date for the changes or activities.
2. It is possible to attain compliance with Title IX and no longer need "corrective" action. However, the KHSAA strongly encourages compliant schools to identify items for improvement (Column 1), activities to accomplish the improvement (Column 2) and a timetable for completion (Column 3) that will strengthen the athletic program.
3. You may copy this form as needed. Please attach corrective action plans along with audit forms and submit by April 15, 2009.

COLUMN 1 ITEM FOR CORRECTION/IMPROVEMENT	COLUMN 2 SUGGESTED CHANGE/ ACTIVITIES	COLUMN 3 SCHOOL YEAR, COMPLETION DATE OF CORRECTION FOR PROJECT
Give Equal Time in our new gym to All Athletic Teams.	Develop & implement our new practice Gym Schedule	New Gym was turned over to us in February, so we will have full use next season.
Correct differences in Spending on Awards & Banquets	Gender Equity Committee will develop A new Awards Policy For All Sports.	Fall of 2009, Committee will meet and Re-Evaluate Awards Policy.
Disparity Between Expenditures on Boys & Girls	Monitor Booster Club Activity and Encourage Girls Teams to Fundraise.	By The End of The 09-2010 School year should see A difference on Title IX Report

Principal's Signature: [Signature] Date: 4/15/09



2008-2009 INTERSCHOLASTIC ATHLETICS SURVEY
Summary of Student Responses

KHSAA
Form T-63
Rev. 12/08

School Name: _____

Berea did Survey in 07-08

Enrollment (9-12 Grade): _____ (SHOULD AGREE WITH FORM T-1, COLUMN 1, ROW 3)

Number of 9-11 Grade Students Surveyed: _____

Number of 8th Grade Students Surveyed: _____

Date: _____

Completed By: _____

Instructions:

1. Summarize the Student Athletics Interest Surveys Form T-61 by listing the total number of responses on the line next to each sport.
2. Under the Other Category please provide a listing of the sports as well as the number of students who are interested in participating.
3. Please sign and date this Summary Form (T-63) and mail this Summary Form only to the KHSAA by April 15, 2008. Do not mail the student surveys (Form T-61). However, these Forms should be maintained in your files in the event they are requested subsequently.

_____ Number of Surveys
 _____ Total Returned (*A minimum of 80% return is expected*)
 _____ Grades Surveyed (*Should be grades 9-11 and 8th grade if school has a feeder system*)

How Was The Survey Administered? _____
(e.g. was it given in all English classes, or all home rooms, or advisee/advisor?)

KHSAA Sanctioned Fall Sports (*List Total Number of Participation Responses*)

- _____ Cross Country (Girls)
- _____ Cross Country (Boys)
- _____ Football (Boys)
- _____ Golf (Girls)
- _____ Golf (Boys)
- _____ Soccer (Girls)
- _____ Soccer (Boys)
- _____ Volleyball (Girls)

BEREA
COMMUNITY
HIGH SCHOOL

TITLE IX REPORT
2008-2009

