

**KHSAA TITLE IX
ANNUAL REPORT SUBMISSION
STATUS REPORT
2008-2009**

KHSAA
Form T65
Revised 4/09

TO: KHSAA Member School Superintendents, Principals, and Athletic Directors

FROM: Brigid L. DeVries, Commissioner
Darren Bilberry, Assistant Commissioner

DATE: 4-22-2009

School	Calvary Christian High School	Reviewed by	Reba Woodall
--------	-------------------------------	-------------	--------------

The following is a status report regarding the required 2008 - 2009 Title IX Annual Report submission of forms due into the KHSAA office by April 15, 2009. Appropriate KHSAA Audit Team personnel have reviewed these forms and the following is a summary of this review.

I. Checklist of Forms properly submitted in a satisfactory manner:

x	GE 19 (Annual Verification)	x	T-35 (Budget Expenses)
x	T-1 (Summary Program Chart 1)	x	T-36 (Budget Expenses)
x	T-2 (Summary Program Chart 2)	x	T-41 (Checklist – Overall Interscholastic Program)
x	T-3 (Summary Program Chart 3)	x	T-60 (Corrective Action Plan)
x	T-4 (Summary Program Chart 4)	na	T-63 (Interscholastic Survey Results)

II. Status

A.	X	2008 – 2009 Forms are satisfactory and no further information or action is necessary at this time.
B.		Errors have been noted with respect to the following forms:
C.		The following forms were omitted and must be submitted by school representatives:
D.	X	According to the 2008-2009 data, the school appears to be meeting the standards established in: <input checked="" type="checkbox"/> Test 1 (Athletic participation is proportionate to enrollment) <input checked="" type="checkbox"/> Test 2 (History and continuing practice of program expansion) <input checked="" type="checkbox"/> Test 3 (Full and effective accommodation of interests and abilities)
E.	X	Other Recommendation and Comments: 1. Thank you for a good report.



KENTUCKY HIGH SCHOOL ATHLETIC ASSOCIATION
2008-2009 ANNUAL VERIFICATION OF TITLE IX PROCEDURES
 (To be submitted by April 15, 2009 along with other required forms)

KHSAA Form GE19
 F-Forms/GE19
 Rev.12/08

APR 14 2009

The Calvary Christian High School, Covington, Kentucky
 (Name of High School) (City)

certifies to the Kentucky High School Athletic Association that the following is an accurate and true representation of the facts surrounding compliance with 20 U.S.C. Sections 1681-1688, et. Seq. (also known as Title IX)

I certify the following provisions in accordance with records at the school contained in the permanent Title IX file, at least one copy of which must be maintained in the Principal's office, and to the best of my knowledge have completed the following tasks.

Established a gender equity committee at the high school. (List committee personnel and provide attachment if necessary)

Name	Address	Phone	Title
(Supt., Principal, Student, Parent, Coach, Etc.)			
Jody Hilsher	6401 Lake Arbor Dr	859 409 0804	Athletic Director
Jeff Bowers	501 Grand Ave	859 640 8618	Girls Soccer coach / Parent
Jennifer Yeager	5955 Taylor mill Rd	812 592 5270	Physical Education Teacher
Jerry Sewell	5955 Taylor mill Rd	859 350 7776	Principal
Cindy Moran	15253 Carl's Court	859 363 9223	Parent / school board member / coach
Kenda Anderson	5716 Heathwood Court	859 363 - 1263	Student
Chase Vandermeer	5688 Heathwood Court	859 356 - 2832	Student

Scheduled a minimum of three meetings during the 2008-2009 school year on the following dates:

August 18, 2008
April 9, 2009
June 1, 2009

Designated the following person(s) as the Title IX coordinator for the school:

Name	Title	Address	Phone
Jody Hilsher	Athletic Director	5955 Taylor mill Road Covington, KY 41015	859 356 9201

Designated the following person(s) as the Title IX coordinator for the district:

Name	Title	Address	Phone
Jody Hilsher	Athletic Director	5955 Taylor mill Road Covington, KY 41015	859 356 9201

School personnel are continuing to make periodic reviews of the boys' and girls' athletics program reflected in the Corrective Action Plan.

In addition to the above information, the above referenced school maintains a complete permanent file relative to Title IX records including copies of the self-assessment audit, all corrective action plans, and other related materials.

Principal's Signature [Signature] Date 4/13/09 2009

Superintendent Signature [Signature] School Board Chairpersons' Signature [Signature]
 (Send original copy to KHSAA - Maintain duplicate in Title IX school folder)

2008-2009
ACCOMMODATION OF INTERESTS AND ABILITIES
SUMMARY PROGRAM CHART 1

KHSAA
 Form T1
 Rev. 12/08

Participation Opportunities Test One

		(Column 1)	(Column 2)	(Column 3)	(Column 4)
	Program	Enrollment	Percentage of Total Enrollment	Number of Interscholastic Participants (double and triple count)	Percentage of Total Participation
Row 1	GIRLS	65	52%	97	49%
Row 2	BOYS	60	48%	101	51%
Row 3	Totals	125	100%	198	100%

Instructions:

*Number of 8th grade students & below used in Column 3 and Column 4 calculations : 52

- Determine the total number of girls enrolled, (place in Row 1, Column 1). Determine the total number of boys enrolled, (place in Row 2, Column 1).
- Add the total number of girls and boys enrolled to determine total enrollment, (place in Row 3, Column 1).
- Calculate the percentage of total enrollment that is female. (Divide Row 1, Column 1 by Row 3, Column 1 and place in Row 1, Column 2.) Calculate the percentage of total enrollment that is male. (Divide Row 2, Column 1 by Row 3, Column 1 and place in Row 2, Column 2.) Note: Row 1, Column 2 plus Row 2, Column 2 should total 100%.
- Ask coaches to confirm the names of those individuals who are on the team as of the first **date of regular season competition**, and cross out the names of those who were cut from the team or quit the team prior to the first regular season competitive event. Determine the total number of interscholastic athletics participants that are girls, (and place in Row 1, Column 3). In order to determine the total number of athletics participants, an individual should be counted each time he or she participates on a team. For example, if Jane Doe competes on the varsity volleyball team, the junior varsity volleyball team, the junior varsity basketball team, and the varsity softball team, she should be counted as four participants (**do not include club or intramural sports participants, cheerleaders, dance teams, or pom squads**). Calculate the same way for boys and girls. * In addition, should 8th grade students and below play on a Freshman, Junior Varsity, or Varsity team, they should also be counted for each team and sport on which they participate. If applicable, please asterisk in the above notation as to how many 8th grade students & below are included in the totals.
 Using the same procedure, determine the total number of interscholastic athletic participants that are boys, (and place in Row 2, Column 3). Add Row 1, Column 3 plus Row 2, Column 3 to get total participants and place in Row 3, Column 3.
- Calculate the percentage of female participation. (Row 1, Column 3 divided by Row 3, Column 3 and place in Row 1, Column 4.) Calculate the percentage of male participation. (Row 2, Column 3 divided by Row 3, Column 3 and place in Row 2, Column 4.) Note: Row 1, Column 4 plus Row 2, Column 4 should total 100%.

Note: While being within three percent is not a formal compliance standard; if the percent listed in Row 1, Column 4 is within 3% of Row 1, Column 2, then it provides a good target within which compliance is likely.

Principal's Signature: _____

Date: 4/13/09

Copyright 1999, Good Sports, Inc., Title IX and Gender Equity Specialists. All rights reserved.

2008-2009
ACCOMMODATION OF INTERESTS AND ABILITIES
SUMMARY PROGRAM CHART T-2


KHSAA
 Form T2
 Rev. 12/08

Participation Opportunities Test Two

		Column 1	Column 2	Column 3	Column 4	Column 5
Program		Number of Teams Currently Offered	Number of Participants	Number of Teams Added Since the beginning of the 2004-2005 School Year	Number of participants for the 2008-09 school year who are playing on teams added since the 2004-05 school year	Percent of Total Participation By Sex Added Since the beginning of the 2004-2005 School Year
GIRLS	Row 1	varsity:	7	69	3	39
	Row 2	j.v.:	2	28	0	0
	Row 3	frosh:	0	0	0	0
	Row 4	total:	9	97	3	39
BOYS	Row 5	varsity:	8	70	2	12
	Row 6	j.v.:	1	10	0	0
	Row 7	frosh:	1	15	1	15
	Row 8	total:	10	101	3	27

- 1) For Column 1, list the number of interscholastic teams offered for girls and boys at each competitive level (varsity, junior varsity, and freshman). For girls, total each of the entries in Rows 1, 2, and 3 into Row 4. For boys, total Rows 5, 6, and 7 into Row 8.
- 2) For Column 2, list the number of participants at each level. For girls, total each of the entries in Rows 1, 2, and 3 into Row 4. For boys, total Rows 5, 6, and 7 into Row 8. **Note:** The totals in Row 4 for girls and in Row 8 for boys must be the same as the totals in Form T-1, Column 3, Rows 1 and 2 respectively.
- 3) For Column 3, list the number of interscholastic teams that have been added in the last five years at each competitive level. Count each team added during the 5 year period only one time. e.g. Girl's junior varsity soccer was added 3 years ago, count the team only once, not 3 times. For girls, total the entries in Rows 1, 2, and 3 into Row 4. For boys, total Rows 5, 6, and 7 into Row 8.
- 4) For Column 4, list the number of participants that are **currently** on each level of the teams that were added in the last five years. If a team was added previously but no longer exists, there are no current participants to be added for that team. For girls, total the entries in Rows 1, 2, and 3 into Row 4. For boys, total Rows 5, 6, and 7 into Row 8.
- 5) For Column 5, calculate the percentage of participants that have been added in the last five years. For girls, take the number in Column 4, Row 4 and divide by the number in Column 2, Row 4. For boys, take the number in Column 4, Row 8 and divide it by the number in Column 2, Row 8.

Note: If the percentage of current participants added in the last five years is 25% or greater, compliance with Test Two may be possible. If less than 25%, then compliance with Test Three should be analyzed. **CAUTION:** 25% is not a formal compliance standard.

Principal's Signature:  Date: 4/13/09

2008-2009
ACCOMMODATION OF INTERESTS AND ABILITIES
SUMMARY PROGRAM CHART T-3

KHSAA
 Form T3
 Rev. 12/08

Participation Opportunities Test Three

FOR ANY QUESTION ANSWERED "YES" IDENTIFY THE RESPECTIVE SPORT(S).

	GIRLS (Yes / No)		BOYS (Yes / No)
1. For a sport <u>not</u> currently offered in your interscholastic athletics program, is there sufficient interest to form a viable interscholastic team based on participation on an <u>intramural team</u> .	No		No
2 For a sport <u>not</u> currently offered, is there sufficient interest, based on the responses to your most recent Student Interest Survey, to form a viable <u>interscholastic team</u> for a sport not currently offered. If yes, what sport?	No		No
3. For a sport currently offered at the junior varsity or freshman level is there sufficient interest, based on your most recent Student Interest Survey, to form a <u>varsity team</u> not currently offered?	No		No
4. For a sport currently offered at the varsity level only, is there sufficient interest, based on your most recent Student Interest Survey, to form a viable team for a <u>junior varsity or freshman team</u> that is not currently offered?	No		No
5. If you answered YES to question (1), (2), (3), or (4), are there enough high schools in the geographic area offering the sport (at the appropriate level) to allow for the development of a reasonable schedule of competition?	No		No

Plans to Address Interest:

There was sufficient interest this past year for the areas of track n field and swimming. The student survey helped surface these interests and availability of students. With school board approval these areas were created as a new opportunity and did very well.

Principal's Signature : *[Signature]* Date: 4/13/09



2008-2009
ACCOMMODATION OF INTERESTS AND ABILITIES
SUMMARY PROGRAM CHART T-4

KHSAA
 Form T4
 F:Forms/T4
 Rev.12/08

Levels of Competition Test One

		Column 1	Column 2	Column 3
Girls	Team Levels	Number of Teams Currently Offered	Number of Participants	Percentage of Participants at Each Level
Row 1	varsity:	7	69	71%
Row 2	j.v.:	2	28	29%
Row 3	frosh:	0	0	0%
Row 4	total:		97	100%
Boys				
Row 5	varsity:	8	70	69%
Row 6	j.v.:	1	16	16%
Row 7	frosh:	1	15	15%
Row 8	total:		101	100%

- 1) Column 1, list the number of interscholastic teams offered for girls and boys at each competitive level; varsity, junior varsity, and freshman. (Refer to Form T-2, Accommodation of Interests and Abilities, Summary Program Chart 2, Column 1.)
- 2) For Column 2, list the number of participants at each level. For girls, total the entries in Rows 1, 2, and 3 into Row 4. For boys, total the entries in Rows 5, 6, and 7 into Row 8. (Refer to Form T-2, Accommodation of Interests and Abilities, Summary Program Chart 2, Column 2.)
- 3) For Column 3, calculate the percentage of female and male participants at each level.
 For girls' varsity, junior varsity, and frosh, respectively:
 Divide Column 2, Row 1 by Column 2, Row 4, and place the percentage in Column 3, Row 1
 Divide Column 2, Row 2 by Column 2, Row 4, and place the percentage in Column 3, Row 2.
 Divide Column 2, Row 3 by Column 2, Row 4, and place the percentage in Column 3, Row 3.

 For boys' varsity, junior varsity, and frosh, respectively:
 Divide Column 2, Row 5 by Column 2, Row 8, and place the percentage in Column 3, Row 5.
 Divide Column 2, Row 6 by Column 2, Row 8, and place the percentage in Column 3, Row 6.
 Divide Column 2, Row 7 by Column 2, Row 8, and place the percentage in Column 3, Row 7.

Principal's Signature: _____ Date: 4/13/09


**2008-2009
ACTUAL EXPENDITURES - PROGRAM COMPARISON CHART 1
TO INCLUDE BOOSTER CLUB FUNDING**

	equipment and supplies		travel		awards		coaches' salaries (to include supplemental and extended employment; dollar amount required)			facilities improvements		publications (if sport-specific)	
	Expenditures		Expenditures		Expenditures		Expenditures			Expenditures		Expenditures	
	School	Booster	School	Booster	School	Booster	School	Booster	# Coaches for all levels / # Teams for all levels	School	Booster	School	Booster
G basketball	4027	0	180	0	240	0	2,900	0	3 2	1,198	0	100	0
B basketball	1427	0	230	0	240	0	2,900	0	3 2	1,198	0	100	0
G softball	444	0	170	0	200	0	1,800	0	2 1	5,675	0	0	0
B baseball	583	0	0	0	200	0	2,600	0	3 2	715	0	0	0
G cross country	223	0	0	0	50	0	500	0	1 1	0	0	0	0
B cross country	223	0	0	0	50	0	500	0	1 1	0	0	0	0
G golf	0	0	0	0	0	0	0	0	0 0	0	0	0	0
B golf	203	0	0	0	50	0	500	0	1 1	0	0	0	0
G soccer	1728	0	250	0	280	0	3,800	0	4 3	2067	0	100	0
B soccer	4361	0	260	0	280	0	3,800	0	4 3	2067	0	100	0
G swimming	0	0	0	0	0	0	0	0	0 0	0	0	0	0
B swimming	0	0	0	0	0	0	0	0	0 0	0	0	0	0

* Galaxy does not have a booster program ** Athletics pays the school \$10 per athlete for travel for teams using buses.

1. Total expenditures on T-35 and T-36 on the 2008-2009 year report due by April 15, 2009, should reflect the total monies spent (rounded off to nearest dollar) for the entire school year of 2007-2008 ending June 30, 2008.

2. Booster Club Funding/Contributions must be included in the above expenditures total. (Note: It is illegal for coaches to be paid by Booster Clubs - Reference KHSAA Bylaw 2X)



Principal's Signature: _____ **Date:** 4/12/09

**2008-2009
ACTUAL EXPENDITURES - PROGRAM COMPARISON CHART 2
TO INCLUDE BOOSTER CLUB FUNDING**


	equipment and supplies		travel		awards		coaches' salaries (to include supplemental and extended employment; dollar amount required)		facilities improvements		publications (if sport-specific)	
	Expenditures		Expenditures		Expenditures		Expenditures		Expenditures		Expenditures	
	School	Booster	School	Booster	School	Booster	School	Booster	School	Booster	School	Booster
G track	0	0	0	0	0	0	0	0	0	0	0	0
B track	0	0	0	0	0	0	0	0	0	0	0	0
G tennis	1647	0	0	0	100	0	500	1	0	0	0	0
B tennis	1557	0	0	0	100	0	500	1	0	0	0	0
G volleyball	2887	0	200	0	250	0	2,900	3	0	0	100	0
B wrestling	0	0	0	0	0	0	0	0	0	0	0	0
G (list sport)	0	0	0	0	0	0	0	0	0	0	0	0
B football	0	0	0	0	0	0	0	0	0	0	0	0
G (list sport)	0	0	0	0	0	0	0	0	0	0	0	0
B (list sport)	0	0	0	0	0	0	0	0	0	0	0	0

1. Total expenditures on T-35 and T-36 on the 2008-2009 year report due by April 15, 2009, should reflect the total monies spent (rounded off to nearest dollar) for the entire school year of 2007-2008 ending June 30, 2008.

2. Booster Club Funding/Contributions must be included in the above expenditures totals. Indicate percentage of total expenditures for each gender: (if disparities are obvious, list on your Corrective Action Plan (T-60) what action you will take to correct the problem).

Gender	Expenditures	Percentage
Boys	\$ 24,744	42%
Girls	\$ 33,916	58%
Total:	\$ 58,660	100%

109
109



Principal's Signature: _____ Date: 4/13/09

2008-2009 KHSAA TITLE IX ATHLETICS AUDIT

KHSAA
Form T41
Rev. 12/08

Checklist - Overall Interscholastic Athletics Program


DIRECTIONS:

For the Areas of Compliance (Opportunities and Benefits) listed on the left hand side of the page, place a checkmark under the appropriate column identifying whether your school provided an advantage to the Girls' Program, or to the Boys' Program or to Neither Program. A review of T-35 and T-36 spending patterns might be helpful in completing this form.

Areas of Compliance:	ADVANTAGE TO:		
	GIRLS' PROGRAM	BOYS' PROGRAM	NEITHER PROGRAM
OPPORTUNITIES			
Accommodation of Interest and Abilities			✓
BENEFITS			
Equipment and Supplies <i>Due to softball scoreboard purchase</i>	✓		
Scheduling of Games and Practice Time			✓
Travel and Per Diem Allowances			✓
Coaching			✓
Locker Rooms, Practice and Competitive Facilities			✓
Medical and Training Facilities and Services			✓
Publicity			✓
Support Services			✓
Athletic Scholarships			✓
Tutoring			✓
Any meals provided for home			✓

If an advantage is shown, corrective action should be shown on T-60 (Corrective Action Plan).

Principal's Signature: _____



Date: _____

4/13/09

SCHOOL NAME

Calvary Christian School

2008-2009
TITLE IX

CORRECTIVE ACTION PLAN

DIRECTIONS:

- For Column 1, indicate the intended area (Opportunities or Benefits) which needs corrective action in order to achieve gender equity. For Column 2, write the suggested change or activities that will correct the area in need of alteration. For Column 3, include the estimated completion date for the changes or activities.
- It is possible to attain compliance with Title IX and no longer need "corrective" action. However, the KHSAA strongly encourages compliant schools to identify items for improvement (Column 1), activities to accomplish the improvement (Column 2) and a timetable for completion (Column 3) that will strengthen the athletic program.
- You may copy this form as needed. Please attach corrective action plans along with audit forms and submit by April 15, 2009.

COLUMN 1	COLUMN 2	COLUMN 3
ITEM FOR CORRECTION/ IMPROVEMENT	SUGGESTED CHANGE/ ACTIVITIES	TIME TABLE FOR CORRECTIVE ACTION/ AND OR COMPLETION DATE
The girl's softball scoreboard was older than the boys baseball scoreboard. It is currently not working and needs to be replaced	This was installed prior to the 07-08 softball season	This action has been completed for the girls softball team
The girl's softball team currently plays slow pitch softball. Survey the girls on the team along with the future status of slow pitch softball vs. fast pitch	Following the survey and pattern of No. KY schools, we have switched to fast-pitch for the 2008-09 season	The girls are currently playing a fast-pitch schedule
The girls tennis team was in need of warm ups as they continue to develop their program	The new warm ups have been purchased for returning girls and new girls to the program	Each of the girls tennis members have a warm up
Install a sprinkling system to the lower sports complex. This will benefit the girls and boys soccer program and the girls softball and boys baseball program	Once the baseball and softball season have been completed, begin the installation of the new sprinkling system	June 2009 to be ready for fall sports 2009
There was sufficient interest from last year's survey to start a swimming program at CCS	Find a coach and offer swimming as a new opportunity for girls and boys at Calvary	2008-2009 school year
There was sufficient interest from last year's survey to start a track program at CCS	Find a coach and offer track and field as a new opportunity for girls and boys at Calvary	2008-2009 school year
Although cheering is not included in our Title IX documents, the goal is to provide more opportunity for girls to cheer and promote school spirit	Have tryouts in the spring in preparation for the summer and goal of having a JV and Varsity squad	2009-2010 school year

Principal's Signature: _____

Date: 4/12/09



**KHSAA TITLE IX RE-VISIT
VERIFICATION OF FORMS
2008-2009 SCHOOL YEAR**

The Calvary Christian
High School Cornington
City, Kentucky

certifies to the KHSAA that the following is an accurate and true representation of the facts surrounding compliance with 20 V.S.C. Sections 1681-1688, it. Seq. (also known as Title IX).

The following persons are to be identified:

School District Title IX Coordinator:

Name	Jody Hilsher
Professional Title	Athletic Director
Phone Number	(859) 356 9201
Address	5955 Taylor mill Road Cornington, KY 41015

School Title IX Coordinator:

Name	Jody Hilsher
Professional Title	Athletic Director
Phone Number	(859) 356 9201
Address	5955 Taylor mill Road Cornington KY 41015

The following signatures verify the authenticity of the documents included:

	SIGNATURE	DATE
Principal		4/13/09
School Title IX Coordinator	Jody Hilsher	4/13/09
Superintendent	Ronald C. Jones	4-13-09
District Title IX Coordinator	Jody Hilsher	4-13-09
School Board Chairperson	Cindy Moran	4-13-09



**KHSAA TITLE IX RE-VISIT
VERIFICATION OF FORMS
2008-2009 SCHOOL YEAR**

School Name: Calvary Christian School

Gender Equity Review Committee Members:

MEMBER NAME	TITLE	SIGNATURE	DATE	(✓)*
Jody Hilscher	A.D.	Jody Hilscher	4/13/09	✓
Jeff Bowers	Girls soccer coach Parent	Jeff Bowers	4/13/09	✓
Jennifer Yeager	Physical Education	Jennifer Yeager	4/13/09	✓
Jerry Sewell	Principal	Jerry Sewell	4/13/09	✓
Cindy Moran	school board member Parent / Asst Softball coach	Cindy Moran	4-13-09	✓
Kenda Anderson	student	Kenda Anderson	4/13/09	✓
Chae Vandermeer	student	Chae Vandermeer	4/13/09	✓

- Please check (✓) if Committee member has reviewed this final submission.



2008-2009 INTERSCHOLASTIC ATHLETICS SURVEY Summary of Student Responses

KHSAA Form T63 Rev.12/08

School Name: Calvary Christian School

Enrollment (9-12 Grade): (SHOULD AGREE WITH FORM T-1, COLUMN 1, ROW 3)

Number of 9-11 Grade Students Surveyed:

Number of 8th Grade Students Surveyed:

Date: 4/1/09

Completed By: Judy Wilshie - survey was conducted 2007-2008 no survey submitted on the off year

Instructions:

- 1. Summarize the Student Athletics Interest Surveys Form T-61 by listing the total number of responses on the line next to each sport.
2. Under the Other Category please provide a listing of the sports as well as the number of students who are interested in participating.
3. Please sign and date this Summary Form (T-63) and mail this Summary Form only to the KHSAA by April 15, 2008. Do not mail the student surveys (Form T-61). However, these Forms should be maintained in your files in the event they are requested subsequently.

Number of Surveys
Total Returned (A minimum of 80% return is expected)
Grades Surveyed (Should be grades 9-11 and 8th grade if school has a feeder system)

How Was The Survey Administered? (e.g. was it given in all English classes, or all home rooms, or advisee/advisor?)

KHSAA Sanctioned Fall Sports (List Total Number of Participation Responses)

- Cross Country (Girls)
Cross Country (Boys)
Football (Boys)
Golf (Girls)
Golf (Boys)
Soccer (Girls)
Soccer (Boys)
Volleyball (Girls)