

**KHSAA TITLE IX
ANNUAL REPORT SUBMISSION
STATUS REPORT
2008-2009**

KHSAA
Form T65
Revised 4/09

TO: KHSAA Member School Superintendents, Principals, and Athletic Directors

FROM: Brigid L. DeVries, Commissioner
Darren Bilberry, Assistant Commissioner

DATE: May 8, 2009

School	Casey County High School	Reviewed by	Gordon D. Bocock
--------	--------------------------	-------------	------------------

The following is a status report regarding the required 2008 - 2009 Title IX Annual Report submission of forms due into the KHSAA office by April 15, 2009. Appropriate KHSAA Audit Team personnel have reviewed these forms and the following is a summary of this review.

I. Checklist of Forms properly submitted in a satisfactory manner:

x	GE 19 (Annual Verification)	x	T-35 (Budget Expenses)
x	T-1 (Summary Program Chart 1)	x	T-36 (Budget Expenses)
x	T-2 (Summary Program Chart 2)	x	T-41 (Checklist – Overall Interscholastic Program)
x	T-3 (Summary Program Chart 3)	x	T-60 (Corrective Action Plan)
x	T-4 (Summary Program Chart 4)		T-63 (Interscholastic Survey Results)

II. Status

A.	x	2008 – 2009 Forms are satisfactory and no further information or action is necessary at this time.
B.		Errors have been noted with respect to the following forms:
C.		The following forms were omitted and must be submitted by school representatives:
D.		<p>According to the 2008-2009 data, the school appears to be meeting the standards established in:</p> <p><input type="checkbox"/> Test 1 (Athletic participation is proportionate to enrollment)</p> <p><input type="checkbox"/> Test 2 (History and continuing practice of program expansion)</p> <p><input checked="" type="checkbox"/> Test 3 (Full and effective accommodation of interests and abilities)</p>
E.		<p>Other Recommendation and Comments: Excellent Annual Report Your follow up on the Student Interest Surveys and checking to see if that interest is real and genuine is first class and I will use it to show others how to do!!!!!!!</p> <p>Very Good Corrective Action Plan . . . shows where you are, were you have been and where you are going! Keep up the good work!</p>



**KENTUCKY HIGH SCHOOL ATHLETIC ASSOCIATION
2008-2009 ANNUAL VERIFICATION OF TITLE IX PROCEDURES**

*KHSAA Form GE19
F:Forms/GE19
Rev.12/08*

(To be submitted by April 15, 2009 along with other required forms)

APR - 9 2009

The Casey County High School, Liberty, Kentucky
(Name of High School) (City)

certifies to the Kentucky High School Athletic Association that the following is an accurate and true representation of the facts surrounding compliance with 20 U.S.C. Sections 1681-1688, et. Seq. (also known as Title IX)

I certify the following provisions in accordance with records at the school contained in the permanent Title IX file, at least one copy of which must be maintained in the Principal's office, and to the best of my knowledge have completed the following tasks.

Established a gender equity committee at the high school. **(List committee personnel and provide attachment if necessary)**

Name	Address	Phone	Title
			(Supt., Principal, Student, Parent, Coach, Etc.)

See attachment

Scheduled a minimum of three meetings during the 2008-2009 school year on the following dates:

November 24, 2008
February 4, 2009
April 9, 2009

Designated the following person(s) as the Title IX coordinator for the school:

Name	Title	Address	Phone
Victor Black	Athletic Director	Casey County High School 1841 E. KY 70 Liberty, KY 42539	(606) 787-7877

Designated the following person(s) as the Title IX coordinator for the district:

Name	Title	Address	Phone
Kevin Stephens	DDP	Casey County Board of Education 1922 N. Hwy 127 Liberty, KY 42539	(606) 787-6941

School personnel are continuing to make periodic reviews of the boys' and girls' athletics program reflected in the Corrective Action Plan.

In addition to the above information, the above referenced school maintains a complete permanent file relative to Title IX records including copies of the self-assessment audit, all corrective action plans, and other related materials.



KENTUCKY HIGH SCHOOL ATHLETIC ASSOCIATION
2008-2009 ANNUAL VERIFICATION OF TITLE IX PROCEDURES
(To be submitted by April 15, 2009 along with other required forms)

KHSAA Form GE19
F: Forms/GE19
Rev. 12/08

B. O. 2
Principal's Signature

4-7 20 09
Date

Linda W. Hatten
Superintendent Signature

[Signature]
School Board Chairpersons' Signature

(Send *original* copy to KHSAA - Maintain duplicate in Title IX school folder)

2008-2009

Casey County High School

Gender Equity Committee

Member List

<u>Name</u>	<u>Address</u>	<u>Phone</u>	<u>Title</u>
Victor Black	CCHS 1841 E. KY 70 Liberty, KY 42539	(606) 787-7877	A.D.
Shawn Pierce	CCHS 1841 E. KY 70 Liberty, KY 42539	(606)787-6151	Asst. Principal
Audrey Rousey	CCHS 1841 E. KY 70 Liberty, KY 42539	(606)787-6151	Coach
Andy Stephens	CCHS 1841 E. KY 70 Liberty, KY 42539	(606)787-6151	Coach
Veronica Sengkhayong	CCHS 1841 E. KY 70 Liberty, KY 42539	(606)787-6151	Parent
Sally Pittman	8746 Dry Creek Road Liberty, KY 42539	(606) 787-2390	Parent
Carla Atwood	P.O. Box 1331 Liberty, KY 42539	(606) 706-8624	Parent
Jessie Propes	174 Casey Drive Liberty, KY 42539	(606) 706-2440	Student
Kayla Buis	P.O. Box 1545 Liberty, KY 42539	(270) 866-0733	Student
Jenna Rousey	438 Hilltop Drive Liberty, KY 42539	(606) 787-5106	Student
Taylor Rousey	438 Hilltop Drive Liberty, KY 42539	(606) 787-5106	Student
Megan Pittman	8746 Dry Creek Road Liberty, KY 42539	(606) 787-2390	Student



2008-2009
ACCOMMODATION OF INTERESTS AND ABILITIES
SUMMARY PROGRAM CHART T-1

KHSAA
Form T1
F:Forms/T1
Rev. 10/08

Participation Opportunities Test One

		(Column 1)	(Column 2)	(Column 3)	(Column 4)
	Program	Enrollment	Percentage of Total Enrollment	Number of Interscholastic Participants (double and triple count)	Percentage of Total Participation
Row 1	GIRLS	349	48.2%	158	40%
Row 2	BOYS	375	51.8%	239 *	60%
Row 3	Totals	724	100%	397 <i>W</i>	100%

Instructions:

*Number of 8th grade students & below used in Column 3 and Column 4 calculations: 74

- Determine the total number of girls enrolled, (place in Row 1, Column 1). Determine the total number of boys enrolled, (place in Row 2, Column 1).
- Add the total number of girls and boys enrolled to determine total enrollment, (place in Row 3, Column 1).
- Calculate the percentage of total enrollment that is female. (Divide Row 1, Column 1 by Row 3, Column 1 and place in Row 1, Column 2.) Calculate the percentage of total enrollment that is male. (Divide Row 2, Column 1 by Row 3, Column 1 and place in Row 2, Column 2.) Note: Row 1, Column 2 plus Row 2, Column 2 should total 100%.
- Ask coaches to confirm the names of those individuals who are on the team as of the first **date of regular season competition**, and cross out the names of those who were cut from the team or quit the team prior to the first regular season competitive event. Determine the total number of interscholastic athletics participants that are girls, (and place in Row 1, Column 3). In order to determine the total number of athletics participants, an individual should be counted each time he or she participates on a team. For example, if Jane Doe competes on the varsity volleyball team, the junior varsity volleyball team, the junior varsity basketball team, and the varsity softball team, she should be counted as four participants (**do not include club or intramural sports participants, cheerleaders, dance teams, or pom squads**). Calculate the same way for boys and girls. * In addition, should 8th grade students and below play on a Freshman, Junior Varsity, or Varsity team, they should also be counted for each team and sport on which they participate. If applicable, please asterisk in the above notation as to how many 8th grade students & below are included in the totals.
Using the same procedure, determine the total number of interscholastic athletic participants that are boys, (and place in Row 2, Column 3). Add Row 1, Column 3 plus Row 2, Column 3 to get total participants and place in Row 3, Column 3.
- Calculate the percentage of female participation. (Row 1, Column 3 divided by Row 3, Column 3 and place in Row 1, Column 4.) Calculate the percentage of male participation. (Row 2, Column 3 divided by Row 3, Column 3 and place in Row 2, Column 4.) Note: Row 1, Column 4 plus Row 2, Column 4 should total 100%.

Note: While being within three percent is not a formal compliance standard; if the percent listed in Row 1, Column 4 is within 3% of Row 1, Column 2, then it provides a good target within which compliance is likely.

Principal's Signature: *[Signature]* Date: 4-7-09

*** Casey County High School**

2008-2009 Title IX Report

Increased Boy Participation

Explanation

The 2008-2009 school year at Casey County High School brought in a larger than normal freshmen class. Thirty of those freshmen boys came out and made the football team. This doubled the total number of players we normally have, which has been around 22 each season. With the increase in numbers our football coach was able to add a freshmen and junior varsity football schedule. This is something we have not been able to do in quite some time. The procedure of double and triple counting lead to an increase in 76 participants in football in the varsity, freshmen and JV teams.

These increases lead to a much wider gap in the numbers between the participation of our girls and boys population in athletics. While good for football, it did skew our participation numbers and percentages.

I hope this explanation in increased boy participation helps to clarify our overall participation and numbers as compared to our past reports.

Victor Black

Athletic Director

Casey County High School

2008-2009
ACCOMMODATION OF INTERESTS AND ABILITIES
SUMMARY PROGRAM CHART T-2


KHSAA
Form T2
Rev. 12/08

Participation Opportunities Test Two

		Column 1	Column 2	Column 3	Column 4	Column 5	
Program		Number of Teams Currently Offered	Number of Participants	Number of Teams Added Since the beginning of the 2004-2005 School Year	Number of participants for the 2008-09 school year who are playing on teams added since the 2004-05 school year	Percent of Total Participation By Sex Added Since the beginning of the 2004-2005 School Year	
GIRLS	Row 1	varsity:	7	85	0		
	Row 2	j.v.:	5	57	2		
	Row 3	frosh:	2	16	0		
	Row 4	total:	14	158	2	23	15%
BOYS	Row 5	varsity:	7	127 *	0	0	
	Row 6	j.v.:	6	78 *	3	51	
	Row 7	frosh:	2	34 *	1	23	
	Row 8	total:	15	239	4	74	31%

- 1) For Column 1, list the number of interscholastic teams offered for girls and boys at each competitive level (varsity, junior varsity, and freshman). For girls, total each of the entries in Rows 1, 2, and 3 into Row 4. For boys, total Rows 5, 6, and 7 into Row 8.
- 2) For Column 2, list the number of participants at each level. For girls, total each of the entries in Rows 1, 2, and 3 into Row 4. For boys, total Rows 5, 6, and 7 into Row 8. **Note:** The totals in Row 4 for girls and in Row 8 for boys must be the same as the totals in Form T-1, Column 3, Rows 1 and 2 respectively.
- 3) For Column 3, list the number of interscholastic teams that have been added in the last five years at each competitive level. Count each team added during the 5 year period only one time. e.g. Girl's junior varsity soccer was added 3 years ago, count the team only once, not 3 times. For girls, total the entries in Rows 1, 2, and 3 into Row 4. For boys, total Rows 5, 6, and 7 into Row 8.
- 4) For Column 4, list the number of participants that are **currently** on each level of the teams that were added in the last five years. If a team was added previously but no longer exists, there are no current participants to be added for that team. For girls, total the entries in Rows 1, 2, and 3 into Row 4. For boys, total Rows 5, 6, and 7 into Row 8.
- 5) For Column 5, calculate the percentage of participants that have been added in the last five years. For girls, take the number in Column 4, Row 4 and divide by the number in Column 2, Row 4. For boys, take the number in Column 4, Row 8 and divide it by the number in Column 2, Row 8.

Note: If the percentage of current participants added in the last five years is 25% or greater, compliance with Test Two may be possible. If less than 25%, then compliance with Test Three should be analyzed. **CAUTION:** 25% is not a formal compliance standard.

Principal's Signature:  Date: 4-7-09

2008-2009
ACCOMMODATION OF INTERESTS AND ABILITIES
SUMMARY PROGRAM CHART T-3

KHSAA
 Form T3
 Rev. 12/08

Participation Opportunities Test Three

FOR ANY QUESTION ANSWERED "YES" IDENTIFY THE RESPECTIVE SPORT(S).


	GIRLS (Yes / No)		BOYS (Yes / No)
1. For a sport <u>not</u> currently offered in your interscholastic athletics program, is there sufficient interest to form a viable interscholastic team based on participation on an <u>intramural team</u> .	No		No
2 For a sport <u>not</u> currently offered, is there sufficient interest, based on the responses to your most recent Student Interest Survey, to form a viable <u>interscholastic team</u> for a sport not currently offered. If yes, what sport?	Yes (2007-2008 student survey) SOCCER		Yes (2007-2008 student survey) SOCCER
3. For a sport currently offered at the junior varsity or freshman level is there sufficient interest, based on your most recent Student Interest Survey, to form a <u>varsity team</u> not currently offered?	No		No
4. For a sport currently offered at the varsity level only, is there sufficient interest, based on your most recent Student Interest Survey, to form a viable team for a <u>junior varsity or freshman team</u> that is not currently offered?	No		No
5. If you answered YES to question (1), (2), (3), or (4), are there enough high schools in the geographic area offering the sport (at the appropriate level) to allow for the development of a reasonable schedule of competition?	Yes		Yes

Plans to Address Interest: In the 2007-2008 KHSAA student survey 74 girls and 41 expressed interest in the KHSAA sanctioned fall sport of soccer. The Gender Equity committee set up two dates to meet with students and parents to determine if there was truly an interest in beginning soccer at Casey County High School. A student only meeting was announced and held after school on February 17, 2009. Six students attended the meeting (4 girls and 2 boys). On April 6, 2009 a second meeting was conducted at 7:00 pm for students and parents. Only one student and parent attended. The meeting was announced on the local radio station, placed in the newspaper, announced on the PA at school, and flyers were posted at school. Based on the attendance of each meeting the Gender Equity Committee determined there was no true interest in developing soccer at CCHS. The committee determined it had followed the KHSAA's recommendation from the 2007-2008 Title IX report and explored true student interest in the sport. There was not enough interest at this time. However, the committee would explore it further if the students once again indicated they would like to see

Handwritten signature: [Signature]

last season's regional runners-up

y
e
e
e
e
es
of
in-
in-
ill
in
et-
m.
ur
am
the
We
step
this
over
sea-
008



FILE PHOTO

Kyle Jeffries, right, is shown here with his brother, Chad, during their regional tournament appearance last season. The doubles duo qualified for the state, and Kyle Jeffries returns to lead the boys' tennis team this year in what Coach Phil Williams hopes will be another strong season.

SPORTS BRIEFS

Organizational soccer meeting set for April 6

An organizational meeting will be held with students and parents on Monday, April 6 at 7 p.m. in the CCHS cafeteria concerning pursuing future interest in soccer as a varsity sport at Casey County High School.

Any current high school student and their parents who have an interest in soccer should attend.

For further information contact CCHS Athletic Director Victor Black at 787-7877.

Spring Slam Volleyball Tournament

The Casey County VolleyRebs will host a spring slam volleyball tournament on Saturday, April 11, beginning at 10 a.m. in the CCHS gym.

The tournament is co-ed pool play (either four men/two women or three and three), as well as a church/recreation division, and one for league and tournament experience.

T-shirts will be given to all participants, with medallions going to the winners in each division.

Cost is \$15 per player.

T-shirt sizes and inquiries can be made to CCHS VolleyReb Coach Rachel Taylor at 787-7575, 8 a.m. to 3 p.m., Monday through Friday, or email at rachel.taylor@casey.kyschools.us.

Youth basketball schedules

Training League
Saturday, March 21
At Liberty

Magic
10:00 — Pistons vs. Celtics
11:00 — Magic vs. Spurs



Black, Victor


From: Black, Victor
Sent: Monday, March 23, 2009 1:54 PM
To: _CHS Teachers; _CMS Teachers; _JPE Teachers; _LES Teachers; _WHE Teachers
Cc: Hatter, Linda; Lee, Barry; Sellers, Kaye; 'Jeffrey Bastin (TTAI)'
Subject: parent meeting on soccer
Attachments: image003.jpg

Administrators, teachers, and staff:

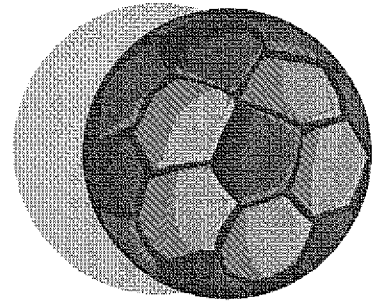
An organizational meeting will be held with students and parents on Monday, April 6th at 7:00 pm in CCHS cafeteria concerning pursuing future interest in soccer as a varsity sport at Casey County High School. Any current high school student and their parents have an interest in soccer should attend. For further information contact CCHS athletic director Victor Black at 787-7877.

Victor Black


Athletic Director
Casey County High School
1841 E. KY 70
Liberty, KY 42539
Office (606) 787-7877
Fax (606) 787-6408



Very Good Follow up!



Soccer Meeting




Students interested in starting soccer at CCHS should attend a meeting on Feb. 17th, 2009 at 3:00 pm in the school cafeteria. If you have questions contact the Athletic Director Mr. Black



Soccer Parent Meeting

Parents & Students interested in starting soccer at CCHS should attend a meeting on April 6th, 2009 at 7:00 pm in the school cafeteria. If you have questions contact the Athletic Director Mr. Black.



Initial Student Soccer Interest Meeting

CCHS

Sign In Sheet February 17, 2009

1. Audrianna Chapman

2. Brandie Coleman

3. Madison Marcum

4. Dani Livasy

5. ~~Keaton Clifton~~

6. Josh Johnson

Initial Parent/Student Interest Meeting

CCHS Cafeteria

7: 00 pm

April 6, 2009

	Parent Name	Student Name
1.	Taylor Johnson John Johnson	Taylor Johnson




2008-2009
ACCOMODATION OF INTERESTS AND ABILITIES
SUMMARY PROGRAM CHART T-4

KHSAA
 Form T4
 F:Forms/T4
 Rev.12/08

Levels of Competition Test One

		Column 1	Column 2	Column 3
Girls	Team Levels	Number of Teams Currently Offered	Number of Participants	Percentage of Participants at Each Level
Row 1	varsity:	7	85	54%
Row 2	j.v.:	5	57	36%
Row 3	frosh:	2	16	10%
Row 4	total:		158	100%
Boys				
Row 5	varsity:	7	127	53
Row 6	j.v.:	6	78	33
Row 7	frosh:	2	34	14
Row 8	total:		239	100%


- 1) Column 1, list the number of interscholastic teams offered for girls and boys at each competitive level; varsity, junior varsity, and freshman. (Refer to Form T-2, Accommodation of Interests and Abilities, Summary Program Chart 2, Column 1.)
- 2) For Column 2, list the number of participants at each level. For girls, total the entries in Rows 1, 2, and 3 into Row 4. For boys, total the entries in Rows 5, 6, and 7 into Row 8. (Refer to Form T-2, Accommodation of Interests and Abilities, Summary Program Chart 2, Column 2.)
- 3) For Column 3, calculate the percentage of female and male participants at each level.
 For girls' varsity, junior varsity, and frosh, respectively:
 - Divide Column 2, Row 1 by Column 2, Row 4, and place the percentage in Column 3, Row 1
 - Divide Column 2, Row 2 by Column 2, Row 4, and place the percentage in Column 3, Row 2.
 - Divide Column 2, Row 3 by Column 2, Row 4, and place the percentage in Column 3, Row 3.
 -
 For boys' varsity, junior varsity, and frosh, respectively:
 - Divide Column 2, Row 5 by Column 2, Row 8, and place the percentage in Column 3, Row 5.
 - Divide Column 2, Row 6 by Column 2, Row 8, and place the percentage in Column 3, Row 6.
 - Divide Column 2, Row 7 by Column 2, Row 8, and place the percentage in Column 3, Row 7.

Principal's Signature:  Date: 4-2-09

**2008-2009
ACTUAL EXPENDITURES - PROGRAM COMPARISON CHART 1
TO INCLUDE BOOSTER CLUB FUNDING**

	equipment and supplies		travel		awards		coaches' salaries (to include supplemental and extended employment; dollar amount required)		facilities improvements		publications (if sport-specific)	
	Expenditures		Expenditures		Expenditures		Expenditures		Expenditures		Expenditures	
	School	Booster	School	Booster	School	Booster	School	Booster	School	Booster	School	Booster
G basketball	7,964.00	5,619.00	2,294.00	1,068.00	174.00	0	9,500.00	3	0	0	0	0
B basketball	5,569.00	4,372.00	2,302.00	1,137.00	83.00	0	9,500.00	3	0	0	0	0
G softball	925.00	3,200.00	894.00	0	100.00	61.00	4,750.00	2	0	0	0	0
B baseball	1,713.00	0	573.00	0	100.00	61.00	4,750.00	2	0	0	0	0
G cross country	271.00	1,358.00	152.00	539.00	44.00	107.00	1,875.00	2	0	0	0	0
B cross country	271.00	1,358.00	152.00	539.00	44.00	107.00	1,875.00	2	0	0	0	0
G golf	285.00	400.00	663.00	107.00	72.00	125.00	2,000.00	1	0	0	0	0
B golf	170.00	400.00	836.00	50.00	65.00	50.00	2,000.00	1	0	0	0	0
G soccer												
B soccer												
G swimming												
B swimming												
Total expenditures on T-25 and T-26 on the 2008-2009 year report due by April 15, 2009, should reflect the total monies spent (rounded)												

off to nearest dollar) for the entire school year of 2007-2008 ending June 30, 2008.
 2. Booster Club Funding/Contributions must be included in the above expenditures total. (Note: It is illegal for coaches to be paid by Booster Clubs - Reference KHSAA Bylaw 27)

Principal's Signature:  Date: 4-7-09

**2008-2009
ACTUAL EXPENDITURES - PROGRAM COMPARISON CHART 2
TO INCLUDE BOOSTER CLUB FUNDING**

	equipment and supplies		travel		awards		coaches' salaries (to include supplemental and extended employment; dollar amount required)		facilities improvements		publications (if sport-specific)	
	Expenditures		Expenditures		Expenditures		Expenditures		Expenditures		Expenditures	
	School	Booster	School	Booster	School	Booster	School	# of Coaches for all levels / # of Teams for all levels	School	Booster	School	Booster
G track	633.00	1,358.00	741.00	539.00	50.00	107.00	1,875.00	3 / 2	27,500.00	0	0	0
B track	633.00	1,358.00	741.00	539.00	50.00	107.00	1,875.00	3 / 2	27,500.00	0	0	0
G tennis	721.00	0	659.00	59.00	85.00	123.00	1,250.00	1 / 2	0	0	0	0
B tennis	721.00	0	516.00	59.00	94.00	50.00	1,250.00	1 / 2	0	0	0	0
G volleyball	353.00	6,621.00	952.00	791.00	88.00	936.00	2,500.00	2 / 3	0	0	0	0
B wrestling												
G (list sport)												
B football	1,605.00	5,063.00	657.00	2,267.00	77.00	237.00	13,250.00	4 / 3	0	0	0	1,342.00
G (list sport)												
B (list sport)												

1. Total expenditures on T-35 and T-36 on the 2008-2009 year report due by April 15, 2009, should reflect the total monies spent (rounded off to nearest dollar) for the entire school year of 2007-2008 ending June 30, 2008.

2. Booster Club Funding/Contributions must be included in the above expenditures totals. Indicate percentage of total expenditures for each gender: (If disparities are obvious, list on your Corrective Action Plan (T-60) what action you will take to correct the problem).

Gender	Expenditures	Percentage
Boys	\$97,847.00	23%
Girls	\$4,079.90	51%

Principal's Signature: [Signature] Date: 4-7-09

Girls	\$92,488.00	158	49%	5,853
Total:	\$190,335.00		100%	

Principal's Signature: _____ Date: 4-7-09

Copyright 1999, Good Sports, Inc., Title IX and Gender Equity Specialists. All rights reserved.

2008-2009 KHSAA TITLE IX ATHLETICS AUDIT

KHSAA
Form T41
Rev. 12/08


Checklist - Overall Interscholastic Athletics Program

DIRECTIONS:

For the Areas of Compliance (Opportunities and Benefits) listed on the left hand side of the page, place a checkmark under the appropriate column identifying whether your school provided an advantage to the Girls' Program, or to the Boys' Program or to Neither Program. A review of T-35 and T-36 spending patterns might be helpful in completing this form.

Areas of Compliance:	ADVANTAGE TO:		
	GIRLS' PROGRAM	BOYS' PROGRAM	NEITHER PROGRAM
OPPORTUNITIES			
Accommodation of Interest and Abilities			X
BENEFITS			
Equipment and Supplies			X
Scheduling of Games and Practice Time			X
Travel and Per Diem Allowances			X
Coaching			X
Locker Rooms, Practice and Competitive Facilities			X
Medical and Training Facilities and Services			X
Publicity			X
Support Services			X
Athletic Scholarships			X
Tutoring			N/A
Any meals provided for home			X

If an advantage is shown, corrective action should be shown on T-60 (Corrective Action Plan).

Principal's Signature:  Date: 4-7-09

SCHOOL NAME

Casey County High School

**2008-2009
TITLE IX**

CORRECTIVE ACTION PLAN

DIRECTIONS:

1. For Column 1, indicate the intended area (Opportunities or Benefits) which needs corrective action in order to achieve gender equity. For Column 2, write the suggested change or activities that will correct the area in need of alteration. For Column 3, include the estimated completion date for the changes or activities.
2. It is possible to attain compliance with Title IX and no longer need "corrective" action. However, the KHSAA strongly encourages compliant schools to identify items for improvement (Column 1), activities to accomplish the improvement (Column 2) and a timetable for completion (Column 3) that will strengthen the athletic program.
3. You may copy this form as needed. Please attach corrective action plans along with audit forms and submit by April 15, 2009.

COLUMN 1	COLUMN 2	COLUMN 3
ITEM FOR CORRECTION/ IMPROVEMENT	SUGGESTED CHANGE/ ACTIVITIES	SCHOOL YEAR, COMPLETION DATE OF CORRECTION FOR PROJECT
Equipment and Supplies	Reduce the number of tournaments fees requests for the boys' golf team. Reduce the number of helmets that are reconditioned each year. Develop a better rotation for the helmet reconditioning.	Completed October 2009. Girls and Boys Golf teams now schedule the same number of tournaments. Football now reconditions helmets on a rotation of 30 helmets per year instead of all helmets at one time.
Facilities	Much required work was needed to the multi-sport baseball/football complex. Develop a facilities improvement rotation for all athletic facilities to reduce the large amount of spending on repairs or upgrades.	Complex work completed August 2009. Other facilities are equitable and in good working order. Improvement review rotation in place for all facilities and on an as needed basis. (See attachment)
Facilities	Softball field dugouts: enclose dugouts to help protect players from weather.	Will be completed by August 2009. Bids currently being taken to concrete and enclose dugouts during summer.
Facilities	Track and Field: Rubberize track running surface, pole vault and high jump surfaces.	Completed July 2009 CD of photos to KHSAA
Facilities	Tennis courts: Construct lights for lamination of the tennis courts. Currently the only outdoor facility without lights.	Completed May 2009 CD of photos mailed to KHSAA
Equipment and Supplies	Baseball/Softball Boosters accounting records inadequate. Boosters Club account moved from bank to school acct. overseen by book keeper, principal, and athletic director.	Completed October 2008.

4-7-09


[Handwritten Signature]

Principal's Signature: _____ Date: _____

<p>Student Survey Interest in Soccer</p>	<p>Gender Equity Committee address student interest in the sport of soccer by conducting two meetings: one with just students at CCHS, the second meeting with parents and students.</p>	<p>Completed April 2009. Only 7 students and 1 parent attended the two meetings. No serious interest from student body to begin soccer program at CCHS. Will be reviewed as needed from student survey. See attached copies of sign in sheets and documentation to publicizing the meetings.</p>
--	--	--

4-7-09

Date:



Principal's Signature:

Casey County High School
Athletic Department
Facilities Improvement Rotation

<u>Facility</u>	<u>Date</u>
Football	2007
Track	2008
Tennis	2008
Softball Field	2009
Gym	2010
Baseball Field	2011

*Any emergency/liability issues will be dealt with immediately regardless of where the school is at in the facilities improvement rotation.

**Upon Completion of cycle it will roll over and start new again.

**2008-2009
TITLE IX**

CORRECTIVE ACTION PLAN

APR 13 2009

SCHOOL NAME
Casey County High School

DIRECTIONS:

- For Column 1, indicate the intended area (Opportunities or Benefits) which gender equity. For Column 2, write the suggested change or activities that will be implemented. For Column 3, include the estimated completion date for the changes or activities.
- It is possible to attain compliance with Title IX and no longer need "corrective" action. However, the KHSAA strongly encourages compliant schools to identify items for improvement (Column 1), activities to accomplish the improvement (Column 2) and a timetable for completion (Column 3) that will strengthen the athletic program.
- You may copy this form as needed. Please attach corrective action plans along with audit forms and submit by April 15, 2009.

This should replace the one sent in the pkt. Jay

COLUMN 1	COLUMN 2	COLUMN 3
ITEM FOR CORRECTION/ IMPROVEMENT	SUGGESTED CHANGE/ ACTIVITIES	SCHOOL YEAR, COMPLETION DATE OF CORRECTION FOR PROJECT
Equipment and Supplies	Reduce the number of tournaments fees requests for the boys' golf team. Reduce the number of helmets that are reconditioned each year. Develop a better rotation for the helmet reconditioning.	Completed October 2008. Girls and Boys Golf teams now schedule the same number of tournaments. Football now reconditions helmets on a rotation of 30 helmets per year instead of all helmets at one time.
Facilities	Much required work was needed to the multi-sport baseball/football complex. Develop a facilities improvement rotation for all athletic facilities to reduce the large amount of spending on repairs or upgrades.	Complex work completed August 2008. Other facilities are equitable and in good working order. Improvement review rotation in place for all facilities and on an as needed basis. (See attachment)
Facilities	Softball field dugouts: enclose dugouts to help protect players from weather.	Will be completed by August 2009. Bids currently being taken to concrete and enclose dugouts during summer.
Facilities	Track and Field: Rubberize track running surface, pole vault and high jump surfaces.	Completed July 2008 CD of photos to KHSAA
Facilities	Tennis courts: Construct lights for lamination of the tennis courts. Currently the only outdoor facility without lights.	Completed May 2008 CD of photos mailed to KHSAA
Equipment and Supplies	Baseball/Softball Boosters accounting records inadequate. Boosters Club account moved from bank to school acct. overseen by book keeper, principal, and athletic director.	Completed October 2008.

Principal's Signature: Barry Lee

Date: April 6, 2009

<p>Student Survey Interest in Soccer</p>	<p>Gender Equity Committee address student interest in the sport of soccer by conducting two meetings: one with just students at CCHS, the second meeting with parents and students.</p>	<p>Completed April 2009. Only 7 students and 1 parent attended the two meetings. No serious interest from student body to begin soccer program at CCHS. Will be reviewed as needed from student survey. See attached copies of sign in sheets and documentation to publicizing the meetings.</p>

Principal's Signature: Barry Lee Date: April 6, 2009