

**KHSAA TITLE IX
ANNUAL REPORT SUBMISSION
STATUS REPORT
2008-2009**

KHSAA
Form T65
Revised 4/09

TO: KHSAA Member School Superintendents, Principals, and Athletic Directors

FROM: Brigid L. DeVries, Commissioner
Darren Bilberry, Assistant Commissioner

DATE: 4/29/2009

School	Danville High School	Reviewed by	Jenny McCarty
--------	----------------------	-------------	---------------

The following is a status report regarding the required 2008 - 2009 Title IX Annual Report submission of forms due into the KHSAA office by April 15, 2009. Appropriate KHSAA Audit Team personnel have reviewed these forms and the following is a summary of this review.

I. Checklist of Forms properly submitted in a satisfactory manner:

X	GE 19 (Annual Verification)	X	T-35 (Budget Expenses)
X	T-1 (Summary Program Chart 1)	X	T-36 (Budget Expenses)
X	T-2 (Summary Program Chart 2)	X	T-41 (Checklist – Overall Interscholastic Program)
X	T-3 (Summary Program Chart 3)	X	T-60 (Corrective Action Plan)
x	T-4 (Summary Program Chart 4)	n/a	T-63 (Interscholastic Survey Results)

II. Status

A.	X	2008 – 2009 Forms are satisfactory and no further information or action is necessary at this time.
B.	X	Errors have been noted with respect to the following forms: T-1 – No Column One Total – Corrected on Report Sent. Please correct on school copies.
C.		The following forms were omitted and must be submitted by school representatives:
D.		According to the 2008-2009 data, the school appears to be meeting the standards established in: <input type="checkbox"/> Test 1 (Athletic participation is proportionate to enrollment) <input checked="" type="checkbox"/> Test 2 (History and continuing practice of program expansion) <input checked="" type="checkbox"/> Test 3 (Full and effective accommodation of interests and abilities)
E.		Other Recommendation and Comments: <ul style="list-style-type: none"> • The new softball dugouts appear to be very nice and the field turf looks great in the photo sent. Your school should be commended for taking care of this benefit inequity in a timely manner. • Please review your awards policy to ensure that you have equity in benefits for awards. Not all sports offered reported expenditures for awards on T-35 and T-36. No expenditures for reported for girls and boys' basketball, baseball, and boys and girls' track. • Your expenditures for the year reported are once again within acceptable parameters. • Your corrective action plan is well-done.



**KENTUCKY HIGH SCHOOL ATHLETIC ASSOCIATION
2008-2009 ANNUAL VERIFICATION OF TITLE IX PROCEDURES**

*KHSAA Form GE19
F:Forms/GE19
Rev.12/08*

(To be submitted by April 15, 2009 along with other required forms)

APR 15 2009

The Danville High School, Danville, Kentucky certifies to the Kentucky High School Athletic Association that the following is an accurate and true representation of the facts surrounding compliance with 20 U.S.C. Sections 1681-1688, et. Seq. (also known as Title IX).

I certify the following provisions in accordance with records at the school contained in the permanent Title IX file, at least one copy of which must be maintained in the Principal's office, and to the best of my knowledge have completed the following tasks.

Established a Gender Equity Committee at the high school. **(List committee personnel and provide attachment if necessary)**

Name	Address	Phone	Title
(Supt., Principal, Student, Parent, Coach, Etc.)			

See Attached Gender Equity Committee List for 2008-2009			
--	--	--	--

Scheduled a minimum of three meetings during the 2008-2009 school year on the following dates:

August 20, 2009
December 17, 2008 -- Meeting was rescheduled and occurred on February 25, 2009
May 20, 2009 -- Scheduled Meeting

Designated the following person(s) as the Title IX coordinator for the school:

Name	Title	Address	Phone
Christel Belcher	District Sp. Ed. Facilitator	152 E. ML King Blvd.	859.936.8547

Designated the following person(s) as the Title IX coordinator for the district:

Name	Title	Address	Phone
David R. Davis	Dir. of Admin. Services	152 E. ML King Blvd.	859.936.8503

School personnel are continuing to make periodic reviews of the boys' and girls' athletics program reflected in the Corrective Action Plan.

In addition to the above information, the above referenced school maintains a complete permanent file relative to Title IX records including copies of the self-assessment audit, all corrective action plans, and other related materials.



Principal's Signature

April 3, 2009

Date



Superintendent Signature



School Board Chairpersons' Signature

(Send original copy to KHSAA - Maintain duplicate in Title IX school folder)

DANVILLE SCHOOLS
"Anchored in Excellence"

DANVILLE HIGH SCHOOL

GENDER EQUITY COMMITTEE
2008-2009 SCHOOL YEAR

<u>NAME</u>	<u>ROLE</u>	<u>ADDRESS (Danville, KY 40422)</u>	<u>PHONE #</u>
Christel Belcher, Chair	District Special Education Facilitator	460 Stanford Ave.	859.936.8547
Sam Harp	Athletic Director, DHS	203 E. Lexington Ave.	859.238.1327
Jerry Petry	Coach, DHS Girls Softball/Asst. Coach, DHS Football	203 E. Lexington Ave.	859.238.1308
Judie Mason	Coach, DHS Girls Basketball	203 E. Lexington Ave.	859.238.1308
Becky Fuqua	Parent, Bate Middle School	209 N. Maple Ave.	859.238.1319
Lencia Mounjoy	Parent, BMS/DHS	700 East Dr.	859.239.0223-H
Byron Hempel	Student, DHS	203 E. Lexington Ave.	859.238.1308
Brooke Lange	Student, DHS	203 E. Lexington Ave.	859.238.1308
Lisa Fisher	Athletic Trainer/Assistant AD	203 E. Lexington Ave.	859.238.1308
David R. Davis	District Title IX Coordinator	152 E. Martin Luther King Blvd.	859.936.8503
Ed McKinney, Ex-Officio Member	Asst. Principal & G/B Cross-Country Coach	203 E. Lexington Ave.	859.238.1308
Win Smith, Ex-Officio Member	Principal, DHS	203 E. Lexington Ave.	859.936.8402

Purpose of the Gender Equity Committee

The purpose of the Gender Equity Committee is to review athletic and recreational programs on an annual basis and make recommendations to the superintendent and the Danville Board of Education that ensure equity in these programs in compliance with Title IX.

Membership of the Gender Equity Committee

The membership of the Gender Equity Committee shall include at least the following: the District Title IX Coordinator; the high school athletic director; coaches from high school athletic teams or cheerleader squads; and high school parents. The high school principal and the assistant principal shall be ex-officio members of the committee.

Principal's Signature _____ **Date** April 3, 2009



2008-2009
ACCOMMODATION OF INTERESTS AND ABILITIES
SUMMARY PROGRAM CHART T-1

KHSAA
 Form T1
 F:Forms/T1
 Rev.10/08

Participation Opportunities Test One


		(Column 1)	(Column 2)	(Column 3)	(Column 4)
	Program	Enrollment	Percentage of Total Enrollment	Number of Interscholastic Participants (double and triple count)	Percentage of Total Participation
Row 1	GIRLS	247	47%	194	39
Row 2	BOYS	275	53%	303	61
Row 3	Totals	522	100%	497	100%

Instructions:

*Number of 8th grade students & below used in Column 3 and Column 4 calculations: 33

- Determine the total number of girls enrolled, (place in Row 1, Column 1). Determine the total number of boys enrolled, (place in Row 2, Column 1).
- Add the total number of girls and boys enrolled to determine total enrollment, (place in Row 3, Column 1).
- Calculate the percentage of total enrollment that is female. (Divide Row 1, Column 1 by Row 3, Column 1 and place in Row 1, Column 2.) Calculate the percentage of total enrollment that is male. (Divide Row 2, Column 1 by Row 3, Column 1 and place in Row 2, Column 2.) Note: Row 1, Column 2 plus Row 2, Column 2 should total 100%.
- Ask coaches to confirm the names of those individuals who are on the team as of the first **date of regular season competition**, and cross out the names of those who were cut from the team or quit the team prior to the first regular season competitive event. Determine the total number of interscholastic athletics participants that are girls, (and place in Row 1, Column 3). In order to determine the total number of athletics participants, an individual should be counted each time he or she participates on a team. For example, if Jane Doe competes on the varsity volleyball team, the junior varsity volleyball team, the junior varsity basketball team, and the varsity softball team, she should be counted as four participants (**do not include club or intramural sports participants, cheerleaders, dance teams, or pom squads**). Calculate the same way for boys and girls. * In addition, should 8th grade students and below play on a Freshman, Junior Varsity, or Varsity team, they should also be counted for each team and sport on which they participate. If applicable, please asterisk in the above notation as to how many 8th grade students & below are included in the totals.
 Using the same procedure, determine the total number of interscholastic athletic participants that are boys, (and place in Row 2, Column 3). Add Row 1, Column 3 plus Row 2, Column 3 to get total participants and place in Row 3, Column 3.
- Calculate the percentage of female participation. (Row 1, Column 3 divided by Row 3, Column 3 and place in Row 1, Column 4.) Calculate the percentage of male participation. (Row 2, Column 3 divided by Row 3, Column 3 and place in Row 2, Column 4.) Note: Row 1, Column 4 plus Row 2, Column 4 should total 100%.

Note: While being within three percent is not a formal compliance standard; if the percent listed in Row 1, Column 4 is within 3% of Row 1, Column 2, then it provides a good target within which compliance is likely.

Principal's Signature:  Date: April 3, 2009

2008-2009
ACCOMMODATION OF INTERESTS AND ABILITIES
SUMMARY PROGRAM CHART T-2


KHSAA
Form T2
Rev. 12/08

Participation Opportunities Test Two

		Column 1	Column 2	Column 3	Column 4	Column 5
Program		Number of Teams Currently Offered	Number of Participants	Number of Teams Added Since the beginning of the 2004-2005 School Year	Number of participants for the 2008-09 school year who are playing on teams added since the 2004-05 school year	Percent of Total Participation By Sex Added Since the beginning of the 2004-2005 School Year
GIRLS	Row 1	varsity:	8	111	2	11
	Row 2	j.v.:	4	72	1	10
	Row 3	frosh:	1	11	1	11
	Row 4	total:	13	194	4	32
BOYS	Row 5	varsity:	10	197	0	0
	Row 6	j.v.:	5	81	1	12
	Row 7	frosh:	2	25	0	0
	Row 8	total:	17	303	1	12

- 1) For Column 1, list the number of interscholastic teams offered for girls and boys at each competitive level (varsity, junior varsity, and freshman). For girls, total each of the entries in Rows 1, 2, and 3 into Row 4. For boys, total Rows 5, 6, and 7 into Row 8.
- 2) For Column 2, list the number of participants at each level. For girls, total each of the entries in Rows 1, 2, and 3 into Row 4. For boys, total Rows 5, 6, and 7 into Row 8. **Note:** The totals in Row 4 for girls and in Row 8 for boys must be the same as the totals in Form T-1, Column 3, Rows 1 and 2 respectively.
- 3) For Column 3, list the number of interscholastic teams that have been added in the last five years at each competitive level. Count each team added during the 5 year period only one time. e.g. Girl's junior varsity soccer was added 3 years ago, count the team only once, not 3 times. For girls, total the entries in Rows 1, 2, and 3 into Row 4. For boys, total Rows 5, 6, and 7 into Row 8.
- 4) For Column 4, list the number of participants that are **currently** on each level of the teams that were added in the last five years. If a team was added previously but no longer exists, there are no current participants to be added for that team. For girls, total the entries in Rows 1, 2, and 3 into Row 4. For boys, total Rows 5, 6, and 7 into Row 8.
- 5) For Column 5, calculate the percentage of participants that have been added in the last five years. For girls, take the number in Column 4, Row 4 and divide by the number in Column 2, Row 4. For boys, take the number in Column 4, Row 8 and divide it by the number in Column 2, Row 8.

Note: If the percentage of current participants added in the last five years is 25% or greater, compliance with Test Two may be possible. If less than 25%, then compliance with Test Three should be analyzed. **CAUTION:** 25% is not a formal compliance standard.

Principal's Signature:  Date: April 3, 2009

2008-2009
ACCOMMODATION OF INTERESTS AND ABILITIES
SUMMARY PROGRAM CHART T-3

KHSAA
 Form T3
 Rev. 12/08

Participation Opportunities Test Three

FOR ANY QUESTION ANSWERED "YES" IDENTIFY THE RESPECTIVE SPORT(S).

	GIRLS (Yes / No)		BOYS (Yes / No)
1. For a sport <u>not</u> currently offered in your interscholastic athletics program, is there sufficient interest to form a viable interscholastic team based on participation on an <u>intramural team</u> .	No		No
2 For a sport <u>not</u> currently offered, is there sufficient interest, based on the responses to your most recent Student Interest Survey, to form a viable <u>interscholastic team</u> for a sport not currently offered. If yes, what sport?	No		No
3. For a sport currently offered at the junior varsity or freshman level is there sufficient interest, based on your most recent Student Interest Survey, to form a <u>varsity team</u> not currently offered?	No		No
4. For a sport currently offered at the varsity level only, is there sufficient interest, based on your most recent Student Interest Survey, to form a viable team for a <u>junior varsity or freshman team</u> that is not currently offered?	No		No
5. If you answered YES to question (1), (2), (3), or (4), are there enough high schools in the geographic area offering the sport (at the appropriate level) to allow for the development of a reasonable schedule of competition?	No		No

Plans to Address Interest:

Principal's Signature :  Date: April 3, 2009



2008-2009
ACCOMMODATION OF INTERESTS AND ABILITIES
SUMMARY PROGRAM CHART T-4

KHSAA
Form T4
F:Forms/T4
Rev.12/08

Levels of Competition Test One

		Column 1	Column 2	Column 3
Girls	Team Levels	Number of Teams Currently Offered	Number of Participants	Percentage of Participants at Each Level
Row 1	varsity:	8	111	57%
Row 2	j.v.:	4	72	37%
Row 3	frosh:	1	11	6%
Row 4	total:	13	194	100%
Boys				
Row 5	varsity:	10	197	65%
Row 6	j.v.:	5	81	27%
Row 7	frosh:	2	25	8%
Row 8	total:	17	303	100%


- 1) Column 1, list the number of interscholastic teams offered for girls and boys at each competitive level; varsity, junior varsity, and freshman. (Refer to Form T-2, Accommodation of Interests and Abilities, Summary Program Chart 2, Column 1.)
- 2) For Column 2, list the number of participants at each level. For girls, total the entries in Rows 1, 2, and 3 into Row 4. For boys, total the entries in Rows 5, 6, and 7 into Row 8. (Refer to Form T-2, Accommodation of Interests and Abilities, Summary Program Chart 2, Column 2.)
- 3) For Column 3, calculate the percentage of female and male participants at each level.
For girls' varsity, junior varsity, and frosh, respectively:
 - Divide Column 2, Row 1 by Column 2, Row 4, and place the percentage in Column 3, Row 1
 - Divide Column 2, Row 2 by Column 2, Row 4, and place the percentage in Column 3, Row 2.
 - Divide Column 2, Row 3 by Column 2, Row 4, and place the percentage in Column 3, Row 3.
 -For boys' varsity, junior varsity, and frosh, respectively:
 - Divide Column 2, Row 5 by Column 2, Row 8, and place the percentage in Column 3, Row 5.
 - Divide Column 2, Row 6 by Column 2, Row 8, and place the percentage in Column 3, Row 6.
 - Divide Column 2, Row 7 by Column 2, Row 8, and place the percentage in Column 3, Row 7.

Principal's Signature: _____ **Date:** April 3, 2009

**2008-2009
ACTUAL EXPENDITURES - PROGRAM COMPARISON CHART 1
TO INCLUDE BOOSTER CLUB FUNDING**

	equipment and supplies		travel		awards		coaches' salaries (to include supplemental and extended employment; dollar amount required)		facilities improvements		publications (if sport-specific)	
	Expenditures		Expenditures		Expenditures		Expenditures		Expenditures		Expenditures	
	School	Booster	School	Booster	School	Booster	School	# Coaches for all levels / # Teams for all levels	School	Booster	School	Booster
G basketball	6141		2443		0		16519	4 / 3				
B basketball	7606		5650		0		14744	4 / 3				
G softball	1560		1076		88		7455	2 / 2				
B baseball	3660		880		0		9532	3 / 2				
G cross country	76		770		34		2622	1 / 1				
B cross country	76		770		34		2622	1 / 1				
G golf							1955	1 / 1				
B golf	1944		2115		73		2089	1 / 1				
G soccer	3136		2796		645		15420	3 / 2				
B soccer	2317		2086		460		11835	3 / 2				
G swimming	269		300		96		3123	2 / 1				
B swimming	269		300		96		3123	2 / 1				

- Total expenditures on T-35 and T-36 on the 2008-2009 year report due by April 15, 2009, should reflect the total monies spent (rounded off to nearest dollar) for the entire school year of 2007-2008 ending June 30, 2008.
- Booster Club Funding/Contributions must be included in the above expenditures total. (Note: It is illegal for coaches to be paid by Booster Clubs - Reference KHSAA Bylaw 27)

Principal's Signature:  **Date:** April 3, 2009

**2008-2009
ACTUAL EXPENDITURES - PROGRAM COMPARISON CHART 2
TO INCLUDE BOOSTER CLUB FUNDING**

	equipment and supplies		travel		awards		coaches' salaries (to include supplemental and extended employment; dollar amount required)		facilities improvements		publications (if sport-specific)	
	Expenditures		Expenditures		Expenditures		Expenditures		Expenditures		Expenditures	
	School	Booster	School	Booster	School	Booster	School	Booster	School	Booster	School	Booster
G track	140		520		0		5052					
B track	140		520		0		5309					
G tennis	649		172		57		2824					
B tennis	865		162		24		2498					
G volleyball	546		1206		119		3941					
B wrestling	3017		1036		157		7064					
G (list sport)												
B football	11339		1386		397		52680					
G (list sport)												
B (list sport)												

1. Total expenditures on T-35 and T-36 on the 2008-2009 year report due by April 15, 2009, should reflect the total monies spent (rounded off to nearest dollar) for the entire school year of 2007-2008 ending June 30, 2008.

2. Booster Club Funding/Contributions must be included in the above expenditures totals. Indicate percentage of total expenditures for each gender: (If disparities are obvious, list on your Corrective Action Plan (T-60) what action you will take to correct the problem).

Gender	Expenditures	Percentage
Boys	\$ 158875	66%
Girls	\$ 81750	34%
Total:	\$ 240625	100%

421.39 per athlete
524.33 per athlete

[Signature]

Principal's Signature: _____ Date: April 3, 2009

2008-2009 KHSAA TITLE IX ATHLETICS AUDIT

KHSAA
Form T41
Rev. 12/08

Checklist - Overall Interscholastic Athletics Program

DIRECTIONS:

For the Areas of Compliance (Opportunities and Benefits) listed on the left hand side of the page, place a checkmark under the appropriate column identifying whether your school provided an advantage to the Girls' Program, or to the Boys' Program or to Neither Program. A review of T-35 and T-36 spending patterns might be helpful in completing this form.

Areas of Compliance:	ADVANTAGE TO:		
	GIRLS' PROGRAM	BOYS' PROGRAM	NEITHER PROGRAM
OPPORTUNITIES			
Accommodation of Interest and Abilities			X
BENEFITS			
Equipment and Supplies			X
Scheduling of Games and Practice Time			X
Travel and Per Diem Allowances			X
Coaching			X
Locker Rooms, Practice and Competitive Facilities			X
Medical and Training Facilities and Services			X
Publicity			X
Support Services			X
Athletic Scholarships			X
Tutoring			X
Any meals provided for home			X

If an advantage is shown, corrective action should be shown on T-60 (Corrective Action Plan).

Principal's Signature:  Date: April 3, 2009

**DANVILLE SCHOOLS - TITLE IX/KHSAA
CORRECTIVE ACTION PLAN SY01 & SY02 - Continued SY03 - SY09**

ITEM FOR CORRECTION	SUGGESTED CHANGE	TIME TABLE	STATUS REPORT - 4/15/2009
1. GIRLS' SOFTBALL FACILITIES	<p>A. Conduct study for improvements of girls' softball field at the city park.</p> <p>B. Determine list of possible improvements through school district/ local government cooperation.</p> <p>C. Implement improvements resulting from study and school/local government cooperation. * Conduct/report results of feasibility study of campus girls' softball field (Superintendent, Danville Board of Education, Director of Facilities, & Athletic Director).</p>	<p>* By December 31, 2000</p> <p>* By June 30, 2001</p> <p>* By December 31, 2001</p> <p>* January 9, 2006</p> <p>April 2009</p>	<p>➤ On 11/19/2001, a DRAFT Master Plan for the Athletic Complex was presented to the DBOE, including a site survey and cost estimates for girls softball field and other upgrades.</p> <p>➤ Public report on study results to DBOE - 1-14-02 .</p> <p>➤ The Master Plan for the Athletic Complex is included in the 2008-2011 Facilities Plan that was approved by the DBOE in April 2008 and KY BOE in May 2008.</p> <p>➤ There was Board discussion of improvements to the Athletic Site - 12/2007</p> <p>➤ On January 14, 2008, The DBOE voted to enter into a 10-year lease agreement with the City of Danville for Troy Trumbo Field.</p> <p>➤ Girls softball field improvements, approved by the DBOE on June 23, 2008, are complete and the field is being used for the Spring 2009 season. Documentation is in the official records of the Gender Equity Committee and a photograph is attached.</p>
2. UNIFORMS AND EQUIPMENT	<p>◆ Continue efforts to upgrade and replace uniforms and equipment for all sports on a cyclical basis.</p>	<p>* Ongoing</p>	<p>➤ Allocation provided by DBOE for support of "Non-revenue sports" at BMS and DHS -\$12000-DHS \$ 5000 - BMS + Allocation for Uniform Cycle</p>
3. GE/TITLE IX COMMITTEE MEMBERSHIP	<p>◆ Ensure student membership on committee.</p>	<p>* 2008-2009 SY</p>	<p>➤ GE Committee has representation for all stakeholders. Two DHS students were added in March 2008.</p>
4. PRIME TIME GIRLS BASKETBALL GAMES	<p>◆ Schedule equitable balance of Prime Time games.</p>	<p>* Ongoing</p>	<p>➤ Prime Time Requirements are built into the 08-09 schedules</p>
5. STUDENT INTEREST SURVEY	<p>◆ Survey students in grades 8-11 on a biennial basis</p>	<p>* SY 2008-09</p>	<p>➤ DHS started a Girls Golf Team in 2007-08. Survey is not required for 2008-2009.</p>
6. ANNUAL TITLE IX REPORTS TO KHSAA	<p>◆ Implement KHSAA suggestions for annual reporting</p>	<p>* Ongoing</p>	<p>➤ Report was reviewed by KHSAA on April 2008 - 100% compliance with suggestion for equitable spending/athletic</p> <p>➤ 2008-09 Title IX Reporting Forms are complete and will be submitted to KHSAA by April 15, 2009.</p>

To utilize this form, indicate the intended area that needs corrective action and the suggested timetable for implementation. You may copy this form as needed. Please attach corrective action plans along with required Title IX/KHSAA forms and submit by April 15 of each year.

Status Report/Action re: Danville Board of Ed. on 4/23/01, 12/17/01, 4/22/02, 12/16/02, 4/14/03, 4/12/04, 1/24/05, 4/17/06, 4/23/07, 12/17/07, 4/14/08, 6/23/08 and scheduled for 4/20/09 with a follow-up in fall 2009. Page 1 of 1

Principal's Signature _____ Date April 3, 2009

Uniform Rotation Danville High School

2007-2008 School Year

	2008-2009	2009-2010	2010-2011	2011-2012	2012-2013	2013-2014	2014-2015	2015-2016
Baseball				X				X
Boys Basketball				H	A			
Girls Basketball	H	A			H	A		
Cheerleading				X				X
Boys XC		X				X		
Girls XC		X				X		
Football			H	A			H	A
Golf		X				X		
Boys Soccer	H	A			H	A		
Girls Soccer	H	A			H	A		
Girls Softball	X				X			
Boys Swim								
Girls Swim								
Boys Tennis								
Girls Tennis								
Boys Track			X				X	
Girls Track			X				X	
Volleyball			X				X	
Wrestling			X				X	

***Boys Basketball had to purchase Home and Away uniforms in 2007-2008 school year.

