

**KHSAA TITLE IX
ANNUAL REPORT SUBMISSION
STATUS REPORT
2008-2009**

KHSAA
Form T65
Revised 4/09

TO: KHSAA Member School Superintendents, Principals, and Athletic Directors

FROM: Brigid L. DeVries, Commissioner
Darren Bilberry, Assistant Commissioner

DATE: June 5, 2009

School	Frankfort High School	Reviewed by	Gordon D. Boccock
--------	-----------------------	-------------	-------------------


The following is a status report regarding the required 2008 - 2009 Title IX Annual Report submission of forms due into the KHSAA office by April 15, 2009. Appropriate KHSAA Audit Team personnel have reviewed these forms and the following is a summary of this review.

I. Checklist of Forms properly submitted in a satisfactory manner:

<input checked="" type="checkbox"/>	GE 19 (Annual Verification)	<input checked="" type="checkbox"/>	T-35 (Budget Expenses)
<input checked="" type="checkbox"/>	T-1 (Summary Program Chart 1)	<input checked="" type="checkbox"/>	T-36 (Budget Expenses)
<input checked="" type="checkbox"/>	T-2 (Summary Program Chart 2)	<input checked="" type="checkbox"/>	T-41 (Checklist – Overall Interscholastic Program)
<input checked="" type="checkbox"/>	T-3 (Summary Program Chart 3)	<input checked="" type="checkbox"/>	T-60 (Corrective Action Plan)
<input checked="" type="checkbox"/>	T-4 (Summary Program Chart 4)		T-63 (Interscholastic Survey Results)

II. Status

A.	<input checked="" type="checkbox"/>	2008 – 2009 Forms are satisfactory and no further information or action is necessary at this time.
B.		Errors have been noted with respect to the following forms:
C.		The following forms were omitted and must be submitted by school representatives:
D.		According to the 2008-2009 data, the school appears to be meeting the standards established in: <input type="checkbox"/> Test 1 (Athletic participation is proportionate to enrollment) <input type="checkbox"/> Test 2 (History and continuing practice of program expansion) <input type="checkbox"/> Test 3 (Full and effective accommodation of interests and abilities)
E.		Other Recommendation and Comments: After looking at the figures given in this report we have determined that Frankfort High School is not passing the standards for compliance in regard to Test 1 or Test 2. There is "some" indication that Frankfort High School is meeting the standards required for compliance in regard to Test 3. . . to have a better understanding of what is going on with the Student Interest Surveys and with the sport of Volleyball we need to see copies of the Gender Equity Committee meeting minutes for 2007-2008 and 2008-2009. These need to be sent to the KHSAA by August 1, 2009. The Gender Equity Committee needs to stay on this Volleyball issue and to document everything that takes place to see if this interest is real and genuine. An area where the Gender Equity Committee needs to keep an eye on is in the Sport of Soccer. This report indicates that there are 3 male soccer coaches, that have a higher salary than 7 football coaches, while the girls soccer program has only 2 coaches. It appears too that Frankfort is in pretty good shape in regard to expenditures between male and female athletes and teams. It is very difficult to monitor with the way bus finances are handled in this school system. The Gender Equity Committee needs to keep an eye on the expenditures in like sports for possible red flag issues.



FRANKFORT HIGH SCHOOL PANTHERS

328 SHELBY STREET, FRANKFORT, KY 40601
502-875-8655 FAX 502-875-8657

Melissa Wainwright
Principal

Chris Salyers
Asst. Principal

Tammy Stratton
Counselor

Craig Foley
Athletics

April 13, 2009


Title IX Auditors
Kentucky High School Athletic Association

In reference to the transportation cost section of the Title IX report, forms T-35 and T-36, this is to inform you that the Frankfort Independent School District operates under the MUNIS accounting system. Upon inquiring with our Financial Officer about obtaining the individual transportation costs for each sport, it was explained to me that transportation is documented in an activity account that includes all sports, field trips, academic trips, etc. together and does not sort these expenses. Our district does charge each sport for transportation if used for practices and away scrimmages. Other than that, everything is included in the MUNIS report.

It is because of this MUNIS accounting system the Frankfort Independent School District operates on that I can not include transportation costs in the Title IX T-35/T-36 forms.

The only expenses that a sport could have occurred for transportation would have come from taking a bus to an event that was not "competition." Scrimmages, trips to go and see practices, trips to see other games, anything that isn't a competition is charged to each sport.

Craig Foley
Athletic Director



FRANKFORT HIGH SCHOOL PANTHERS

328 SHELBY STREET, FRANKFORT, KY 40601
502-875-8655 FAX 502-875-8657

APR 15 2009

Melissa Wainwright
Principal

Chris Salyers
Asst. Principal

Tammy Stratton
Counselor

Craig Foley
Athletic Director

April 13th, 2009

KHSAA
2280 Executive Dr.
Lexington KY, 40505

Title IX Review Committee:

I have included a few addendums to the report in an effort to explain some of the information included within this document. This school year has been our second year coming off of KDE financial watch in 2006-2007 school year, which has limited our spending.

As in the past, the big accommodation that we (Frankfort Ind. Schools) have needed to make was the addition of another female sport; volleyball. Due to our financial relationship with KDE, additional spending of any kind has been extremely difficult. We do, feel this sport is our priority in the upcoming year. I have discussed this with our current Superintendent and he has instructed us to begin moving in that direction. We have started inquiring about uniforms, equipment, renovating our gym floor and the coaching process. With that being said, we were anticipating that by the fall of the 2009 school year, we will begin the actual play of volleyball. After having two student interest meetings during school hours it was recommended that we have a meeting after school hours. On April 8th a meeting was held after school hours and 4 girls were in attendance. At school the next day another 4 came out. With only 8 girls showing interest we have decided that we will continue to look into the addition of volleyball, but it will not be in the fall of 2009.

You will notice that our male participants out number our female participants and there is no real explanation to why. We have added one more coach in the building to actively recruit for our girls sports. We believe that this should help in getting our number of male/female participants closer.

You will also notice that the dollar amount spent on each gender appears to favor the male sports, but when it is divided out, we actually spend more per female athlete than on male athletes.

On the T-35 and T-36 pages transportation is explained in a separate letter. Our district operates on MUNIS so all our trips are included (academic and extra-curricular). The only time a specific sport is charge is for practice transportation.

We are excited about our level of participation and interest in all of our sports at Frankfort High School. We also hope to continue to field our teams and to add another female sport (volleyball) to our extracurricular activities that are offered.

Please feel free to contact me if further information is needed.

Sincerely,

Craig Foley
Athletic Director
Title IX Coordinator



**KENTUCKY HIGH SCHOOL ATHLETIC ASSOCIATION
2007-2008 ANNUAL VERIFICATION OF TITLE IX PROCEDURES**

*KHSAA Form GB19
Rev.12/07*

(To be submitted by April 15, 2008 along with other required forms)

The Frankfort High School, Frankfort, Kentucky
(Name of High School) (City)

certifies to the Kentucky High School Athletic Association that the following is an accurate and true representation of the facts surrounding compliance with 20 U.S.C. Sections 1681-1688, et. Seq. (also known as Title IX)

I certify the following provisions in accordance with records at the school contained in the permanent Title IX file, at least one copy of which must be maintained in the Principal's office, and to the best of my knowledge have completed the following tasks.

Established a gender equity committee at the high school. (list committee personnel and provide attachment if necessary)

Name	Address	Phone	Title
(Supt., Principal, Student, Parent, Coach, Etc.)			
Liz Nichols	315 Magnolia , Frankfort	502.330.1819	Parent
Mary Penn	328 Shelby Street, Frankfort	502.875.8655	Treasurer
Shanice Brown	607 Taylor Ave, Frankfort		Student
Paul Looney	122 W. State St. Frankfort	502.545.0350	Board Member
Jody Hellard	201 Mallard Drive, Frankfort	502.223.5067	Girls Softball Coach
Evan Wright	107 Shelby Street, Frankfort		Student
Susan Russell	323 Shelby Street, Frankfort	502.223.1255	Parent

Scheduled a minimum of three meetings during the 2007-2008 school year on the following dates:

Sept. 25 th , 2008
Dec. 17 th , 2008
April 14 th , 2009

Designated the following person(s) as the Title IX coordinator for the school:

Name	Title	Address	Phone
Craig Foley	Athletic Director	328 Shelby St. Frankfort	502.803.5370

Designated the following person(s) as the Title IX coordinator for the district:

Name	Title	Address	Phone
Craig Foley	Athletic Director	328 Shelby St. Frankfort	502.803.5370

School personnel are continuing to make periodic reviews of the boys' and girls' athletics program reflected in the Corrective Action Plan.

In addition to the above information, the above referenced school maintains a complete permanent file relative to Title IX records including copies of the self-assessment audit, all corrective action plans, and other related materials.

Melissa S. Wainwright April 13, 2009
Principal's Signature Date

Richard W. Cooney [Signature]
Superintendent Signature School Board Chairpersons' Signature

(Send original copy to KHSAA - Maintain duplicate in Title IX school folder)



KENTUCKY HIGH SCHOOL ATHLETIC ASSOCIATION
2007-2008 ANNUAL VERIFICATION OF TITLE IX PROCEDURES
 (To be submitted by April 15, 2008 along with other required forms)

KHSAA Form GE19
Rev.12/07

The Frankfort High School, Frankfort, Kentucky
 (Name of High School) (City)

certifies to the Kentucky High School Athletic Association that the following is an accurate and true representation of the facts surrounding compliance with 20 U.S.C. Sections 1681-1688, et. Seq. (also known as Title IX)

I certify the following provisions in accordance with records at the school contained in the permanent Title IX file, at least one copy of which must be maintained in the Principal's office, and to the best of my knowledge have completed the following tasks.

Established a gender equity committee at the high school. (list committee personnel and provide attachment if necessary)

Name	Address	Phone	Title
(Supt., Principal, Student, Parent, Coach, Etc.)			
Anthony Russell	323 Shelby St. Frankfort	502.330.8298	Coach
Craig Foley	145 Palmer, Frankfort	502.803.5370	Athletic Director
Marge Wilhoite			Community Member
Chris Salyers	328 Shelby Street	502.875.8655	Asst. Principal
Rich Crowe			Superintendent
Sherrill Smith	328 Shelby Street	502.875.8661	Boys Soccer/Girls Tennis
Angie Hutcherson	315 Capital Ave.	502.875.4984	Girls parent rep
Jennifer Cardwell	506 Steele St.	502.696.0809	Girls parent rep

Scheduled a minimum of three meetings during the 2008-2009 school year on the following dates:

Designated the following person(s) as the Title IX coordinator for the school:

Name	Title	Address	Phone

Designated the following person(s) as the Title IX coordinator for the district:

Name	Title	Address	Phone

School personnel are continuing to make periodic reviews of the boys' and girls' athletics program reflected in the Corrective Action Plan.

In addition to the above information, the above referenced school maintains a complete permanent file relative to Title IX records including copies of the self-assessment audit, all corrective action plans, and other related materials.

Melissa E. Wainwright
Principal's Signature

April 13, 20 09
Date

Richard R. Crowe
Superintendent Signature

Melissa
School Board Chairpersons' Signature

(Send original copy to KHSAA - Maintain duplicate in Title IX school folder)



2008-2009
ACCOMMODATION OF INTERESTS AND ABILITIES
SUMMARY PROGRAM CHART T-1

KHSAA
 Form T1
 F:Forms/T1
 Rev.10/08

Participation Opportunities Test One

		(Column 1)	(Column 2)	(Column 3)	(Column 4)
	Program	Enrollment	Percentage of Total Enrollment	Number of Interscholastic Participants (double and triple count)	Percentage of Total Participation
Row 1	GIRLS	135	51.14	103	37.59
Row 2	BOYS	129	48.86	171	62.41
Row 3	Totals	264	100%	274	100%

Instructions: *Number of 8th grade students & below used in Column 3 and Column 4 calculations: 18

- 1) Determine the total number of girls enrolled, (place in Row 1, Column 1). Determine the total number of boys enrolled, (place in Row 2, Column 1).
- 2) Add the total number of girls and boys enrolled to determine total enrollment, (place in Row 3, Column 1).
- 3) Calculate the percentage of total enrollment that is female. (Divide Row 1, Column 1 by Row 3, Column 1 and place in Row 1, Column 2.) Calculate the percentage of total enrollment that is male. (Divide Row 2, Column 1 by Row 3, Column 1 and place in Row 2, Column 2.) Note: Row 1, Column 2 plus Row 2, Column 2 should total 100%.
- 4) Ask coaches to confirm the names of those individuals who are on the team as of the first **date of regular season competition**, and cross out the names of those who were cut from the team or quit the team prior to the first regular season competitive event. Determine the total number of interscholastic athletics participants that are girls, (and place in Row 1, Column 3). In order to determine the total number of athletics participants, an individual should be counted each time he or she participates on a team. For example, if Jane Doe competes on the varsity volleyball team, the junior varsity volleyball team, the junior varsity basketball team, and the varsity softball team, she should be counted as four participants (**do not include club or intramural sports participants, cheerleaders, dance teams, or pom squads**). Calculate the same way for boys and girls. * In addition, should 8th grade students and below play on a Freshman, Junior Varsity, or Varsity team, they should also be counted for each team and sport on which they participate. If applicable, please asterisk in the above notation as to how many 8th grade students & below are included in the totals.
 Using the same procedure, determine the total number of interscholastic athletic participants that are boys, (and place in Row 2, Column 3). Add Row 1, Column 3 plus Row 2, Column 3 to get total participants and place in Row 3, Column 3.
- 5) Calculate the percentage of female participation. (Row 1, Column 3 divided by Row 3, Column 3 and place in Row 1, Column 4.) Calculate the percentage of male participation. (Row 2, Column 3 divided by Row 3, Column 3 and place in Row 2, Column 4.) Note: Row 1, Column 4 plus Row 2, Column 4 should total 100%.

Note: While being within three percent is not a formal compliance standard; if the percent listed in Row 1, Column 4 is within 3% of Row 1, Column 2, then it provides a good target within which compliance is likely.

Principal's Signature: Melissa S. Wancey Date: 4/13/09

2008-2009
ACCOMMODATION OF INTERESTS AND ABILITIES
SUMMARY PROGRAM CHART T-2

KHSAA
 Form T2
 Rev. 12/08

Participation Opportunities Test Two

		Column 1	Column 2	Column 3	Column 4	Column 5
Program		Number of Teams Currently Offered	Number of Participants	Number of Teams Added Since the beginning of the 2004-2005 School Year	Number of participants for the 2008-09 school year who are playing on teams added since the 2004-05 school year	Percent of Total Participation By Sex Added Since the beginning of the 2004-2005 School Year
GIRLS	Row 1	varsity:	8	83	n/a	0
	Row 2	j.v.:	3	12	n/a	0
	Row 3	frosh:	1	8	n/a	0
	Row 4	total:	12	103	n/a	
BOYS	Row 5	varsity:	9	105	n/a	0
	Row 6	j.v.:	3	57	n/a	0
	Row 7	frosh:	1	9	n/a	0
	Row 8	total:	13	171	n/a	

- 1) For Column 1, list the number of interscholastic teams offered for girls and boys at each competitive level (varsity, junior varsity, and freshman). For girls, total each of the entries in Rows 1, 2, and 3 into Row 4. For boys, total Rows 5, 6, and 7 into Row 8.
- 2) For Column 2, list the number of participants at each level. For girls, total each of the entries in Rows 1, 2, and 3 into Row 4. For boys, total Rows 5, 6, and 7 into Row 8. **Note:** The totals in Row 4 for girls and in Row 8 for boys must be the same as the totals in Form T-1, Column 3, Rows 1 and 2 respectively.
- 3) For Column 3, list the number of interscholastic teams that have been added in the last five years at each competitive level. Count each team added during the 5 year period only one time. e.g. Girl's junior varsity soccer was added 3 years ago, count the team only once, not 3 times. For girls, total the entries in Rows 1, 2, and 3 into Row 4. For boys, total Rows 5, 6, and 7 into Row 8.
- 4) For Column 4, list the number of participants that are **currently** on each level of the teams that were added in the last five years. If a team was added previously but no longer exists, there are no current participants to be added for that team. For girls, total the entries in Rows 1, 2, and 3 into Row 4. For boys, total Rows 5, 6, and 7 into Row 8.
- 5) For Column 5, calculate the percentage of participants that have been added in the last five years. For girls, take the number in Column 4, Row 4 and divide by the number in Column 2, Row 4. For boys, take the number in Column 4, Row 8 and divide it by the number in Column 2, Row 8.

Note: If the percentage of current participants added in the last five years is 25% or greater, compliance with Test Two may be possible. If less than 25%, then compliance with Test Three should be analyzed. **CAUTION:** 25% is not a formal compliance standard.

Principal's Signature: Melissa E. Wainwright Date: 4/13/09

2008-2009
ACCOMMODATION OF INTERESTS AND ABILITIES
SUMMARY PROGRAM CHART T-3

KHSAA
 Form T3
 Rev. 12/08

Participation Opportunities Test Three

FOR ANY QUESTION ANSWERED "YES" IDENTIFY THE RESPECTIVE SPORT(S).

	GIRLS (Yes / No)	BOYS (Yes / No)
1. For a sport <u>not</u> currently offered in your interscholastic athletics program, is there sufficient interest to form a viable interscholastic team based on participation on an <u>intramural team</u> .	no	No
2 For a sport <u>not</u> currently offered, is there sufficient interest, based on the responses to your most recent Student Interest Survey, to form a viable <u>interscholastic team</u> for a sport not currently offered. If yes, what sport?	Yes, volleyball	No
3. For a sport currently offered at the junior varsity or freshman level is there sufficient interest, based on your most recent Student Interest Survey, to form a <u>varsity team</u> not currently offered?	No	No
4. For a sport currently offered at the varsity level only, is there sufficient interest, based on your most recent Student Interest Survey, to form a viable team for a <u>junior varsity or freshman team</u> that is not currently offered?	No	No
5. If you answered YES to question (1), (2), (3), or (4), are there enough high schools in the geographic area offering the sport (at the appropriate level) to allow for the development of a reasonable schedule of competition?	Yes	No

Plans to Address Interest:

After administering the Student Interest Survey in 08 it was determined that our student body was interested in the addition of volleyball for girls. After much discussion with our students and our Board of Education another meeting was held after school hours on April 8th 2009. At this meeting 4 girls attended and at school another 4 expressed interest. Due to the numbers at the last meeting we will not be pursuing volleyball for the 2009 season. We will do another meeting towards the end of the year for interest and depending on the numbers then we will address the issue. Next year is another year for the Student Interest Survey so we will then look into addressing the issue then.

Principal's Signature : Melissa S. Wangert Date: 4/13/09



2008-2009
ACCOMODATION OF INTERESTS AND ABILITIES
SUMMARY PROGRAM CHART T-4

KHSAA
 Form T4
 F-Forms/T4
 Rev.12/08

Levels of Competition Test One

		Column 1	Column 2	Column 3
Girls	Team Levels	Number of Teams Currently Offered	Number of Participants	Percentage of Participants at Each Level
Row 1	varsity:	8	83	80.58
Row 2	j.v.:	3	12	11.65
Row 3	frosh:	1	8	7.76
Row 4	total:	12	103	100%
Boys				
Row 5	varsity:	9	105	61.40
Row 6	j.v.:	3	57	33.33
Row 7	frosh:	1	9	5.26
Row 8	total:	13	171	100%

- 1) Column 1, list the number of interscholastic teams offered for girls and boys at each competitive level; varsity, junior varsity, and freshman. (Refer to Form T-2, Accommodation of Interests and Abilities, Summary Program Chart 2, Column 1.)
- 2) For Column 2, list the number of participants at each level. For girls, total the entries in Rows 1, 2, and 3 into Row 4. For boys, total the entries in Rows 5, 6, and 7 into Row 8. (Refer to Form T-2, Accommodation of Interests and Abilities, Summary Program Chart 2, Column 2.)
- 3) For Column 3, calculate the percentage of female and male participants at each level.
 For girls' varsity, junior varsity, and frosh, respectively:
 - Divide Column 2, Row 1 by Column 2, Row 4, and place the percentage in Column 3, Row 1
 - Divide Column 2, Row 2 by Column 2, Row 4, and place the percentage in Column 3, Row 2.
 - Divide Column 2, Row 3 by Column 2, Row 4, and place the percentage in Column 3, Row 3.
 -
 For boys' varsity, junior varsity, and frosh, respectively:
 - Divide Column 2, Row 5 by Column 2, Row 8, and place the percentage in Column 3, Row 5.
 - Divide Column 2, Row 6 by Column 2, Row 8, and place the percentage in Column 3, Row 6.
 - Divide Column 2, Row 7 by Column 2, Row 8, and place the percentage in Column 3, Row 7.

Principal's Signature: Melissa S. Wainwright Date: 4/13/09

2008-2009 KHSAA TITLE IX ATHLETICS AUDIT

KHSAA
Form T41
Rev. 12/08

Checklist - Overall Interscholastic Athletics Program

DIRECTIONS:

For the Areas of Compliance (Opportunities and Benefits) listed on the left hand side of the page, place a checkmark under the appropriate column identifying whether your school provided an advantage to the Girls' Program, or to the Boys' Program or to Neither Program. A review of T-35 and T-36 spending patterns might be helpful in completing this form.

Areas of Compliance:	ADVANTAGE TO:		
	GIRLS' PROGRAM	BOYS' PROGRAM	NEITHER PROGRAM
OPPORTUNITIES			
Accommodation of Interest and Abilities		x	
BENEFITS			
Equipment and Supplies			X
Scheduling of Games and Practice Time			X
Travel and Per Diem Allowances			X
Coaching			X
Locker Rooms, Practice and Competitive Facilities			X
Medical and Training Facilities and Services			X
Publicity			X
Support Services			X
Athletic Scholarships			X
Tutoring			X
Any meals provided for home			X

If an advantage is shown, corrective action should be shown on T-60 (Corrective Action Plan).

Principal's Signature: Melissa S. Wainwright Date: 4/13/09

SCHOOL NAME _____

2008-2009

TITLE IX

CORRECTIVE ACTION PLAN

DIRECTIONS:

1. For Column 1, indicate the intended area (Opportunities or Benefits) which needs corrective action in order to achieve gender equity. For Column 2, write the suggested change or activities that will correct the area in need of alteration. For Column 3, include the estimated completion date for the changes or activities.
2. It is possible to attain compliance with Title IX and no longer need "corrective" action. However, the KHSAA strongly encourages compliant schools to identify items for improvement (Column 1), activities to accomplish the improvement (Column 2) and a timetable for completion (Column 3) that will strengthen the athletic program.
3. You may copy this form as needed. Please attach corrective action plans along with audit forms and submit by April 15, 2009.

COLUMN 1 ITEM FOR CORRECTION/ IMPROVEMENT	COLUMN 2 SUGGESTED CHANGE/ ACTIVITIES	COLUMN 3 SCHOOL YEAR, COMPLETION DATE OF CORRECTION FOR PROJECT
# of Female Athletes	Get more girls from the building involved	2009-2010
Accommodation of Interest	Implement Volleyball	On Wednesday April 8 th 2009, had a meeting after school and had 4 Girls show up. Had another couple at school express interest. Due to lack of interest in after school hours, we will look into the addition of volleyball next year.

Principal's Signature: Melissa S. Wainwright Date: 4/13/09

**2008-2009
ACTUAL EXPENDITURES - PROGRAM COMPARISON CHART 1
TO INCLUDE BOOSTER CLUB FUNDING**

	equipment and supplies		travel		awards		coaches' salaries (to include supplemental and extended employment; dollar amount required)		facilities improvements		publications (if sport-specific)	
	Expenditures		Expenditures		Expenditures		Expenditures		Expenditures		Expenditures	
	School	Booster	School	Booster	School	Booster	School	Booster	School	Booster	School	Booster
G basketball	4099		75		625		7000					
B basketball	5058				361		7000					
G softball	4399				523		3250					
B baseball	3486		39		187		3250					
G cross country	1314				805		600					
B cross country	1314				805		600					
G golf	929				296		1200					
B golf	744				161		1200					
G soccer	2368				1408		5500					
B soccer	938				2787		10500					
G swimming	432				71		800					
B swimming	432				71		800					

Total expenditures on I-25 and I-26 on the 2008-2009 year report due by April 15, 2009, should reflect the total monies spent (rounded off to nearest dollar) for the entire school year of 2007-2008 ending June 30, 2008.
2. Booster Club Funding/Contributions must be included in the above expenditures total. (Note: It is illegal for coaches to be paid by Booster Clubs - Reference KHSAA Bylaw 27)

Principal's Signature: Melissa S. Wauson **Date:** 4/13/09

**2008-2009
ACTUAL EXPENDITURES - PROGRAM COMPARISON CHART 2
TO INCLUDE BOOSTER CLUB FUNDING**

	equipment and supplies		travel		awards		coaches' salaries (to include supplemental and extended employment; dollar amount required)			facilities improvements		publications (if sport-specific)	
	Expenditures		Expenditures		Expenditures		Expenditures			Expenditures		Expenditures	
	School	Booster	School	Booster	School	Booster	School	# of Coaches for all levels / # of Teams for all levels	School	Booster	School	Booster	
G track			8		166		1250	1 / 1					
B track			8		166		1250	1 / 1					
G tennis	572				204		1600	1 / 1					
B tennis	1141				299		1400	1 / 1					
G volleyball	n/a		n/a		n/a		n/a						
B wrestling	n/a		n/a		n/a		n/a						
G (list sport)	n/a		n/a		n/a		n/a						
B football	8768		311		1757		10,000	7 / 2					
G weight room													
B weight room													

1. Total expenditures on T-35 and T-36 on the 2008-2009 year report due by April 15, 2009, should reflect the total monies spent (rounded off to nearest dollar) for the entire school year of 2007-2008 ending June 30, 2008.

2. Booster Club Funding/Contributions must be included in the above expenditures totals. Indicate percentage of total expenditures for each gender: (If disparities are obvious, list on your Corrective Action Plan (T-60) what action you will take to correct the problem).

Gender	Expenditures	Percentage
Boys	\$39,494	171
Girls	\$65,368	103
Total:	\$104,862	100%

230.95
624.64
303.44
382.26

Principal's Signature: Melissa S. Wainwright Date: 7/13/09

**2008-2009
ACTUAL EXPENDITURES - PROGRAM COMPARISON CHART 1
TO INCLUDE BOOSTER CLUB FUNDING**

	equipment and supplies		travel		awards		coaches' salaries (to include supplemental and extended employment; if other amount required)		facilities improvements		publications (if sport-specific)	
	Expenditures		Expenditures		Expenditures		Expenditures		Expenditures		Expenditures	
	School	Booster	School	Booster	School	Booster	School	Booster	School	Booster	School	Booster
G basketball	4099				625		7000					
B basketball	5058				361		7000					
G softball	4399				523		3250					
B baseball	3486				187		3250					
G cross country	1314				805		600					
B cross country	1314				805		600					
G golf	929				296		1200					
B golf	744				161		1200					
G soccer	2368				1408		5500					
B soccer	938				2787		10500					
G swimming	432				71		800					
B swimming	432				71		800					
Total Expenditures on I-25 and I-26 on the 2008-2009 year report due by April 15, 2009, should reflect the total expenditures spent (attach)												

off to nearest dollar) for the entire school year of 2007-2008 ending June 30, 2008.
2. Booster Club Funding/Contributions must be included in the above expenditures total. (Note: It is illegal for coaches to be paid by Booster Clubs - Reference KHSAA Bylaw 27)

Principal's Signature: _____

Date: _____

**2008-2009
ACTUAL EXPENDITURES - PROGRAM COMPARISON CHART 2
TO INCLUDE BOOSTER CLUB FUNDING**

	equipment and supplies		travel		awards		coaches' salaries (to include supplemental and extended employment; dollar amount required)			facilities improvements		publications (if sport-specific)	
	Expenditures		Expenditures		Expenditures		Expenditures			Expenditures		Expenditures	
	School	Booster	School	Booster	School	Booster	School	Booster	# of Coaches / for all levels / # of Teams for all levels	School	Booster	School	Booster
G track					166		1250		1 / 1				
B track					166		1250		1 / 1				
G tennis	572				204		1600		1 / 1				
B tennis	1141				299		1400		1 / 1				
G volleyball	n/a		n/a		n/a		n/a		/				
B wrestling	n/a		n/a		n/a		n/a		/				
G (list sport)	n/a		n/a		n/a		n/a		/				
B football	8768				1757		10,000		7 / 2				
G weight room									/				
B weight room									/				

1. Total expenditures on T-35 and T-36 on the 2008-2009 year report due by April 15, 2009, should reflect the total monies spent (rounded off to nearest dollar) for the entire school year of 2007-2008 ending June 30, 2008.

2. Booster Club Funding/Contributions must be included in the above expenditures totals.

Indicate percentage of total expenditures for each gender: (If disparities are obvious, list on your Corrective Action Plan (T-60) what action you will take to correct the problem).

Gender	Expenditures	Percentage
Girls	\$39,494	37.66 % on 37.59 of female participants (\$383)
Boys	\$65,368	62.34 % on 62.41 of male participants (\$375)
Total:	\$104,862	100%

Principal's Signature: _____

Date: _____

Frankfort High School Athletic Awards Policy

Mission Statement (2009/2010)

The mission of the Frankfort High School Athletics is to ensure that teams and individuals, regardless of gender, are recognized for their accomplishments while playing for and representing Frankfort High School athletics. The following are simple some suggestions/recommendations for honoring our athletes. Although it isn't mandatory to follow it is highly recommended as to ensure equality across genders.

Team Accomplishments

Team Awards Banquets/Ceremonies/Receptions

Each sport shall conduct an end of the season awards event to recognize/honor the athletes for team or individual accomplishments during their season. Expenses that are incurred will be paid for out of the individual sports yearly budget. (The coaching staffs may recognize all their kids with a small item or recognize certain awards specified to AD/Principal)

Team Accomplishments for Display

Individual teams regardless of gender, shall have significant team/individual accomplishment displayed via trophies, photo and/or banner. The following are examples of accomplishments to be honored:

Conference Championships

District Championships

Regional Championships (runner-ups)

State Championships (runner-ups)

Individual Championships may be rewarded with certificates/plaques/trophies/etc.

Letterman Awards

Each sport, regardless of gender, shall recognize individual athletes who have earned a Varsity Letter/bar. Letterman awards for all athletes shall be made of the same style and make. These bars/letters will be ordered by the Athletic Director to ensure equality.

Monetary Guidelines suggested:

Awards: \$10 x number of players (ex. FB has 30 players, 30 x 10 = 300 dollars on awards)

Senior Gifts: \$20 x number of seniors (if 4 year senior \$40 per 4 year participant)

Recognition of Seniors:

Seniors shall be recognized on senior night of their respective sports. Gift should be small and equal to the gift the opposite gender receives in the parallel sport. Parents may be recognized as well with a flower for Mom. Any senior that has been a part of the program for 4+ years may be eligible for an extra gift not to exceed \$40 in price if coach so desires.

Estimated Expenditures

Sport: _____

Budget year: 2007-2008

Coach: _____

School: _____

Total Budget: _____

Expenditures:

Estimated Amount:

New Equipment _____

Replaced Equipment _____

Awards (Banquet) _____

Awards (Seniors) _____

Tourney/Entry Fees/Dues _____

Reconditioning _____

Clinics _____

Coaches Gear _____

Spirit Packs/T-shirts (player) _____

Game/practice Balls _____

Game/practice Equipment _____

Meals _____

Misc. _____

Misc. _____

Misc. _____

Total: _____

Guidelines for working up budget:

Awards @\$10.00 x number of players

Coaches Gear @\$40.00 x number of coaches


Travel Gear @\$70.00 x number of players

Senior Gifts @\$40.00 x number of seniors

Only guidelines, not mandatory to use. I would prefer that you try to come in as close as possible to your budget. Although we are not under KDE control any longer we still DO NOT have excess money to burn.

We still HAVE to work hard in the fundraising areas.

This is what we have used in the past.



FRANKFORT HIGH SCHOOL PANTHERS

328 SHELBY STREET, FRANKFORT, KY 40601
502-875-8655 FAX 502-875-8657

Melissa Wainwright
Principal

Chris Salyers
Asst. Principal

Tammy Stratton
Counselor

Craig Foley
Athletics

April 13, 2009

Title IX Auditors
Kentucky High School Athletic Association

In reference to the transportation cost section of the Title IX report, forms T-35 and T-36, this is to inform you that the Frankfort Independent School District operates under the MUNIS accounting system. Upon inquiring with our Financial Officer about obtaining the individual transportation costs for each sport, it was explained to me that transportation is documented in an activity account that includes all sports, field trips, academic trips, etc. together and does not sort these expenses. Our district does charge each sport for transportation if used for practices and away scrimmages. Other than that, everything is included in the MUNIS report.

It is because of this MUNIS accounting system the Frankfort Independent School District operates on that I can not include transportation costs in the Title IX T-35/T-36 forms.

Craig Foley
Athletic Director

Team	Total Spending	Benefit	Amount	Explanation
Girls Basketball	11799			
Boys Basketball	12419	XX	620	
Softball	8172	XX	1210	
Baseball	6962			no seniors on last years team to honor for senior night and banquet
Cross Country	2719			
Girls Golf	2425	XX	320	
Boys Golf	2105			
Swimming	1303			
Track	1424			
Girls Tennis	2376			
Boys Tennis	2840	XX	464	bought a new piece of equipment (both sports use though)
Football	20816			
Girls Soccer	9276			
Boys Soccer	14780	XX	5504	Boys soccer has 1 extra coach, had more seniors to honor on team.