

**KHSAA TITLE IX
ANNUAL REPORT SUBMISSION
STATUS REPORT
2008-2009**

KHSAA
Form T65
Revised 4/09

TO: KHSAA Member School Superintendents, Principals, and Athletic Directors

FROM: Brigid L. DeVries, Commissioner
Darren Bilberry, Assistant Commissioner

DATE: 4-30-2009

School	Henry County High School	Reviewed by	Reba Woodall
--------	--------------------------	-------------	--------------

The following is a status report regarding the required 2008 - 2009 Title IX Annual Report submission of forms due into the KHSAA office by April 15, 2009. Appropriate KHSAA Audit Team personnel have reviewed these forms and the following is a summary of this review.

I. Checklist of Forms properly submitted in a satisfactory manner:

x	GE 19 (Annual Verification)	x	T-35 (Budget Expenses)
x	T-1 (Summary Program Chart 1)	x	T-36 (Budget Expenses)
x	T-2 (Summary Program Chart 2)	x	T-41 (Checklist – Overall Interscholastic Program)
x	T-3 (Summary Program Chart 3)	x	T-60 (Corrective Action Plan)
x	T-4 (Summary Program Chart 4)	na	T-63 (Interscholastic Survey Results)

II. Status

A.	X	2008 – 2009 Forms are satisfactory and no further information or action is necessary at this time.
B.		Errors have been noted with respect to the following forms:
C.		The following forms were omitted and must be submitted by school representatives:
D.	X	According to the 2008-2009 data, the school appears to be meeting the standards established in: <input type="checkbox"/> Test 1 (Athletic participation is proportionate to enrollment) <input type="checkbox"/> Test 2 (History and continuing practice of program expansion) <input checked="" type="checkbox"/> Test 3 (Full and effective accommodation of interests and abilities)
E.	X	Other Recommendation and Comments: 1. Thank you for all your explanations and a good report.



KENTUCKY HIGH SCHOOL ATHLETIC ASSOCIATION 2008-2009 ANNUAL VERIFICATION OF TITLE IX PROCEDURES

KHSAA Form GE19
F-Forms/GE19
Rev.12/08

(To be submitted by April 15, 2009 along with other required forms)

APR 17 2009

The Henry County High School, New Castle, Kentucky
 (Name of High School) (City)

certifies to the Kentucky High School Athletic Association that the following is an accurate and true representation of the facts surrounding compliance with 20 U.S.C. Sections 1681-1688, et. Seq. (also known as Title IX)

I certify the following provisions in accordance with records at the school contained in the permanent Title IX file, at least one copy of which must be maintained in the Principal's office, and to the best of my knowledge have completed the following tasks.

Established a gender equity committee at the high school. **(List committee personnel and provide attachment if necessary)**

Name	Address	Phone	Title (Supt., Principal, Student, Parent, Coach, Etc.)
See Attachment			

Scheduled a minimum of three meetings during the 2008-2009 school year on the following dates:

11-12-08
2-10-09
4-14-09

Designated the following person(s) as the Title IX coordinator for the school:

Name	Title	Address	Phone
Todd Gilley	Athletic Director	1120 Eminence Rd. New Castle Ky. 40050	502-845-8670

Designated the following person(s) as the Title IX coordinator for the district:

Name	Title	Address	Phone
Denise Perry	DPP	326 S. Main St. New Castle Ky. 40050	502-845-8600

School personnel are continuing to make periodic reviews of the boys' and girls' athletics program reflected in the Corrective Action Plan.

In addition to the above information, the above referenced school maintains a complete permanent file relative to Title IX records including copies of the self-assessment audit, all corrective action plans, and other related materials.


Principal's Signature

4-14-2009
Date


Superintendent Signature


School Board Chairpersons' Signature

(Send original copy to KHSAA - Maintain duplicate in Title IX school folder)

HENRY COUNTY HIGH SCHOOL
2009
GENDER EQUITY COMMITTEE

NAME	TITLE	ADDRESS	PHONE
Denise Perry	DDP	326 S. Main St. New Castle, KY 40050	845-8600
Jim Masters	Principal	1120 Eminence Rd. New Castle, KY 40050	845-8670
Todd Gilley	Athletic Director Girls Basketball	1120 Eminence Rd. New Castle, KY 40050	845-8670
Jon Kasten	Volleyball Coach	326 Smith St. New Castle, KY 40050	845-8660
Lyndon Johnson	Football coach/ parent	485 Oakwood Circle Pendelton, Ky 40055	743-5752
Mark Vaughn	Parent	125 Mockingbird Dr. New Castle, Ky. 40050	845-5196
Sonja Riggins	Parent	202 Main St. Pleasureville, KY 40057	706-0115
Kelsey Mings	Student	PO Box 494 New Castle, Ky. 40050	845-5400
Brad Taylor	Student	1458 Fallen Timber Rd. New Castle, KY 40050	845-4162



2008-2009
ACCOMMODATION OF INTERESTS AND ABILITIES
SUMMARY PROGRAM CHART T-1

KHSAA
 Form T1
 F-Forms/T1
 Rev. 10/08

Participation Opportunities Test One

		(Column 1)	(Column 2)	(Column 3)	(Column 4)
	Program	Enrollment	Percentage of Total Enrollment	Number of Interscholastic Participants (double and triple count)	Percentage of Total Participation
Row 1	GIRLS	302	46	157	40
Row 2	BOYS	348	54	238	60
Row 3	Totals	650	100%	395	100%

Instructions:

*Number of 8th grade students & below used in Column 3 and Column 4 calculations: 37

- Determine the total number of girls enrolled, (place in Row 1, Column 1). Determine the total number of boys enrolled, (place in Row 2, Column 1).
- Add the total number of girls and boys enrolled to determine total enrollment, (place in Row 3, Column 1).
- Calculate the percentage of total enrollment that is female. (Divide Row 1, Column 1 by Row 3, Column 1 and place in Row 1, Column 2.) Calculate the percentage of total enrollment that is male. (Divide Row 2, Column 1 by Row 3, Column 1 and place in Row 2, Column 2.) Note: Row 1, Column 2 plus Row 2, Column 2 should total 100%.
- Ask coaches to confirm the names of those individuals who are on the team as of the first **date of regular season competition**, and cross out the names of those who were cut from the team or quit the team prior to the first regular season competitive event. Determine the total number of interscholastic athletics participants that are girls, (and place in Row 1, Column 3). In order to determine the total number of athletics participants, an individual should be counted each time he or she participates on a team. For example, if Jane Doe competes on the varsity volleyball team, the junior varsity volleyball team, the junior varsity basketball team, and the varsity softball team, she should be counted as four participants (**do not include club or intramural sports participants, cheerleaders, dance teams, or pom squads**). Calculate the same way for boys and girls. * In addition, should 8th grade students and below play on a Freshman, Junior Varsity, or Varsity team, they should also be counted for each team and sport on which they participate. If applicable, please asterisk in the above notation as to how many 8th grade students & below are included in the totals.
 Using the same procedure, determine the total number of interscholastic athletic participants that are boys, (and place in Row 2, Column 3). Add Row 1, Column 3 plus Row 2, Column 3 to get total participants and place in Row 3, Column 3.
- Calculate the percentage of female participation. (Row 1, Column 3 divided by Row 3, Column 3 and place in Row 1, Column 4.) Calculate the percentage of male participation. (Row 2, Column 3 divided by Row 3, Column 3 and place in Row 2, Column 4.) Note: Row 1, Column 4 plus Row 2, Column 4 should total 100%.

Note: While being within three percent is not a formal compliance standard; if the percent listed in Row 1, Column 4 is within 3% of Row 1, Column 2, then it provides a good target within which compliance is likely.

Principal's Signature: Jeri Masters Date: 4-14-09

2008-2009
ACCOMMODATION OF INTERESTS AND ABILITIES
SUMMARY PROGRAM CHART T-2


KHSAA
 Form T2
 Rev. 12/08

Participation Opportunities Test Two

		Column 1	Column 2	Column 3	Column 4	Column 5
Program		Number of Teams Currently Offered	Number of Participants	Number of Teams Added Since the beginning of the 2004-2005 School Year	Number of participants for the 2008-09 school year who are playing on teams added since the 2004-05 school year	Percent of Total Participation By Sex Added Since the beginning of the 2004-2005 School Year
GIRLS	Row 1	varsity: 8	91	2	20	
	Row 2	j.v.: 4	41			
	Row 3	frosh: 2	25			
	Row 4	total: 14	157	2	20	13%
BOYS	Row 5	varsity: 7	128	1	14	
	Row 6	j.v.: 4	65			
	Row 7	frosh: 3	45			
	Row 8	total: 14	238			6%

- 1) For Column 1, list the number of interscholastic teams offered for girls and boys at each competitive level (varsity, junior varsity, and freshman). For girls, total each of the entries in Rows 1, 2, and 3 into Row 4. For boys, total Rows 5, 6, and 7 into Row 8.
- 2) For Column 2, list the number of participants at each level. For girls, total each of the entries in Rows 1, 2, and 3 into Row 4. For boys, total Rows 5, 6, and 7 into Row 8. **Note:** The totals in Row 4 for girls and in Row 8 for boys must be the same as the totals in Form T-1, Column 3, Rows 1 and 2 respectively.
- 3) For Column 3, list the number of interscholastic teams that have been added in the last five years at each competitive level. Count each team added during the 5 year period only one time. e.g. Girl's junior varsity soccer was added 3 years ago, count the team only once, not 3 times. For girls, total the entries in Rows 1, 2, and 3 into Row 4. For boys, total Rows 5, 6, and 7 into Row 8.
- 4) For Column 4, list the number of participants that are **currently** on each level of the teams that were added in the last five years. If a team was added previously but no longer exists, there are no current participants to be added for that team. For girls, total the entries in Rows 1, 2, and 3 into Row 4. For boys, total Rows 5, 6, and 7 into Row 8.
- 5) For Column 5, calculate the percentage of participants that have been added in the last five years. For girls, take the number in Column 4, Row 4 and divide by the number in Column 2, Row 4. For boys, take the number in Column 4, Row 8 and divide it by the number in Column 2, Row 8.

Note: If the percentage of current participants added in the last five years is 25% or greater, compliance with Test Two may be possible. If less than 25%, then compliance with Test Three should be analyzed. **CAUTION:** 25% is not a formal compliance standard.

Principal's Signature: 

Date: 4-14-09

2008-2009
ACCOMMODATION OF INTERESTS AND ABILITIES
SUMMARY PROGRAM CHART T-3

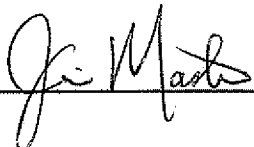
KHSAA
 Form T3
 Rev. 12/08

Participation Opportunities Test Three

FOR ANY QUESTION ANSWERED "YES" IDENTIFY THE RESPECTIVE SPORT(S).

	GIRLS (Yes / No)		BOYS (Yes / No)
1. For a sport <u>not</u> currently offered in your interscholastic athletics program, is there sufficient interest to form a viable interscholastic team based on participation on an <u>intramural team</u> .	NO		NO
2 For a sport <u>not</u> currently offered, is there sufficient interest, based on the responses to your most recent Student Interest Survey, to form a viable <u>interscholastic team</u> for a sport not currently offered. If yes, what sport?	NO		NO
3. For a sport currently offered at the junior varsity or freshman level is there sufficient interest, based on your most recent Student Interest Survey, to form a <u>varsity team</u> not currently offered?	NO		NO
4. For a sport currently offered at the varsity level only, is there sufficient interest, based on your most recent Student Interest Survey, to form a viable team for a <u>junior varsity or freshman team</u> that is not currently offered?	NO		NO
5. If you answered YES to question (1), (2), (3), or (4), are there enough high schools in the geographic area offering the sport (at the appropriate level) to allow for the development of a reasonable schedule of competition?	NA		NA

Plans to Address Interest:

Principal's Signature :  Date: 4-14-09



2008-2009
ACCOMODATION OF INTERESTS AND ABILITIES
SUMMARY PROGRAM CHART T-4

KHSAA
 Form T4
 F:Forms/T4
 Rev.12/08

Levels of Competition Test One

		Column 1	Column 2	Column 3
Girls	Team Levels	Number of Teams Currently Offered	Number of Participants	Percentage of Participants at Each Level
Row 1	varsity:	8	91	58
Row 2	j.v.:	4	41	26
Row 3	frosh:	2	25	16
Row 4	total:		157	100%
Boys				
Row 5	varsity:	7	128	54
Row 6	j.v.:	4	65	27
Row 7	frosh:	3	45	19
Row 8	total:		238	100%

- Column 1, list the number of interscholastic teams offered for girls and boys at each competitive level; varsity, junior varsity, and freshman. (Refer to Form T-2, Accommodation of Interests and Abilities, Summary Program Chart 2, Column 1.)
- For Column 2, list the number of participants at each level. For girls, total the entries in Rows 1, 2, and 3 into Row 4. For boys, total the entries in Rows 5, 6, and 7 into Row 8. (Refer to Form T-2, Accommodation of Interests and Abilities, Summary Program Chart 2, Column 2.)
- For Column 3, calculate the percentage of female and male participants at each level.
 For girls' varsity, junior varsity, and frosh, respectively:
 - Divide Column 2, Row 1 by Column 2, Row 4, and place the percentage in Column 3, Row 1
 - Divide Column 2, Row 2 by Column 2, Row 4, and place the percentage in Column 3, Row 2.
 - Divide Column 2, Row 3 by Column 2, Row 4, and place the percentage in Column 3, Row 3.
 For boys' varsity, junior varsity, and frosh, respectively:
 - Divide Column 2, Row 5 by Column 2, Row 8, and place the percentage in Column 3, Row 5.
 - Divide Column 2, Row 6 by Column 2, Row 8, and place the percentage in Column 3, Row 6.
 - Divide Column 2, Row 7 by Column 2, Row 8, and place the percentage in Column 3, Row 7.

Principal's Signature: J. Masterson Date: 4-14-09

**2008-2009
ACTUAL EXPENDITURES - PROGRAM COMPARISON CHART 1
TO INCLUDE BOOSTER CLUB FUNDING**

	equipment and supplies		travel		awards		coaches' salaries (to include supplemental and extended employment; dollar amount required)			facilities improvements		publications (if sport-specific)	
	Expenditures		Expenditures		Expenditures		Expenditures			Expenditures		Expenditures	
	School	Booster	School	Booster	School	Booster	School	# Coaches for all levels / # Teams for all levels	School	Booster	School	Booster	School
G basketball	5694	3255	3494	2106	1070		16094	3 / 3	5750		350		
B basketball	10427	1954	3158	1198	70	1900	15111	3 / 3	5750		350		
G softball	1595	3450	3600	2122	170	200	7387	3 / 3	14500				
B baseball	3392		4100		165		7724	3 / 3	9940				
G cross country	441		570		25		2987	2 / 1	3000				
B cross country	441		570		25		2987	2 / 1	3000				
G golf	2078		400		60		1655	1 / 2	2250		350		
B golf	516		400		30		1655	1 / 2	2250		350		
G soccer	1015		1504		75	430	2601	1 / 1	6000				
B soccer	135		1242		75		2601	1 / 1	6000				
G swimming		137		450	20	25		1 / 1					
B swimming													

1. Total expenditures on T-35 and T-36 on the 2008-2009 year report due by April 15, 2009, should reflect the total monies spent (rounded off to nearest dollar) for the entire school year of 2007-2008 ending June 30, 2008.
2. Booster Club Funding/Contributions must be included in the above expenditures total. (Note: It is illegal for coaches to be paid by Booster Clubs - Reference KHSAA Bylaw 27)

Principal's Signature: *Jac M... ..* Date: 4-14-09

**2008-2009
ACTUAL EXPENDITURES - PROGRAM COMPARISON CHART 2
TO INCLUDE BOOSTER CLUB FUNDING**

	equipment and supplies		travel		awards		coaches' salaries (to include supplemental and extended employment; dollar amount required)		facilities improvements		publications (if sport-specific)	
	School	Booster	School	Booster	School	Booster	School	Booster	School	Booster	School	Booster
G track	1102		1024		110		5253		6000			
B track	1102		1024		110		5253		6000			
G tennis												
B tennis												
G volleyball	1114		1993		90		4022		2750		350	
B wrestling												
G (list sport)												
B football	14332	2314	1912	3127	100	3634	16775		9750		350	
G (list sport)												
B (list sport)												

1. Total expenditures on T-35 and T-36 on the 2008-2009 year report due by April 15, 2009, should reflect the total monies spent (rounded off to nearest dollar) for the entire school year of 2007-2008 ending June 30, 2008.

2. Booster Club Funding/Contributions must be included in the above expenditures totals. Indicate percentage of total expenditures for each gender: (If disparities are obvious, list on your Corrective Action Plan (T-60) what action you will take to correct the problem).

Gender	Expenditures	Percentage
Boys	\$ 154,866	56%
Girls	\$ 121,993	44%
Total:	\$ 276,859	100%

\$176 more per girl

\$657 per boy, \$177 per girl

J. Madala

Date: 4-14-09

Principal's Signature: _____
Copyright 1999, Good Sports, Inc., Title IX and Gender Equity Specialists. All rights reserved.

Expenditure Note:

Henry County High completed an Athletic Field House last year. This year the athletic department raised 75,000 dollars for equipment, flooring, lockers and other items. This facility has a new weight room for all our athletes to use. In addition there is a boys locker room, girls locker room, and a 60x80 work out room. When assessing the value for this facility to the athletic teams I used the following formula:

Football	13%
Softball	12%
Baseball	12%
Girls Soccer	8%
Boys Soccer	8%
Girls Track	8%
Boys Track	8%
Boys Basketball	7%
Girls Basketball	7%
Boys XC	4%
Girls XC	4%
Boys Golf	3%
Girls Golf	3%
Volleyball	3%

These figures are included in the facilities portion of forms T35 and T36.

Also During construction in our gym, there was an accident in the boys' locker room. A set of uniforms, some chairs, and some bags had to be replaced. This resulted in the boys expenditures being larger than expected.

Todd Gilley
Athletic Director/ Title IX coordinator
Henry County High School

2008-2009 KHSAA TITLE IX ATHLETICS AUDIT

KHSAA
Form T41
Rev. 12/08


Checklist - Overall Interscholastic Athletics Program

DIRECTIONS:

For the Areas of Compliance (Opportunities and Benefits) listed on the left hand side of the page, place a checkmark under the appropriate column identifying whether your school provided an advantage to the Girls' Program, or to the Boys' Program or to Neither Program. A review of T-35 and T-36 spending patterns might be helpful in completing this form.

Areas of Compliance:	ADVANTAGE TO:		
	GIRLS' PROGRAM	BOYS' PROGRAM	NEITHER PROGRAM
OPPORTUNITIES			
Accommodation of Interest and Abilities			X
BENEFITS			
Equipment and Supplies			X
Scheduling of Games and Practice Time			X
Travel and Per Diem Allowances			X
Coaching			X
Locker Rooms, Practice and Competitive Facilities			X
Medical and Training Facilities and Services			X
Publicity			X
Support Services			X
Athletic Scholarships			X
Tutoring			X
Any meals provided for home			X

If an advantage is shown, corrective action should be shown on T-60 (Corrective Action Plan).

Principal's Signature:  Date: 4-14-09



**KHSAA TITLE IX RE-VISIT
VERIFICATION OF FORMS
2008-2009 SCHOOL YEAR**

The

Henry County
High School

,

New Castle
City

, Kentucky

certifies to the KHSAA that the following is an accurate and true representation of the facts surrounding compliance with 20 V.S.C. Sections 1681-1688, it. Seq. (also known as Title IX).

The following persons are to be identified:

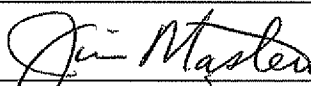

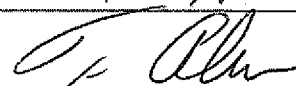
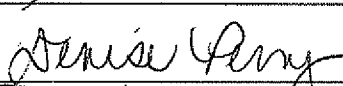

School District Title IX Coordinator:

Name	Denise Perry
Professional Title	DDP
Phone Number	(502) 845-8600
Address	326 S. Main St. New Castle Ky. 40050

School Title IX Coordinator:

Name	Todd Gilley
Professional Title	Athletic Director
Phone Number	(502) 845-8670
Address	1120 Eminence Road New Castle Ky. 40050

The following *signatures* verify the authenticity of the documents included:

	SIGNATURE	DATE
Principal		4-14-09
School Title IX Coordinator		4-14-09
Superintendent		4-14-09
District Title IX Coordinator		4-15-09
School Board Chairperson		4-14-09



**KHSAA TITLE IX RE-VISIT
VERIFICATION OF FORMS
2008-2009 SCHOOL YEAR**

School Name: Henry County

Gender Equity Review Committee Members:

MEMBER NAME	TITLE	SIGNATURE	DATE	(✓)*
Denise Perry	DDP	<i>Denise Perry</i>	4-15-09	✓
Todd Gilley	Athletic Director/ Coach	<i>Todd Gilley</i>	4-19-09	✓
Jim Masters	Principal	<i>Jim Masters</i>	4-14-09	✓
Jon Kasten	Volleyball Coach	<i>Jon Kasten</i>	4-19-09	✓
Lyndon Johnson	Football Coach/ Parent	<i>Lyndon Johnson</i>	4-14-09	✓
Mark Vaughn	Parent			
Sonja Riggins	Parent	<i>Sonja Riggins</i>	4-14-09	✓
Kelsey Mings	Student	<i>Kelsey Mings</i>	4-14-09	✓
Brad Taylor	Student	<i>Brad Taylor</i>	4-14-09	✓

- - Please check (✓) if Committee member has reviewed this final submission.

SCHOOL NAME

2008-2009
TITLE IX

KHSAA
Form 160
Rev. 12/08

Henry County

CORRECTIVE ACTION PLAN

DIRECTIONS:

1. For Column 1, indicate the intended area (Opportunities or Benefits) which needs corrective action in order to achieve gender equity. For Column 2, write the suggested change or activities that will correct the area in need of alteration. For Column 3, include the estimated completion date for the changes or activities.
2. It is possible to attain compliance with Title IX and no longer need "corrective" action. However, the KHSAA strongly encourages compliant schools to identify items for improvement (Column 1), activities to accomplish the improvement (Column 2) and a timetable for completion (Column 3) that will strengthen the athletic program.
3. You may copy this form as needed. Please attach corrective action plans along with audit forms and submit by April 15, 2009.

COLUMN 1	COLUMN 2	COLUMN 3
ITEM FOR CORRECTION/IMPROVEMENT	SUGGESTED CHANGE/ACTIVITIES	SCHOOL YEAR, COMPLETION DATE OF CORRECTION FOR PROJECT
Increase female participation	Start girls iv. Soccer Try to have a freshman volleyball team	2010
Review policies for spending.	Title ix committee look at awards and travel policies	2010

Principal's Signature:



Date:

4-14-09