



**KHSAA TITLE IX
ANNUAL REPORT SUBMISSION
STATUS REPORT
2008-2009**

KHSAA
Form T65
Revised 4/09

TO: KHSAA Member School Superintendents, Principals, and Athletic Directors

FROM: Brigid L. DeVries, Commissioner
Darren Bilberry, Assistant Commissioner

DATE: 5-4-2009

School	Louisville Collegiate High School	Reviewed by	Reba Woodall
--------	-----------------------------------	-------------	--------------

The following is a status report regarding the required 2008 - 2009 Title IX Annual Report submission of forms due into the KHSAA office by April 15, 2009. Appropriate KHSAA Audit Team personnel have reviewed these forms and the following is a summary of this review.

I. Checklist of Forms properly submitted in a satisfactory manner:

x	GE 19 (Annual Verification)	x	T-35 (Budget Expenses)
x	T-1 (Summary Program Chart 1)	x	T-36 (Budget Expenses)
x	T-2 (Summary Program Chart 2)	x	T-41 (Checklist – Overall Interscholastic Program)
x	T-3 (Summary Program Chart 3)	x	T-60 (Corrective Action Plan)
x	T-4 (Summary Program Chart 4)	na	T-63 (Interscholastic Survey Results)

II. Status

A.	X	2008 – 2009 Forms are satisfactory and no further information or action is necessary at this time.
B.		Errors have been noted with respect to the following forms:
C.		The following forms were omitted and must be submitted by school representatives:
D.	X	According to the 2008-2009 data, the school appears to be meeting the standards established in: <input checked="" type="checkbox"/> Test 1 (Athletic participation is proportionate to enrollment) <input type="checkbox"/> Test 2 (History and continuing practice of program expansion) <input checked="" type="checkbox"/> Test 3 (Full and effective accommodation of interests and abilities)
E.	X	Other Recommendation and Comments: 1. The KHSAA recommends parents and student athletes be members of your Gender Equity Committee. 2. Thank you for your report.



KENTUCKY HIGH SCHOOL ATHLETIC ASSOCIATION
2008-2009 ANNUAL VERIFICATION OF TITLE IX PROCEDURES

KHSAA Form GE19
 F: Forms/GE19
 Rev. 12/08

APR 16 2009

(To be submitted by April 15, 2009 along with other required forms)

The Louisville Collegiate High School, Louisville, Kentucky
 (Name of High School) (City)

certifies to the Kentucky High School Athletic Association that the following is an accurate and true representation of the facts surrounding compliance with 20 U.S.C. Sections 1681-1688, et. Seq. (also known as Title IX)

I certify the following provisions in accordance with records at the school contained in the permanent Title IX file, at least one copy of which must be maintained in the Principal's office, and to the best of my knowledge have completed the following tasks.

Established a gender equity committee at the high school. **(List committee personnel and provide attachment if necessary)**

Name	Address	Phone	Title
(Supt., Principal, Student, Parent, Coach, Etc.)			
Tim Williams	2427 Glenmary Ave	502-479-0381	A.T.
Thomas Travis	2427 Glenmary Ave	502-479-0340	Girls Soccer Coach
Susan Harrison	2427 Glenmary Ave	502-479-0340	Ret. Girls Lacrosse Coach
Andrew Kupersmith	2427 Glenmary Ave	502-479-0340	Boys & Girls Cross Country Coach
Katie Elliott	2427 Glenmary Ave	502-893-1903	Girls Golf Coach
Damian Vitale	2427 Glenmary Ave	502-479-0340	Boys & Girls Swim Coach
Wendy Martin	2427 Glenmary Ave	502-479-0340	Girls Field Hockey Coach
Claire Larson	2427 Glenmary Ave	502-479-0340	Girls Tennis Coach

Scheduled a minimum of three meetings during the 2008-2009 school year on the following dates:

9/10/08
1/21/09
4/13/09

Designated the following person(s) as the Title IX coordinator for the school:

Name	Title	Address	Phone
Tim Williams	Director of Athletics	2427 Glenmary Ave	502-479-0381

Designated the following person(s) as the Title IX coordinator for the district:

Name	Title	Address	Phone
Same as above			

School personnel are continuing to make periodic reviews of the boys' and girls' athletics program reflected in the Corrective Action Plan.

In addition to the above information, the above referenced school maintains a complete permanent file relative to Title IX records including copies of the self-assessment audit, all corrective action plans, and other related materials.

[Signature]
Principal's Signature

4/10 2009
Date

[Signature]
Superintendent Signature

Barbara Rodes Robinson
School Board Chairpersons' Signature

(Send original copy to KHSAA - Maintain duplicate in Title IX school folder)



**KHSAA TITLE IX RE-VISIT
VERIFICATION OF FORMS
2008-2009 SCHOOL YEAR**

KHSAA
Form T50
Rev. 08/08
Page 2 of 2

School Name: Louisville Collegiate School

Gender Equity Review Committee Members:

MEMBER NAME	TITLE	SIGNATURE	DATE	(✓)*
Tim Williams	Director of Athletics	<i>Tim Williams</i>	4/13/09	✓
Thomas Travis	Girls Soccer Coach	<i>Thomas Travis</i>	4/13/09	✓
Susan Harrison	Retired Girls Lacrosse Coach	<i>Susan Harrison</i>	4/13/09	✓
Andrew Kupersmith	Boys & Girls Cross Country Coach	<i>Andrew Kupersmith</i>	4/17/09	✓
Janice Jones	Athletics Admin. Assistant	<i>Janice Jones</i>	4-13-09	✓
Katie Elliott	Girls Golf Coach	<i>Katie Elliott</i>	4/13/09	✓
Damian Vitale	Boys & Girls Swimming Coach	<i>Damian Vitale</i>	4-13-09	✓
Wendy Martin	Girls Field Hockey Coach	<i>Wendy Martin</i>	4/13/09	✓
Clare Larson	Girls Tennis Coach	<i>Clare Larson</i>	4/13/09	✓

- Please check (✓) if Committee member has reviewed this final submission.



**KHSAA TITLE IX RE-VISIT
VERIFICATION OF FORMS
2008-2009 SCHOOL YEAR**

KHSAA
Form T50
Rev. 08/08
Page 1 of 2

The Louisville Collegiate Louisville, Kentucky
High School City

certifies to the KHSAA that the following is an accurate and true representation of the facts surrounding compliance with 20 V.S.C. Sections 1681-1688, it. Seq. (also known as Title IX).

The following persons are to be identified:

School District Title IX Coordinator:

Name	Tim Williams
Professional Title	Director of Athletics
Phone Number	(502) 479-0381
Address	2427 Glenmary Ave, 40204

School Title IX Coordinator:

Name	Tim Williams
Professional Title	Same as above
Phone Number	()
Address	

The following signatures verify the authenticity of the documents included:

	SIGNATURE	DATE
Principal		
School Title IX Coordinator	<i>[Signature]</i>	4/10/09
Superintendent	<i>[Signature]</i>	4.10.09
District Title IX Coordinator	<i>[Signature]</i>	4/10/09
School Board Chairperson	Barbara Leeds Robison	4-14-09

2008-2009
ACCOMMODATION OF INTERESTS AND ABILITIES
SUMMARY PROGRAM CHART 1

KHSAA
Form T1
Rev. 12/08

Participation Opportunities Test One

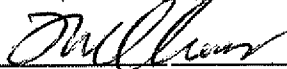
		(Column 1)	(Column 2)	(Column 3)	(Column 4)
	Program	Enrollment	Percentage of Total Enrollment	Number of Interscholastic Participants (double and triple count)	Percentage of Total Participation
Row 1	GIRLS	120	59%	186	56%
Row 2	BOYS	82	41%	149	44%
Row 3	Totals	202	100%	335	100%

Instructions:

*Number of 8th grade students & below used in Column 3 and Column 4 calculations : 0

- Determine the total number of girls enrolled, (place in Row 1, Column 1). Determine the total number of boys enrolled, (place in Row 2, Column 1).
- Add the total number of girls and boys enrolled to determine total enrollment, (place in Row 3, Column 1).
- Calculate the percentage of total enrollment that is female. (Divide Row 1, Column 1 by Row 3, Column 1 and place in Row 1, Column 2.) Calculate the percentage of total enrollment that is male. (Divide Row 2, Column 1 by Row 3, Column 1 and place in Row 2, Column 2.) Note: Row 1, Column 2 plus Row 2, Column 2 should total 100%.
- Ask coaches to confirm the names of those individuals who are on the team as of the first **date of regular season competition**, and cross out the names of those who were cut from the team or quit the team prior to the first regular season competitive event. Determine the total number of interscholastic athletics participants that are girls, (and place in Row 1, Column 3). In order to determine the total number of athletics participants, an individual should be counted each time he or she participates on a team. For example, if Jane Doe competes on the varsity volleyball team, the junior varsity volleyball team, the junior varsity basketball team, and the varsity softball team, she should be counted as four participants (**do not include club or intramural sports participants, cheerleaders, dance teams, or pom squads**). Calculate the same way for boys and girls. * In addition, should 8th grade students and below play on a Freshman, Junior Varsity, or Varsity team, they should also be counted for each team and sport on which they participate. If applicable, please asterisk in the above notation as to how many 8th grade students & below are included in the totals.
Using the same procedure, determine the total number of interscholastic athletic participants that are boys, (and place in Row 2, Column 3). Add Row 1, Column 3 plus Row 2, Column 3 to get total participants and place in Row 3, Column 3.
- Calculate the percentage of female participation. (Row 1, Column 3 divided by Row 3, Column 3 and place in Row 1, Column 4.) Calculate the percentage of male participation. (Row 2, Column 3 divided by Row 3, Column 3 and place in Row 2, Column 4.) Note: Row 1, Column 4 plus Row 2, Column 4 should total 100%.

Note: While being within three percent is not a formal compliance standard; if the percent listed in Row 1, Column 4 is within 3% of Row 1, Column 2, then it provides a good target within which compliance is likely.

Principal's Signature:  Date: 4/10/09

2008-2009
ACCOMMODATION OF INTERESTS AND ABILITIES
SUMMARY PROGRAM CHART T-2


KHSAA
Form T2
Rev. 12/08

Participation Opportunities Test Two

			Column 1	Column 2	Column 3	Column 4	Column 5
Program			Number of Teams Currently Offered	Number of Participants	Number of Teams Added Since the beginning of the 2004-2005 School Year	Number of participants for the 2008-09 school year who are playing on teams added since the 2004-05 school year	Percent of Total Participation By Sex Added Since the beginning of the 2004-2005 School Year
GIRLS	Row 1	varsity:	11	141	2	41	
	Row 2	j.v.:	2	30	0	0	
	Row 3	frosh:	1	15	0	0	
	Row 4	total:	14	186	2	41	22%
BOYS	Row 5	varsity:	8	103	1	20	
	Row 6	j.v.:	3	46	0	0	
	Row 7	frosh:	0	0	0	0	
	Row 8	total:	11	149	1	20	13%

- 1) For Column 1, list the number of interscholastic teams offered for girls and boys at each competitive level (varsity, junior varsity, and freshman). For girls, total each of the entries in Rows 1, 2, and 3 into Row 4. For boys, total Rows 5, 6, and 7 into Row 8.
- 2) For Column 2, list the number of participants at each level. For girls, total each of the entries in Rows 1, 2, and 3 into Row 4. For boys, total Rows 5, 6, and 7 into Row 8. **Note:** The totals in Row 4 for girls and in Row 8 for boys must be the same as the totals in Form T-1, Column 3, Rows 1 and 2 respectively.
- 3) For Column 3, list the number of interscholastic teams that have been added in the last five years at each competitive level. Count each team added during the 5 year period only one time. e.g. Girl's junior varsity soccer was added 3 years ago, count the team only once, not 3 times. For girls, total the entries in Rows 1, 2, and 3 into Row 4. For boys, total Rows 5, 6, and 7 into Row 8.
- 4) For Column 4, list the number of participants that are **currently** on each level of the teams that were added in the last five years. If a team was added previously but no longer exists, there are no current participants to be added for that team. For girls, total the entries in Rows 1, 2, and 3 into Row 4. For boys, total Rows 5, 6, and 7 into Row 8.
- 5) For Column 5, calculate the percentage of participants that have been added in the last five years. For girls, take the number in Column 4, Row 4 and divide by the number in Column 2, Row 4. For boys, take the number in Column 4, Row 8 and divide it by the number in Column 2, Row 8.

Note: If the percentage of current participants added in the last five years is 25% or greater, compliance with Test Two may be possible. If less than 25%, then compliance with Test Three should be analyzed. **CAUTION:** 25% is not a formal compliance standard.

Principal's Signature:  Date: 4/10/09

2008-2009
ACCOMMODATION OF INTERESTS AND ABILITIES
SUMMARY PROGRAM CHART T-3


KHSAA
 Form T3
 Rev. 12/08

Participation Opportunities Test Three

FOR ANY QUESTION ANSWERED "YES" IDENTIFY THE RESPECTIVE SPORT(S).

	GIRLS (Yes / No)		BOYS (Yes / No)
1. For a sport <u>not</u> currently offered in your interscholastic athletics program, is there sufficient interest to form a viable interscholastic team based on participation on an <u>intramural team</u> .	No		No
2 For a sport <u>not</u> currently offered, is there sufficient interest, based on the responses to your most recent Student Interest Survey, to form a viable <u>interscholastic team</u> for a sport not currently offered. If yes, what sport?	No		No
3. For a sport currently offered at the junior varsity or freshman level is there sufficient interest, based on your most recent Student Interest Survey, to form a <u>varsity team</u> not currently offered?	No		No
4. For a sport currently offered at the varsity level only, is there sufficient interest, based on your most recent Student Interest Survey, to form a viable team for a <u>junior varsity or freshman team</u> that is not currently offered?	No		No
5. If you answered YES to question (1), (2), (3), or (4), are there enough high schools in the geographic area offering the sport (at the appropriate level) to allow for the development of a reasonable schedule of competition?	N/A		N/A

Plans to Address Interest:

Principal's Signature :  Date: 4/10/09



**2008-2009
ACCOMODATION OF INTERESTS AND ABILITIES
SUMMARY PROGRAM CHART T-4**

KHSAA
Form T4
F:Forms/T4
Rev. 12/08

Levels of Competition Test One

		Column 1	Column 2	Column 3
Girls	Team Levels	Number of Teams Currently Offered	Number of Participants	Percentage of Participants at Each Level
Row 1	varsity:	11	141	76%
Row 2	j.v.:	2	30	16%
Row 3	frosh:	1	15	8%
Row 4	total:		186	100%
Boys				
Row 5	varsity:	8	103	69%
Row 6	j.v.:	3	46	31%
Row 7	frosh:	0	0	0
Row 8	total:		149	100%

- Column 1, list the number of interscholastic teams offered for girls and boys at each competitive level; varsity, junior varsity, and freshman. (Refer to Form T-2, Accommodation of Interests and Abilities, Summary Program Chart 2, Column 1.)
- For Column 2, list the number of participants at each level. For girls, total the entries in Rows 1, 2, and 3 into Row 4. For boys, total the entries in Rows 5, 6, and 7 into Row 8. (Refer to Form T-2, Accommodation of Interests and Abilities, Summary Program Chart 2, Column 2.)
- For Column 3, calculate the percentage of female and male participants at each level.
 For girls' varsity, junior varsity, and frosh, respectively:
 Divide Column 2, Row 1 by Column 2, Row 4, and place the percentage in Column 3, Row 1
 Divide Column 2, Row 2 by Column 2, Row 4, and place the percentage in Column 3, Row 2.
 Divide Column 2, Row 3 by Column 2, Row 4, and place the percentage in Column 3, Row 3.

 For boys' varsity, junior varsity, and frosh, respectively:
 Divide Column 2, Row 5 by Column 2, Row 8, and place the percentage in Column 3, Row 5.
 Divide Column 2, Row 6 by Column 2, Row 8, and place the percentage in Column 3, Row 6.
 Divide Column 2, Row 7 by Column 2, Row 8, and place the percentage in Column 3, Row 7.

Principal's Signature: *[Signature]* Date: 4/10/09

**2008-2009
ACTUAL EXPENDITURES - PROGRAM COMPARISON CHART 1
TO INCLUDE BOOSTER CLUB FUNDING**

	equipment and supplies		travel		awards		coaches' salaries (to include supplemental and extended employment; dollar amount required)		facilities improvements		publications (if sport-specific)	
	Expenditures		Expenditures		Expenditures		Expenditures		Expenditures		Expenditures	
	School	Booster	School	Booster	School	Booster	School	Booster	School	Booster	School	Booster
G basketball	1806.40	0	3272.56	0	339.60	0	5750.00	4	2381.80	0	250.00	0
B basketball	4399.33	0	3272.56	0	339.60	0	7600.00	5	2381.80	0	250.00	0
G softball	2378.75	0	675.50	0	339.60	0	4400.00	4	875.00	0	130.65	0
B baseball	1018.25	0	560.05	0	339.60	0	2400.00	2	875.00	0	130.65	0
G cross country	753.78	0	575.00	0	339.60	0	900.00	1	0	0	130.65	0
B cross country	518.84	0	575.00	0	339.60	0	900.00	1	0	0	130.65	0
G golf	623.68	0	325.00	0	339.60	0	1200.00	1	0	0	130.65	0
B golf	623.69	0	325.00	0	339.60	0	1750.00	1	0	0	130.65	0
G soccer	1668.00	0	1900.95	0	339.60	0	3250.00	2	1600.89	2600.39	200.00	0
B soccer	1004.00	0	1900.95	0	339.60	0	5150.00	2	1600.90	2600.39	200.00	0
G swimming	929.95	0	937.63	0	339.60	0	875.00	1	450.00	0	130.65	0
B swimming	929.95	0	937.63	0	339.60	0	875.00	1	450.00	0	130.65	0

1. Total expenditures on T-35 and T-36 on the 2008-2009 year report due by April 15, 2009, should reflect the total monies spent (rounded off to nearest dollar) for the entire school year of 2007-2008 ending June 30, 2008.

2. Booster Club Funding/Contributions must be included in the above expenditures total. (Note: It is illegal for coaches to be paid by Booster Clubs - Reference KHSAA Bylaw 27)

Principal's Signature: *Mullins* Date: 4/10/09

2008-2009
ACTUAL EXPENDITURES - PROGRAM COMPARISON CHART 2
TO INCLUDE BOOSTER CLUB FUNDING

	equipment and supplies		travel		awards		coaches' salaries (to include supplemental and extended employment; dollar amount required)		facilities improvements		publications (if sport-specific)	
	Expenditures		Expenditures		Expenditures		Expenditures		Expenditures		Expenditures	
	School	Booster	School	Booster	School	Booster	School	# of Coaches for all levels / # of Teams for all levels	School	Booster	School	Booster
G track	650.00	0	500.00	0	339.60	0	1825.00	1	0	130.65	0	
B track	650.00	0	500.00	0	339.60	0	1825.00	1	0	130.65	0	
G tennis	902.35	0	600.00	0	339.60	0	2650.00	2	595.00	130.65	0	
B tennis	469.00	0	250.00	0	339.60	0	2500.00	2	595.00	130.65	0	
G Field Hockey	2707.90	0	1900.95	0	339.60	0	9400.00	5	1600.89	250.00	0	
B Lacrosse	2733.75	0	1000.00	0	339.60	0	4500.00	3	1960.90	250.00	0	
G Lacrosse	3081.42	0	1000.00	0	339.60	0	4200.00	3	1600.89	250.00	0	
B (none)	0	0	0	0	0	0	0	X	0	0	0	
G rowing	2069.00	0	0	0	339.60	0	1150.00	1	2560.00	130.65	0	
B (none)	0	0	0	0	0	0	0	X	0	0	0	

1. Total expenditures on T-35 and T-36 on the 2008-2009 year report due by April 15, 2009, should reflect the total monies spent (rounded off to nearest dollar) for the entire school year of 2007-2008 ending June 30, 2008.

2. Booster Club Funding/Contributions must be included in the above expenditures totals.

Indicate percentage of total expenditures for each gender: (If disparities are obvious, list on your Corrective Action Plan (T-60) what action you will take to correct the problem).

Gender	Expenditures	Percentage
Boys	\$ 64,122.29	43%
Girls	\$ 84,673.83	57%
Total:	\$ 148,796.12	100%

plus 35 per goal

Principal's Signature: *M. Miller*

Date: 4/10/09

2008-2009 KHSAA TITLE IX ATHLETICS AUDIT
Checklist - Overall Interscholastic Athletics Program


KHSAA
Form T41
Rev. 12/08

DIRECTIONS:

For the Areas of Compliance (Opportunities and Benefits) listed on the left hand side of the page, place a checkmark under the appropriate column identifying whether your school provided an advantage to the Girls' Program, or to the Boys' Program or to Neither Program. A review of T-35 and T-36 spending patterns might be helpful in completing this form.

Areas of Compliance:	ADVANTAGE TO:		
	GIRLS' PROGRAM	BOYS' PROGRAM	NEITHER PROGRAM
OPPORTUNITIES			
Accommodation of Interest and Abilities			✓
BENEFITS			
Equipment and Supplies			✓
Scheduling of Games and Practice Time			✓
Travel and Per Diem Allowances	N/A	N/A	N/A
Coaching			✓
Locker Rooms, Practice and Competitive Facilities			✓
Medical and Training Facilities and Services			✓
Publicity			✓
Support Services			✓
Athletic Scholarships	N/A	N/A	N/A
Tutoring	N/A	N/A	N/A
Any meals provided for home	N/A	N/A	N/A

If an advantage is shown, corrective action should be shown on T-60 (Corrective Action Plan).

Principal's Signature:  Date: 4/10/09

2008-2009

TITLE IX

CORRECTIVE ACTION PLAN

SCHOOL NAME

Louisville Collegiate School

DIRECTIONS:

1. For Column 1, indicate the intended area (Opportunities or Benefits) which needs corrective action in order to achieve gender equity. For Column 2, write the suggested change or activities that will correct the area in need of alteration. For Column 3, include the estimated completion date for the changes or activities.
2. It is possible to attain compliance with Title IX and no longer need "corrective" action. However, the KHSAA strongly encourages compliant schools to identify items for improvement (Column 1), activities to accomplish the improvement (Column 2) and a timetable for completion (Column 3) that will strengthen the athletic program.
3. You may copy this form as needed. Please attach corrective action plans along with audit forms and submit by April 15, 2009.

COLUMN 1	COLUMN 2	COLUMN 3
ITEM FOR CORRECTION/IMPROVEMENT	SUGGESTED CHANGE/ACTIVITIES	SCHOOL YEAR, COMPLETION DATE OF CORRECTION FOR PROJECT
improve girls field hockey field	add bleachers add screens table/cover	* Fall 2009 * Fall/Spring 2009/10
recondition and repair girls rowing shell	recondition body, paint, replace runners, braces and shoes	* Spring 2009

Principal's Signature: *Mullins* Date: 4/16/09