

**KHSAA TITLE IX
ANNUAL REPORT SUBMISSION
STATUS REPORT
2009-2010**

KHSAA
Form T65
Revised 4/09

TO: KHSAA Member School Superintendents, Principals, and Athletic Directors

FROM: Brigid L. DeVries, Commissioner
Darren Bilberry, Assistant Commissioner

DATE: May 20, 2010

School	Butler Traditional High School	Reviewed by	Kathy Johnston
--------	--------------------------------	-------------	----------------

The following is a status report regarding the required 2009-2010 Title IX Annual Report submission of forms due into the KHSAA office by April 15, 2010. Appropriate KHSAA Audit Team personnel have reviewed these forms and the following is a summary of this review.

I. Checklist of Forms properly submitted in a satisfactory manner:

<input checked="" type="checkbox"/>	GE 19 (Annual Verification)	<input checked="" type="checkbox"/>	T-35 (Budget Expenses)
<input checked="" type="checkbox"/>	T-1 (Summary Program Chart 1)	<input checked="" type="checkbox"/>	T-36 (Budget Expenses)
<input checked="" type="checkbox"/>	T-2 (Summary Program Chart 2)	<input checked="" type="checkbox"/>	T-41 (Checklist – Overall Interscholastic Program)
<input checked="" type="checkbox"/>	T-3 (Summary Program Chart 3)	<input checked="" type="checkbox"/>	T-60 (Corrective Action Plan)
<input checked="" type="checkbox"/>	T-4 (Summary Program Chart 4)	<input checked="" type="checkbox"/>	T-63 (Interscholastic Survey Results)

II. Status

A.		2009-2010 Forms are satisfactory and no further information or action is necessary at this time.
B.	<input checked="" type="checkbox"/>	Errors have been noted with respect to the following forms: Minor error found on T-4 form is corrected on attachment. Please place corrected form in Title IX file.
C.		The following forms were omitted and must be submitted by school representatives:
D.	<input checked="" type="checkbox"/>	According to the 2009-2010 data, the school appears to be meeting the standards established in: <input type="checkbox"/> Test 1 (Athletic participation is proportionate to enrollment) <input type="checkbox"/> Test 2 (History and continuing practice of program expansion) <input checked="" type="checkbox"/> Test 3 (Full and effective accommodation of interests and abilities)
E.	<input checked="" type="checkbox"/>	Other Recommendation and Comments: According to the data and responses submitted, the school is currently meeting the standard for Test 3 for the provision of athletic opportunities. In the area of benefits, total athletic spending appears to be within the acceptable parameters both on a percentage and per athlete basis. The Gender Equity Committee should address the 'zero' amounts given in the area of travel expenditures for girls cross country, girls golf, swimming, track, tennis, and wrestling. Explanation of any 'zero' amounts on expenditures should be included with future reports. Thank you.



2009-2010
ACCOMMODATION OF INTERESTS AND ABILITIES
SUMMARY PROGRAM CHART (FORM T-4)

KHSAA Form T4
Rev. 04/09

Levels of Competition Test One

		Column 1	Column 2	Column 3
Girls	Team Levels	Number of Teams Currently Offered	Number of Participants	Percentage of Participants at Each Level
Row 1	varsity:	10	186 181	62.1%
Row 2	j.v.:	4	67	23.1%
Row 3	frosh:	3	42	14.8%
Row 4	total:		290	100%
Boys				
Row 5	varsity:	9	258	51.0%
Row 6	j.v.:	6	163	32.2%
Row 7	frosh:	3	85	16.8%
Row 8	total:		506	100%

- 1) Column 1, list the number of interscholastic teams offered for girls and boys at each competitive level; varsity, junior varsity, and freshman. (Refer to Form T-2, Accommodation of Interests and Abilities, Summary Program Chart 2, Column 1.)
- 2) For Column 2, list the number of participants at each level. For girls, total the entries in Rows 1, 2, and 3 into Row 4. For boys, total the entries in Rows 5, 6, and 7 into Row 8. (Refer to Form T-2, Accommodation of Interests and Abilities, Summary Program Chart 2, Column 2.)
- 3) For Column 3, calculate the percentage of female and male participants at each level.
 For girls' varsity, junior varsity, and frosh, respectively:
 - Divide Column 2, Row 1 by Column 2, Row 4, and place the percentage in Column 3, Row 1
 - Divide Column 2, Row 2 by Column 2, Row 4, and place the percentage in Column 3, Row 2.
 - Divide Column 2, Row 3 by Column 2, Row 4, and place the percentage in Column 3, Row 3.
 For boys' varsity, junior varsity, and frosh, respectively:
 - Divide Column 2, Row 5 by Column 2, Row 8, and place the percentage in Column 3, Row 5.
 - Divide Column 2, Row 6 by Column 2, Row 8, and place the percentage in Column 3, Row 6.
 - Divide Column 2, Row 7 by Column 2, Row 8, and place the percentage in Column 3, Row 7.

Principal's Signature: William Date: 3/29/10

KENTUCKY HIGH SCHOOL

ATHLETIC ASSOCIATION

TITLE IX



MEMBER SCHOOLS

2009-2010 ANNUAL REPORT

FORMS

BUTLER TRADITIONAL HIGH SCHOOL

SUBMITTED APRIL 1, 2010



Butler Traditional High School
Athletics

"Where Tradition Counts"



KENTUCKY HIGH SCHOOL ATHLETIC ASSOCIATION
2009-2010 ANNUAL VERIFICATION OF TITLE IX PROCEDURES
 (To be submitted by April 15, 2010 along with other required forms)

KHSAA Form GE19
Rev. 04/09

The Butler Traditional High School, Louisville, Kentucky
 (Name of High School) (City)

certifies to the Kentucky High School Athletic Association that the following is an accurate and true representation of the facts surrounding compliance with 20 U.S.C. Sections 1681-1688, et. Seq. (also known as Title IX). I certify the following provisions in accordance with records at the school contained in the permanent Title IX file, at least one copy of which must be maintained in the Principal's office, and to the best of my knowledge have completed the following tasks:

- I. Established a gender equity committee at the high school. (List committee personnel and provide attachment if necessary)

Name	Address	Phone	Title (Supt., Principal, Student, Parent, Coach, Etc.)
William Allen	2222 Crums Lane	502-485-8220	Principal
Mike Crawley	2222 Crums Lane	502-485-8220	Athletic Director
Rob Reedy	2222 Crums Lane	502-485-8220	Assistant Principal
Brittany Braun	2222 Crums Lane	502-485-8220	Teacher/Coach
Kristi Clark	4326 Naneen Dr	502-368-8798	Parent
Alexis Goetz	7719 Cottage Cove Way	502-447-8253	Student Athlete
Heather Wheat	3526 Burrell Dr	502-447-0441	Student Athlete

- II. Scheduled a minimum of three meetings during the 2009-2010 school year on the following dates:

November 19, 2009
January 6, 2010
March 3, 2010

- III. Designated the following person(s) as the Title IX coordinator for the school:

Name	Title	Address	Phone
Mike Crawley	Athletic Director	2222 Crums Lane	502-485-8506

- IV. Designated the following person(s) as the Title IX coordinator for the district:

Name	Title	Address	Phone
Cheryl Walker	Federal Compliance Officer	3332 Newburg Rd	502-485-3341

School personnel are continuing to make periodic reviews of the boys' and girls' athletics program reflected in the Corrective Action Plan.

In addition to the above information, the above referenced school maintains a complete permanent file relative to Title IX records including copies of the self-assessment audit, all corrective action plans, and other related materials.

Walter M... 3/16 2010
 Principal's Signature Date

Sheldon A. J...
 Superintendent Signature

Debbie Wessard
 School Board Chairpersons' Signature

(Send original copy to KHSAA - Maintain duplicate in Title IX school folder)



**ACCOMMODATION OF INTERESTS AND ABILITIES
SUMMARY PROGRAM CHART (Form T-1)**

Participation Opportunities Test One

		(Column 1)	(Column 2)	(Column 3)	(Column 4)
	Program	Enrollment	Percentage of Total Enrollment	Number of Interscholastic Participants (double and triple count)	Percentage of Total Participation
Row 1	GIRLS	872	53.2%	290	36.4%
Row 2	BOYS	767	46.8%	506	63.6%
Row 3	Totals	1639	100%	796	100%

Instructions:

*Number of 8th grade students & below used in Column 3 and Column 4 calculations: 10

- Determine the total number of girls enrolled, (place in Row 1, Column 1). Determine the total number of boys enrolled, (place in Row 2, Column 1).
- Add the total number of girls and boys enrolled to determine total enrollment, (place in Row 3, Column 1).
- Calculate the percentage of total enrollment that is female. (Divide Row 1, Column 1 by Row 3, Column 1 and place in Row 1, Column 2.) Calculate the percentage of total enrollment that is male. (Divide Row 2, Column 1 by Row 3, Column 1 and place in Row 2, Column 2.) Note: Row 1, Column 2 plus Row 2, Column 2 should total 100%.
- Ask coaches to confirm the names of those individuals who are on the team as of the first **date of regular season competition**, and cross out the names of those who were cut from the team or quit the team prior to the first regular season competitive event. Determine the total number of interscholastic athletics participants that are girls, (and place in Row 1, Column 3). In order to determine the total number of athletics participants, an individual should be counted each time he or she participates on a team. For example, if Jane Doe competes on the varsity volleyball team, the junior varsity volleyball team, the junior varsity basketball team, and the varsity softball team, she should be counted as four participants (**do not include club or intramural sports participants, cheerleaders, dance teams, or pom squads**). Calculate the same way for boys and girls. * In addition, should 8th grade students and below play on a Freshman, Junior Varsity, or Varsity team, they should also be counted for each team and sport on which they participate. If applicable, please asterisk in the above notation as to how many 8th grade students & below are included in the totals.
Using the same procedure, determine the total number of interscholastic athletic participants that are boys, (and place in Row 2, Column 3). Add Row 1, Column 3 plus Row 2, Column 3 to get total participants and place in Row 3, Column 3.
- Calculate the percentage of female participation. (Row 1, Column 3 divided by Row 3, Column 3 and place in Row 1, Column 4.) Calculate the percentage of male participation. (Row 2, Column 3 divided by Row 3, Column 3 and place in Row 2, Column 4.) Note: Row 1, Column 4 plus Row 2, Column 4 should total 100%.

Note: While being within three percent is not a formal compliance standard; if the percent listed in Row 1, Column 4 is within 3% of Row 1, Column 2, then it provides a good target within which compliance is likely.

Principal's Signature: William

Date: 3/29/10



**ACCOMMODATION OF INTERESTS AND ABILITIES
SUMMARY PROGRAM CHART (FORM T-2)
PARTICIPATION OPPORTUNITIES TEST TWO**

		Column 1	Column 2	Column 3	Column 4	Column 5
Program		Number of Teams Currently Offered	Number of Participants	Number of Teams Added Since the beginning of the 2005-2006 School Year	Current Number of Participants for the 2009-2010 school year who are playing on teams added since the 2005-2006 School Year	Percent of Total Participation By Sex Added Since the beginning of the 2005-2006 School Year
GIRLS	Row 1	varsity:	10	181	2	28
	Row 2	j.v.:	4	67	1	18
	Row 3	frosh:	3	42	0	0
	Row 4	total:	16	290	3	46
BOYS	Row 5	varsity:	9	258	1	6
	Row 6	j.v.:	6	163	0	0
	Row 7	frosh:	3	85	0	0
	Row 8	total:	18	506	1	6

- 1) For Column 1, list the number of interscholastic teams offered for girls and boys at each competitive level (varsity, junior varsity, and freshman). For girls, total each of the entries in Rows 1, 2, and 3 into Row 4. For boys, total Rows 5, 6, and 7 into Row 8.
- 2) For Column 2, list the number of participants at each level. For girls, total each of the entries in Rows 1, 2, and 3 into Row 4. For boys, total Rows 5, 6, and 7 into Row 8. **Note:** The totals in Row 4 for girls and in Row 8 for boys must be the same as the totals in Form T-1, Column 3, Rows 1 and 2 respectively.
- 3) For Column 3, list the number of interscholastic teams that have been added in the last five years at each competitive level. Count each team added during the 5 year period only one time. e.g. Girl's junior varsity soccer was added 3 years ago, count the team only once, not 3 times. For girls, total the entries in Rows 1, 2, and 3 into Row 4. For boys, total Rows 5, 6, and 7 into Row 8.
- 4) For Column 4, list the number of participants that are **currently** on each level of the teams that were added in the last five years. If a team was added previously but no longer exists, there are no current participants to be added for that team. For girls, total the entries in Rows 1, 2, and 3 into Row 4. For boys, total Rows 5, 6, and 7 into Row 8.
- 5) For Column 5, calculate the percentage of participants that have been added in the last five years. For girls, take the number in Column 4, Row 4 and divide by the number in Column 2, Row 4. For boys, take the number in Column 4, Row 8 and divide it by the number in Column 2, Row 8.
- 6) **Note:** If the percentage of current participants added in the last five years is 25% or greater, compliance with Test Two may be possible. If less than 25%, then compliance with Test Three should be analyzed. **CAUTION:** 25% is not a formal compliance standard.

Principal's Signature: William Date: 3/29/10



2009-2010
ACCOMMODATION OF INTERESTS AND ABILITIES
SUMMARY PROGRAM CHART (FORM T-3)

KHSAA Form T3
Rev. 10/08

Participation Opportunities Test Three

FOR ANY QUESTION ANSWERED "YES" IDENTIFY THE RESPECTIVE SPORT(S).

	GIRLS (Yes / No)		BOYS (Yes / No)
1. For a sport <u>not</u> currently offered in your interscholastic athletics program, is there sufficient interest to form a viable interscholastic team based on participation on an <u>intramural team</u> .	No		No
2. For a sport not currently offered in your interscholastic athletics program, is there sufficient interest to form a viable interscholastic team based on participation on a <u>club team</u> .	No		No
3. For a sport <u>not</u> currently offered, is there sufficient interest, based on the responses to your most recent Student Interest Survey, to form a viable interscholastic team for a sport not currently offered. If yes, what sport?	No		No
4. For a sport currently offered at the <u>interscholastic junior varsity or freshman</u> level is there sufficient interest, based on your most recent Student Interest Survey, to form a <u>varsity team</u> not currently offered?	No		No
5. For a sport not currently offered at the <u>interscholastic junior varsity</u> level is there sufficient interest, based on your most recent Student Interest Survey, to form a <u>varsity team</u> not currently offered?	No		No
6. For a sport not currently offered at the varsity level only, is there sufficient interest, based on your most recent Student Interest Survey, to form a viable team for an <u>interscholastic freshman team</u> that is not currently offered?	No		No
7. If you answered YES to question (1), (2), (3), (4), (5), or (6) are there enough high schools in the geographic area offering the sport (at the appropriate level) to allow for the development of a reasonable schedule of competition?	NA		NA

Plans to Address Interest:

Principal's Signature : W. H. Man Date: 3/29/10



**2009-2010
ACCOMMODATION OF INTERESTS AND ABILITIES
SUMMARY PROGRAM CHART (FORM T-4)**

Levels of Competition Test One

		Column 1	Column 2	Column 3
Girls	Team Levels	Number of Teams Currently Offered	Number of Participants	Percentage of Participants at Each Level
Row 1	varsity:	10	186 181	62.1%
Row 2	j.v.:	4	67	23.1%
Row 3	frosh:	3	42	14.8%
Row 4	total:		290	100%
Boys				
Row 5	varsity:	9	258	51.0%
Row 6	j.v.:	6	163	32.2%
Row 7	frosh:	3	85	16.8%
Row 8	total:		506	100%

- 1) Column 1, list the number of interscholastic teams offered for girls and boys at each competitive level; varsity, junior varsity, and freshman. (Refer to Form T-2, Accommodation of Interests and Abilities, Summary Program Chart 2, Column 1.)
- 2) For Column 2, list the number of participants at each level. For girls, total the entries in Rows 1, 2, and 3 into Row 4. For boys, total the entries in Rows 5, 6, and 7 into Row 8. (Refer to Form T-2, Accommodation of Interests and Abilities, Summary Program Chart 2, Column 2.)
- 3) For Column 3, calculate the percentage of female and male participants at each level.
 For girls' varsity, junior varsity, and frosh, respectively:
 - Divide Column 2, Row 1 by Column 2, Row 4, and place the percentage in Column 3, Row 1
 - Divide Column 2, Row 2 by Column 2, Row 4, and place the percentage in Column 3, Row 2.
 - Divide Column 2, Row 3 by Column 2, Row 4, and place the percentage in Column 3, Row 3.
 For boys' varsity, junior varsity, and frosh, respectively:
 - Divide Column 2, Row 5 by Column 2, Row 8, and place the percentage in Column 3, Row 5.
 - Divide Column 2, Row 6 by Column 2, Row 8, and place the percentage in Column 3, Row 6.
 - Divide Column 2, Row 7 by Column 2, Row 8, and place the percentage in Column 3, Row 7.

Principal's Signature: William [Signature] Date: 3/29/10



2009-2010

**ACTUAL EXPENDITURES - PROGRAM COMPARISON CHART 1 - (FORM T-35)
TO INCLUDE BOOSTER CLUB FUNDING**

KHSAA Form T-35
REV 04/09

	equipment and supplies		travel		awards		coaches' salaries (to include supplemental and extended employment; dollar amount required)			facilities improvements		publications (if sport-specific)	
	Expenditures		Expenditures		Expenditures		Expenditures			Expenditures		Expenditures	
	School	Booster	School	Booster	School	Booster	School	# Coaches for all levels / # Teams for all levels	School	Booster	School	Booster	School
G basketball	10,588	0	3,594	0	1,598	150	14,007	4/3	1,596	0	538	0	0
B basketball	10,778	0	2,419	0	0	150	12,464	3/3	0	0	848	0	0
G softball	11,440	0	8,074	0	688	150	6,379	5/3	2,419	1,000	0	0	0
B baseball	23,623	500	411	0	1,173	150	8,036	5/3	17,355	500	951	0	0
G cross country	2,901	0	0	0	1,116	150	4,680	2/1	0	0	75	0	0
B cross country	1,718	500	2,976	0	2,061	150	3,280	1/2	0	0	0	0	0
G golf	392	500	0	0	16	150	1,867	1/1	0	0	0	0	0
B golf	1,148	1,000	533	0	408	150	2,824	2/2	0	0	0	0	0
G soccer	2,590	0	340	0	352	150	2,965	1/1	355	0	0	0	0
B soccer	2,368	0	211	0	1,119	150	5,891	3/2	355	0	0	0	0
G swimming	915	0	0	0	89	75	1,779	1/1	0	0	0	0	0
B swimming	915	0	0	0	89	75	1,779	1/1	0	0	0	0	0

- Total expenditures on T-35 and T-36 on the 2009-2010 year report due by April 15, 2010 of each school year, should reflect the total monies spent (rounded off to nearest dollar) for the entire school year of 2008-2009 ending June 30, 2009.
- Booster Club Funding/Contributions must be included in the above expenditures total. (Note: It is illegal for coaches to be paid by Booster Clubs - Reference KHSAA Bylaw 27)

Principal's Signature: William Miller Date: 3/29/10



2009-2010

**ACTUAL EXPENDITURES - PROGRAM COMPARISON CHART 2 - (Form T36)
TO INCLUDE BOOSTER CLUB FUNDING**

KHSAA Form T36
REV 04/09

	equipment and supplies		travel		awards		coaches' salaries (to include supplemental and extended employment; dollar amount required)			facilities improvements		publications (if sport-specific)	
	Expenditures		Expenditures		Expenditures		Expenditures			Expenditures		Expenditures	
	School	Booster	School	Booster	School	Booster	School	Booster	# of Coaches for all levels / # of Teams for all levels	School	Booster	School	Booster
G track	2,645	500	0	0	1,751	150	3,936	1	1	0	0	110	0
B track	1,168	500	0	0	944	150	5,525	2	1	0	0	0	0
G tennis	1,926	0	0	0	0	150	2,019	1	1	0	0	0	0
B tennis	947	0	0	0	10	150	3,280	1	1	0	0	0	0
G volleyball	3,174	1,000	320	0	300	150	4,037	2	1	1,946	0	0	0
B wrestling	0	0	0	0	0	0	0	0	0	0	0	0	0
G Field Hockey	364	0	0	0	0	150	2,338	1	1	0	0	0	0
B football	30,469	0	2,466	0	1,145	150	30,365	9	3	2,195	0	0	0
G (list sport)	0	0	0	0	0	0	0	0	0	0	0	0	0
B (list sport)	0	0	0	0	0	0	0	0	0	0	0	0	0

- Total expenditures on T-35 and T-36 on the 2009-2010 year report due by April 15, 2010, should reflect the total monies spent (rounded off to nearest dollar) for the entire school year of 2008-2009 ending June 30, 2009.
- Booster Club Funding/Contributions must be included in the above expenditures totals. Indicate percentage of total expenditures for each gender: (if disparities are obvious, list on your Corrective Action Plan (T-60) what action you will take to correct the problem.)

Gender	Expenditures	Percentage
Boys	\$ 188,522	62.7%
Girls	\$ 111,099	37.3%
Total:	\$ 300,601	100%

Principal's Signature: William Date: 3/29/10



2009-2010 KHSAA TITLE IX ATHLETICS AUDIT (Form T-41)
Checklist - Overall Interscholastic Athletics Program

KHSAA Form T41
Rev. 04/09

DIRECTIONS:

For the Areas of Compliance (Opportunities and Benefits) listed on the left hand side of the page, place a checkmark under the appropriate column identifying whether your school provided an advantage to the Girls' Program, or to the Boys' Program or to Neither Program. A review of T-35 and T-36 spending patterns might be helpful in completing this form.

Areas of Compliance:	ADVANTAGE TO:		
	GIRLS' PROGRAM	BOYS' PROGRAM	NEITHER PROGRAM
OPPORTUNITIES			
Accommodation of Interest and Abilities			X
BENEFITS			
Equipment and Supplies			X
Scheduling of Games and Practice Time			X
Travel and Per Diem Allowances			X
Coaching			X
Locker Rooms, Practice and Competitive Facilities			X
Medical and Training Facilities and Services			X
Publicity			X
Support Services			X
Athletic Scholarships			X
Tutoring			X
Any meals provided for home games			X

If an advantage/inequity is indicated, corrective action should be shown on the Corrective Action Plan, Form T-60.

Principal's Signature: Waltman Date: 3/29/10

SCHOOL NAME BUTLER TRADITIONAL



**2009-2010 TITLE IX
CORRECTIVE ACTION PLAN
(FORM T-60)**

DIRECTIONS:

1. For Column 1, indicate the intended area (Opportunities or Benefits) which needs corrective action in order to achieve gender equity. For Column 2, write the suggested change or activities that will correct the area in need of alteration. For Column 3, include the estimated completion date for the changes or activities.
2. It is possible to attain compliance with Title IX and no longer need "corrective" action. However, the KHSAA strongly encourages compliant schools to identify items for improvement (Column 1), activities to accomplish the improvement (Column 2) and a timetable for completion (Column 3) that will strengthen the athletic program.
3. You may copy this form as needed. Please attach corrective action plans along with audit forms and submit by April 15, 2010.

COLUMN 1	COLUMN 2	COLUMN 3
SPECIFIC ITEM FOR CORRECTION/IMPROVEMENT	PLAN FOR SUGGESTED CHANGE	START DATE AND COMPLETION DATE OF CORRECTIVE ACTION
2008-2009 Status Report recommended that two student athletes serve on the Gender Equity Meeting.	Have placed a two student athletes on the Gender Equity Committee. One female athlete plays soccer and the other plays basketball and runs track.	2009-2010
2008-2009 Status Report recommended that an investigation should be done concerning an interest in other sports.	Made daily announcements for two weeks seeking students interested in wrestling.	January 2009
According to the survey a large number of students listed Archery as a sport they wish to play.	We have a teacher on staff willing to sponsor the Archery club. The squad was put together this winter with great success. Currently have around 40 members.	Winter 2010
The student survey also has a large number wishing to participate in bowling.	We currently have a very competitive bowling squad with 32 members.	Every Fall

Principal's Signature: _____

W. Stenmark

Date: _____

3/24/10



**INTERSCHOLASTIC ATHLETICS
SURVEY (FORM T-63)
Summary of Student Responses**

KHSAA Form T63
Rev. 04/09

2009-2010

School Year: _____
BUTLER TRADITIONAL

School Name: _____
Enrollment
(9-12 Grade): 1630

Number of 9-11 Grade Students Surveyed: 1209

Number of 8th Grade Students Surveyed: 0
March 13, 2010

Date: _____
Mike Crawley, Athletic Director

Completed By: _____

Instructions:

1. Summarize the Student Athletics Interest Surveys Form T-61 by listing the total number of responses on the line next to each sport.
2. Under the Other Category please provide a listing of the sports as well as the number of students who are interested in participating.
3. Please sign and date this Summary Form (T-63) and mail this Summary Form only to the KHSAA by April 15. Do not mail the student surveys (Form T-61). However, these Forms should be maintained in your files in the event they are requested subsequently.

1209 Number of Surveys 8/70
 975 Total Returned (A minimum of 80% return is expected)
 9-11 Grades Surveyed (Should be grades 9-11 and 8th grade if school has a feeder system)

Who Administered The Survey? Homeroom Teachers
 How Was The Survey Administered? Completed in student's homeroom
 Give details on how it was administered and to which school group, Example: English classes, or all home rooms, etc. or advisee/advisor?)

KHSAA Sanctioned Fall Sports (List Total Number of Participation Responses)

49 Cross Country (Girls)
 51 Cross Country (Boys)
 200 Football (Boys)
 15 Golf (Girls)
 46 Golf (Boys)
 71 Soccer (Girls)
 53 Soccer (Boys)
 147 Volleyball (Girls)

Winter Sport (List Total Number of Participation Responses)

KHSAA Form T-63
Rev. 04/09

<u>79</u>	Basketball (Girls)
<u>151</u>	Basketball (Boys)
<u>65</u>	Indoor Track (Girls)
<u>85</u>	Indoor Track (Boys)
<u>51</u>	Swimming & Diving (Girls)
<u>32</u>	Swimming & Diving (Boys)
<u>65</u>	Wrestling (Boys)

Spring Sport (List Total Number of Participation Responses)

<u>113</u>	Baseball (Boys)
<u>92</u>	Fast Pitch Softball (Girls)
<u>77</u>	Tennis (Girls)
<u>47</u>	Tennis (Boys)
<u>80</u>	Track (Girls)
<u>111</u>	Track (Boys)

Non-KHSAA Championship Sports (From Student Survey T-61 Question 10)

<u>154</u>	Archery
<u>72</u>	Field Hockey
<u>130</u>	Bowling
<u>18</u>	Gymnastics (Boys)
<u>114</u>	Gymnastics (Girls)
<u>77</u>	Ice Hockey
<u>69</u>	Lacrosse (Boys)
<u>43</u>	Lacrosse (Girls)
<u>147</u>	Rifle
<u>99</u>	Rodeo
<u>64</u>	Slow Pitch Softball
<u>33</u>	Volleyball (Boys)
<u>0</u>	Water Polo
<u>126</u>	Weightlifting

**Number of Students who participate in Intramural Sports
(From Student Survey T-61 Question 5)**

Sport	Number
Basketball	57
Football	18
Volleyball	14
Soccer	11
Softball	8
Track	8

List Intramural Sports students are interested in adding:
 (From Student Survey T-61 Question 6)

KHSAA Form T63
 Rev. 04/09

<u>Sport</u>	<u>Number</u>
Basketball	39
Volleyball	20
Wrestling	22
Kickball	20
Dodgeball	13

Participation in Non-School Sports Activities
 (From Student Survey T-61 Question 7)

<u>Sport</u>	<u>Number</u>
Basketball	117
Softball	34
Volleyball	30
Soccer	19
Baseball	18
Dance	13

Reasons for not participating in interscholastic athletics
 (From Survey Question 8)

- 57 I prefer other activities such as band, chorus, etc.
- 186 I don't have time
- 38 The practice schedules and game times are inconvenient
- 57 The sport I like isn't offered
- 31 It's too expensive
- 33 I prefer to participate in club or intramural sports
- 74 Working
- 100 Other: _____

Student Suggestions to encourage participation


 Principal's Signature

3/29/10
 Date

ATTACHMENTS:

- 1. JEFFERSON COUNTY EXTRA SERVICE PAY SCHEDULE
2009-2010**
- 2. OTHER ACTIVITIES IN SENIOR HIGH SCHOOLS PAY
SCHEDULE**
- 3. BUTLER TRADITIONAL HIGH SCHOOL PRIME TIME
SCHEDULE**
- 4. BUTLER TRADITIONAL HIGH SCHOOL CHEER
SELECTION POLICY**

EXTRA SERVICE PAY SCHEDULE 2008-09

ATHLETIC AND RELATED ACTIVITIES IN SENIOR HIGH SCHOOLS *

TITLE		STEP 0	STEP 1	STEP 2	STEP 3	STEP 4
Athletic Director		4844	5601	6358	7115	7872
Head Football		4037	4668	5299	5930	6560
Head Basketball (1)		4037	4668	5299	5930	6560
Asst. Football		2422	2801	3179	3558	3936
JV Basketball (1)		2422	2801	3179	3558	3936
Track (1)		2422	2801	3179	3558	3936
Baseball		2422	2801	3179	3558	3936
Softball		2422	2801	3179	3558	3936
Wrestling		2422	2801	3179	3558	3936
Volleyball		2422	2801	3179	3558	3936
Cheerleaders		2422	2801	3179	3558	3936
JROTC Rifle Team		2422	2801	3179	3558	3936
Sch Tech Coordinator		2422	2801	3179	3558	3936
Drill Corps		2019	2338	2649	2965	3280
Cross Country (1)		2019	2338	2649	2965	3280
Field Hockey		2019	2338	2649	2965	3280
Soccer (1)		2019	2338	2649	2965	3280
Tennis (1)		2019	2338	2649	2965	3280
JV Volleyball		1615	1867	2119	2372	2624
Golf (1)		1615	1867	2119	2372	2624
Swimming		1615	1867	2119	2372	2624
Chess Sponsor		1615	1867	2119	2372	2624
ROTC Drill Team		1615	1867	2119	2372	2624
Asst. Wrestling (2)	26	1615	1867	2119	2372	2624
Asst. Field Hockey (2)	JV SCH	1615	1867	2119	2372	2624
Asst. Track (1)(2)	32	1211	1400	1589	1779	1968
Asst. Soccer (1)(2)	JV SCH	1211	1400	1589	1779	1968
Freshman Basketball (1)		1211	1400	1589	1779	1968
Freshman Football		1211	1400	1589	1779	1968

ASSISTANT ATHLETIC DIRECTOR'S (GAME MANAGERS)

TITLE	STEP 0	STEP 1	STEP 2	STEP 3	STEP 4
Assistant Athletic Director	1700	2000	2300	2600	3000


Schools will be required to pay the listed Board approved scale. However, step progression **is not** mandatory.

SCHOOL FUNDED SPORT/SUPPORT POSITIONS

TITLE	STEP 0	STEP 1	STEP 2	STEP 3	STEP 4
SCHOOL FUNDED SPORT/SUPPORT	200	500	800	1100	1400

Schools will be required to pay the listed Board approved scale. However, step progression **is not** mandatory.

OTHER ACTIVITIES IN SENIOR HIGH SCHOOLS AND *YPAS

TITLE	STEP 0	STEP 1	STEP 2	STEP 3	STEP 4
Band Director	3633	4201	4769	5337	5904
Acad Comp Coordinator	2422	2801	3179	2558	3936
Asst Band Director 	1615	1867	2119	2372	2624
*Choral Director	1615	1867	2119	2372	2624
Newspaper Sponsor	1615	1867	2119	2372	2624
Yearbook Sponsor	1615	1867	2119	2372	2624
*Drama Sponsor	1615	1867	2119	2372	2624
Speech and Debate	1615	1867	2119	2372	2624
*Instrumental Band Dir	1615	1867	2119	2372	2624
*Instrumental Strings Dir	1615	1867	2119	2372	2624
Orchestra (Concert) Dir	1615	1867	2119	2372	2624
Quick Recall Sponsor	1615	1867	2119	2372	2624
**JV Quick Recall Sponsor	570				
**Future Problem Solving Sponsor	363				

Band Director: Out of County Band Camp \$80.00 per day, Maximum 7 days

ATHLETIC AND RELATED ACTIVITIES IN MIDDLE SCHOOLS

TITLE	STEP 0	STEP 1	STEP 2	STEP 3	STEP 4
School Tech Coordinator	2019	2338	2649	2965	3280
Act/Athletic Director	1211	1400	1589	1779	1968
Basketball (1)	1211	1400	1589	1779	1968
Acad Comp Coordinator	1211	1400	1589	1779	1968
Cheerleaders	807	933	1060	1186	1312
Drill Corps	404	467	530	593	656
Quick Recall	404	467	530	593	656
Future Problem Solving	404	467	530	593	656
Activities Sponsor (AD)	404	467	530	593	656


ACTIVITIES IN ELEMENTARY SCHOOLS


TITLE	STEP 0	STEP 1	STEP 2	STEP 3	STEP 4
School Tech Coordinator	1615	1867	2119	2372	2624

EXTRA SERVICE RATES

TITLE	DUTY	RATE
TUTORING	After school activities – not instruction (CERTIFIED ONLY)	\$13.26 per hour
CERTIFIED	Other Extra Service Duties	\$10.00 per hour
CERTIFIED	Stipend Pay - Example - \$25.00 selling tickets	\$10.00 per hour
CLASSIFIED: 1A -1B	Are to be paid their hourly rate and time and a half over 40 hours for any Extra Service performed.	Hourly + overtime
CLASSIFIED SUBSTITUTES	Clerical, Food Service, Custodian, Instructional Assistants, Bus Monitors	\$8.73 per hour

(1) Increment times 1.5 is paid to a person who coaches both teams.

 Increment is for teams which meet approved participation levels.

 Increment is for 100 or more members of marching band.

** Paid by the Academic Competition Department and not subject to step increases

* Positions are not subject to shared duty including those of head coaches.

Butler Traditional

Butler Traditional High School
Department of Athletics

Butler Traditional High School · 2222 Crums Lane · Louisville, KY 40216 · (502) 485-8506 · (502) 485-8220
Mike Crawley, Athletic Director, Fax (502) 485-8517, email, mike.crawley@jefferson.kyschools.us

The following reflects the "Prime Time/Prime Night" Home scheduling of the Butler Traditional High School Girls and Boys Varsity Basketball Schedule for the 2009-2010 season.

The Girls Varsity Basketball team played seven home basketball games for the 2009-2010 season.
The Boys Varsity Basketball team played eight home basketball games for the 2009-2010 season.

The breakdown of the seven girls games are as follows:

The girls had seven home games and three were played on Prime Nights; 43%.

Five were played on nights which the Boys Varsity also played a home game. Of the five games played the same nights as the boys, two were held on Fridays (Prime Night) and three were held on Tuesdays. Of the two Friday dates, the girls played at the "Prime Time" 7:30 one night and the boys played at 7:30 the other night.

Of the two remaining nights, which the Girls Varsity played at home, one was played on a Tuesday and one was on a Friday. Of these two games, both were played during the Prime Time slot.

Every effort has been made to adhere to the Prime Time/Prime Night directive issued in 1972 to scheduling home basketball games at the high school level.

Butler Traditional

Butler Traditional High School
Department of Athletics

Butler Traditional High School · 2222 Crums Lane · Louisville, KY 40216 · (502) 485-8506 · (502) 485-8220
Mike Crawley, Athletic Director, Fax (502) 485-8517, email, mike.crawley@jefferson.kyschools.us

The following guidelines were used for the selection of the cheerleading squads at Butler Traditional High School.

2009-2010 School Year:

A team of KAPOS and Cheer sponsors were the judges. They watched a try-out routine by each participant, and selected the teams. The try-outs were held after a two-day cheerleading clinic at which time each participant was coached in the elements of cheerleading.

The Cheerleading Squad will be divided into three squads; a Varsity squad, a JV Squad, and a competition squad. Each will cheer selected home and away Varsity and JV Football games. The competition squad will consist of members from both the varsity and the JV squads.

The Varsity Squad will also be responsible for cheering at all home and away Varsity Boys and Girls Basketball games. Alternating the home and away and the gender of the games cheered by the two squads accomplished a balance. No one squad will be responsible for cheering just for boys and girls.



INTERSCHOLASTIC ATHLETICS STUDENT SURVEY – (FORM T-61)

1. Is the School District offering the interscholastic sport(s) you want to play?

531 Yes

136 No, I want to play _____

312 I am not interested in athletics

2. During the **fall season**, which sport would you like to play?

200 Football

147 Volleyball (Girls)

51 Cross Country (Boys)

49 Cross Country (Girls)

46 Golf (Boys)

15 Golf (Girls)

53 Soccer (Boys)

71 Soccer (Girls)

440 I would not participate

3. During the **winter season**, which sport would you like to play?

151 Basketball (Boys)

79 Basketball (Girls)

32 Swimming & Diving (Boys)

51 Swimming & Diving (Girls)

65 Wrestling (Boys)

85 Indoor Track (Boys)

65 Indoor Track (Girls)

512 I would not participate

4. During the **spring season**, which sport would you like to play?

111 Track (Boys)

80 Track (Girls)

47 Tennis (Boys)

77 Tennis (Girls)

92 Fast Pitch Softball (Girls)

113 Baseball (Boys)

486 I would not participate

5. Do you participate in intramural sports? If yes, which sports(s)?

181 Yes Basketball, Powder Puff

764 No _____

6. Which intramural sports, if any, would you like to see added?

Flag Football, Volleyball, Basketball, Bowling, Cheerleading, Step



INTERSCHOLASTIC ATHLETICS STUDENT SURVEY – (FORM T-61)

7. Do you participate in non-school sport activities? If you do, which sport(s)?
311 Yes _____
563 No _____
8. Are you currently participating in interscholastic athletics during any season?
329 Yes
519 If no, why don't you participate in interscholastic athletics?
57 I prefer other activities such as band, chorus, etc.
186 I don't have time
38 The practice schedules and game times are inconvenient
57 The sport I like isn't offered
31 It's too expensive
33 I prefer to participate in club or intramural sports
74 Working
100 Other

9. Do you have any suggestions to encourage participation?

10. Which Non-KHSAA championship sport would you like to play?
154 Archery
72 Field Hockey
130 Bowling
18 Gymnastics (Boys)
114 Gymnastics (Girls)
77 Ice Hockey
69 Lacrosse (Boys)
43 Lacrosse (Girls)
147 Rifle
99 Rodeo
64 Slow Pitch Softball
33 Volleyball (Boys)
126 Weightlifting
268 I would not participate

OPTIONAL

Name: _____
 Age: _____
 Male: _____
 Female: _____

(check one)