



**KHSAA TITLE IX
ANNUAL REPORT SUBMISSION
STATUS REPORT
2009-2010**

KHSAA
Form T65
Revised 4/09

TO: KHSAA Member School Superintendents, Principals, and Athletic Directors

FROM: Brigid L. DeVries, Commissioner
Darren Bilberry, Assistant Commissioner

DATE: May 21, 2010

School	Danville High School	Reviewed by	Kathy Johnston
--------	----------------------	-------------	----------------

The following is a status report regarding the required 2009-2010 Title IX Annual Report submission of forms due into the KHSAA office by April 15, 2010. Appropriate KHSAA Audit Team personnel have reviewed these forms and the following is a summary of this review.

I. Checklist of Forms properly submitted in a satisfactory manner:

<input checked="" type="checkbox"/>	GE 19 (Annual Verification)	<input checked="" type="checkbox"/>	T-35 (Budget Expenses)
<input checked="" type="checkbox"/>	T-1 (Summary Program Chart 1)	<input checked="" type="checkbox"/>	T-36 (Budget Expenses)
<input checked="" type="checkbox"/>	T-2 (Summary Program Chart 2)	<input checked="" type="checkbox"/>	T-41 (Checklist – Overall Interscholastic Program)
<input checked="" type="checkbox"/>	T-3 (Summary Program Chart 3)	<input checked="" type="checkbox"/>	T-60 (Corrective Action Plan)
<input checked="" type="checkbox"/>	T-4 (Summary Program Chart 4)	<input checked="" type="checkbox"/>	T-63 (Interscholastic Survey Results)

II. Status

A.	<input checked="" type="checkbox"/>	2009-2010 Forms are satisfactory and no further information or action is necessary at this time.
B.		Errors have been noted with respect to the following forms:
C.		The following forms were omitted and must be submitted by school representatives:
D.	<input checked="" type="checkbox"/>	According to the 2009-2010 data, the school appears to be meeting the standards established in: <input type="checkbox"/> Test 1 (Athletic participation is proportionate to enrollment) <input type="checkbox"/> Test 2 (History and continuing practice of program expansion) <input checked="" type="checkbox"/> Test 3 (Full and effective accommodation of interests and abilities)
E.	<input checked="" type="checkbox"/>	Other Recommendation and Comments: All calculations appear to be correct. The data submitted indicates that the school is meeting the standard for Test 3 for the provision of athletic opportunities. In the area of benefits, total athletic spending appears to be within the acceptable parameters both on a percentage and per athlete basis. Thank you.



KENTUCKY HIGH SCHOOL ATHLETIC ASSOCIATION
2008-2009 ANNUAL VERIFICATION OF TITLE IX PROCEDURES
 (To be submitted by April 15, 2009 along with other required forms)

KHSAA Form GE19
 F. Forms/GE19
 Rev. 12-08

MAR 29 2010

The Danville High School, Danville, Kentucky
 (Name of High School) (City)

certifies to the Kentucky High School Athletic Association that the following is an accurate and true representation of the facts surrounding compliance with 20 U.S.C. Sections 1681-1688, et. Seq. (also known as Title IX)

I certify the following provisions in accordance with records at the school contained in the permanent Title IX file, at least one copy of which must be maintained in the Principal's office, and to the best of my knowledge have completed the following tasks.

Established a gender equity committee at the high school. (List committee personnel and provide attachment if necessary)

Name	Address	Phone	Title
(Supt., Principal, Student, Parent, Coach, Etc.)			
SEE ATTACHED LIST OF COMMITTEE MEMBERS			

Scheduled a minimum of three meetings during the 2008-2009 school year on the following dates:

August 20, 2008, December 17, 2008, March 18, 2009 and May 20, 2009

Meetings had to be rescheduled due to conflicts and inclement weather. Committee actually met on 8/20/2008 and 2/25/2009.

Designated the following person(s) as the Title IX coordinator for the school:

Name	Title	Address	Phone
Christel Belcher	District Sp. Ed Facilitator	152 E. ML King Blvd.	859.238.1300 X 1150

Designated the following person(s) as the Title IX coordinator for the district:

Name	Title	Address	Phone
David R. Davis	Dir. of Admin. Services	152 E. ML King Blvd.	859.936.8503

School personnel are continuing to make periodic reviews of the boys' and girls' athletics program reflected in the Corrective Action Plan.

In addition to the above information, the above referenced school maintains a complete permanent file relative to Title IX records including copies of the self-assessment audit, all corrective action plans, and other related materials.

Principal's Signature

March 15, 2010

Date

Superintendent Signature

School Board Chairpersons' Signature

(Send original copy to KHSAA - Maintain duplicate in Title IX school folder)

DANVILLE SCHOOLS
"Anchored in Excellence"

DANVILLE HIGH SCHOOL

GENDER EQUITY COMMITTEE
2008-2009 SCHOOL YEAR

<u>NAME</u>	<u>ROLE</u>	<u>ADDRESS (Danville, KY 40422)</u>	<u>PHONE #</u>
Christel Belcher, Chair	District Special Education Facilitator	460 Stanford Ave.	859.238.1305
Sam Harp	Athletic Director, DHS	203 E. Lexington Ave.	859.238.1327
Jerry Perry	Coach, DHS Girls Softball/Asst. Coach, DHS Football	203 E. Lexington Ave.	859.238.1308
Judie Mason	Coach, DHS Girls Basketball	203 E. Lexington Ave.	859.238.1308
Jerry Perry	Coach, DHS Girls Softball	203 E. Lexington Ave.	859.238.1308
Vacancy	Parent, DHS		
Becky Fuqua	Parent, Bate Middle School	209 N. Maple Ave.	859.238.1319
Lencia Mountjoy	Parent, BMS/DHS	700 East Dr.	859.239.0223-H
Byron Hempel	Student, DHS	203 E. Lexington Ave.	859.238.1308
Brooke Lange	Student, DHS	203 E. Lexington Ave.	859.238.1308
Lisa Fisher	Athletic Trainer, DHS	203 E. Lexington Ave.	859.238.1308
David R. Davis	District Title IX Coordinator	152 E. Martin Luther King Blvd.	859.936.8503
Ed McKinney, Ex-Officio Member	Asst. Principal & G/B Cross-Country Coach	203 E. Lexington Ave.	859.238.1308
Win Smith, Ex-Officio Member	Principal, DHS	203 E. Lexington Ave.	859.936.8402

Purpose of the Gender Equity Committee

The purpose of the Gender Equity Committee is to review athletic and recreational programs on an annual basis and make recommendations to the superintendent and the Danville Board of Education that ensure equity in these programs in compliance with Title IX.

Membership of the Gender Equity Committee

The membership of the Gender Equity Committee shall include at least the following: the District Title IX Coordinator; the high school athletic director; coaches from high school athletic teams or cheerleader squads; and high school parents. The high school principal and the assistant principal shall be ex-officio members of the committee.



**2009-2010
ACCOMMODATION OF INTERESTS AND ABILITIES
SUMMARY PROGRAM CHART (Form T-1)**

Participation Opportunities: Test One - Proportionality

		(Column 1)	(Column 2)	(Column 3)	(Column 4)
	Program	Enrollment	Percentage of Total Enrollment	Number of Interscholastic Participants (double and triple count)	Percentage of Total Participation
Row 1	GIRLS	254	48%	190	42%
Row 2	BOYS	272	52%	266	58%
Row 3	Totals	526	100%	456	100%

Instructions:

*Number of 8th grade students & below used in
Column 3 and Column 4 calculations: 49

- 1) Determine the total number of girls enrolled, (place in Row 1, Column 1). Determine the total number of boys enrolled, (place in Row 2, Column 1).
- 2) Add the total number of girls and boys enrolled to determine total enrollment, (place in Row 3, Column 1).
- 3) Calculate the percentage of total enrollment that is female. (Divide Row 1, Column 1 by Row 3, Column 1 and place in Row 1, Column 2.) Calculate the percentage of total enrollment that is male. (Divide Row 2, Column 1 by Row 3, Column 1 and place in Row 2, Column 2.) Note: Row 1, Column 2 plus Row 2, Column 2 should total 100%.
- 4) Ask coaches to confirm the names of those individuals who are on the team as of the first **date of regular season competition**, and cross out the names of those who were cut from the team or quit the team prior to the first regular season competitive event. Determine the total number of interscholastic athletics participants that are girls, (and place in Row 1, Column 3). In order to determine the total number of athletics participants, an individual should be counted each time he or she participates on a team. For example, if Jane Doe competes on the varsity volleyball team, the junior varsity volleyball team, the junior varsity basketball team, and the varsity softball team, she should be counted as four participants (**do not include club or intramural sports participants, cheerleaders, dance teams, or pom squads**). Calculate the same way for boys and girls. * In addition, should 8th grade students and below play on a Freshman, Junior Varsity, or Varsity team, they should also be counted for each team and sport on which they participate. If applicable, please asterisk in the above notation as to how many 8th grade students & below are included in the totals.
Using the same procedure, determine the total number of interscholastic athletic participants that are boys, (and place in Row 2, Column 3). Add Row 1, Column 3 plus Row 2, Column 3 to get total participants and place in Row 3, Column 3.
- 5) Calculate the percentage of female participation. (Row 1, Column 3 divided by Row 3, Column 3 and place in Row 1, Column 4.) Calculate the percentage of male participation. (Row 2, Column 3 divided by Row 3, Column 3 and place in Row 2, Column 4.) Note: Row 1, Column 4 plus Row 2, Column 4 should total 100%.

Note: While being within three percent is not a formal compliance standard, if the percent listed in Row 1, Column 4 is within 3% of Row 1, Column 2, then it provides a good target within which compliance is likely.

Principal's Signature:  Date: March 15, 2010



**2009-2010
ACCOMMODATION OF INTERESTS AND ABILITIES
SUMMARY PROGRAM CHART (FORM T-2)
PARTICIPATION OPPORTUNITIES: TEST TWO - PROGRAM
EXPANSION**

		Column 1	Column 2	Column 3	Column 4	Column 5
Program		Number of Teams Currently Offered	Number of Participants	Number of Teams Added Since the beginning of the 2005-2006 School Year	Current Number of Participants for the 2009-2010 school year who are playing on teams added since the 2005-2006 School Year	Percent of Total Participation By Sex Added Since the beginning of the 2005-2006 School Year
GIRLS Row 1	varsity:	8	130	1	19	
Row 2	j.v.:	3	60	1	11	
Row 3	frosh:	0	0	0	0	
Row 4	total:	11	190	2	30	16%
BOYS Row 5	varsity:	10	179	0	0	
Row 6	j.v.:	3	63	0	0	
Row 7	frosh:	2	24	0	0	
Row 8	total:	15	266	0	0	0

- 1) For Column 1, list the number of interscholastic teams offered for girls and boys at each competitive level (varsity, junior varsity, and freshman). For girls, total each of the entries in Rows 1, 2, and 3 into Row 4. For boys, total Rows 5, 6, and 7 into Row 8.
- 2) For Column 2, list the number of participants at each level. For girls, total each of the entries in Rows 1, 2, and 3 into Row 4. For boys, total Rows 5, 6, and 7 into Row 8. Note: The totals in Row 4 for girls and in Row 8 for boys must be the same as the totals in Form T-1, Column 3, Rows 1 and 2 respectively.
- 3) For Column 3, list the number of interscholastic teams that have been added in the last five years at each competitive level. Count each team added during the 5 year period only one time. e.g. Girl's junior varsity soccer was added 3 years ago, count the team only once, not 3 times. For girls, total the entries in Rows 1, 2, and 3 into Row 4. For boys, total Rows 5, 6, and 7 into Row 8.
- 4) For Column 4, list the number of participants that are currently on each level of the teams that were added in the last five years. If a team was added previously but no longer exists, there are no current participants to be added for that team. For girls, total the entries in Rows 1, 2, and 3 into Row 4. For boys, total Rows 5, 6, and 7 into Row 8.
- 5) For Column 5, calculate the percentage of participants that have been added in the last five years. For girls, take the number in Column 4, Row 4 and divide by the number in Column 2, Row 4. For boys, take the number in Column 4, Row 8 and divide it by the number in Column 2, Row 8.
- 6) **Note: If the percentage of current participants added in the last five years is 25% or greater for the underrepresented sex (most likely girls), compliance with Test Two may be possible. If less than 25%, then compliance with Test Three should be analyzed. CAUTION: 25% is not a formal compliance standard.**

Principal's Signature:  Date: March 15, 2010



**2009-2010
ACCOMMODATION OF INTERESTS AND ABILITIES
SUMMARY PROGRAM CHART (FORM T-3)**

KHSAA Form T3
Rev. 11/09

Participation Opportunities Test Three Full Accommodation

FOR ANY QUESTION ANSWERED "YES" IDENTIFY THE RESPECTIVE SPORT(S).

	GIRLS (Yes / No)		BOYS (Yes / No)
1. Based on the responses from your most recent student survey, is there sufficient interest to form a viable interscholastic team for a sport not currently offered? If yes, what sport?	No		No
2. For a sport not currently offered at the varsity level, is there sufficient interest based on your most recent Student Interest Survey to form a viable team for an interscholastic freshman team or junior varsity team?	No		No
3. For a sport currently offered at the interscholastic Junior Varsity or freshmen level, is there sufficient interest, based on your most recent Student Interest Survey, to form a varsity team?	No		No
4. If you answered YES to question (1), (2), or (3), are there enough high schools in the geographic area offering the sport (at the appropriate level) to allow for the development of a reasonable schedule of competition?			
5. If you answered YES to question (1), (2), (3), or (4), are there enough high schools in the geographic area offering the sport (at the appropriate level) to allow for the development of a reasonable schedule of competition?			

Remember, test three – full accommodation means addressing the unmet interest of the underrepresented sex (most likely girls), not the overrepresented sex (most likely boys).

Plans to Address Interest:

Principal's Signature :  Date: March 15, 2010



2009-2010
ACCOMMODATION OF INTERESTS AND ABILITIES
SUMMARY PROGRAM CHART (FORM T-4)

KHSAA Form T4
Rev. 11/09

Levels of Competition Test One

		Column 1	Column 2	Column 3
Girls	Team Levels	Number of Teams Currently Offered	Number of Participants	Percentage of Participants at Each Level
Row 1	varsity:	8	130	68%
Row 2	j.v.:	3	60	32%
Row 3	frosh:	0	0	0
Row 4	total:		190	100%
Boys				
Row 5	varsity:	10	179	67%
Row 6	j.v.:	3	63	24%
Row 7	frosh:	2	24	9%
Row 8	total:		266	100%

- 1) Column 1, list the number of interscholastic teams offered for girls and boys at each competitive level; varsity, junior varsity, and freshman. (Refer to Form T-2, Accommodation of Interests and Abilities, Summary Program Chart 2, Column 1.)
- 2) For Column 2, list the number of participants at each level. For girls, total the entries in Rows 1, 2, and 3 into Row 4. For boys, total the entries in Rows 5, 6, and 7 into Row 8. (Refer to Form T-2, Accommodation of Interests and Abilities, Summary Program Chart 2, Column 2.)
- 3) For Column 3, calculate the percentage of female and male participants at each level.
For girls' varsity, junior varsity, and frosh, respectively:
 - Divide Column 2, Row 1 by Column 2, Row 4, and place the percentage in Column 3, Row 1
 - Divide Column 2, Row 2 by Column 2, Row 4, and place the percentage in Column 3, Row 2.
 - Divide Column 2, Row 3 by Column 2, Row 4, and place the percentage in Column 3, Row 3.For boys' varsity, junior varsity, and frosh, respectively:
 - Divide Column 2, Row 5 by Column 2, Row 8, and place the percentage in Column 3, Row 5.
 - Divide Column 2, Row 6 by Column 2, Row 8, and place the percentage in Column 3, Row 6.
 - Divide Column 2, Row 7 by Column 2, Row 8, and place the percentage in Column 3, Row 7.

Principal's Signature: 

Date: March 15, 2010



**2009-2010
ACTUAL EXPENDITURES - PROGRAM COMPARISON CHART 1 -(FORM T-35)
TO INCLUDE BOOSTER CLUB FUNDING**

Sports	Equipment and Supplies		Travel		Awards		Coaches' salaries (to include supplemental and extended employment; dollar amount required)			Facilities improvements		Publications (if sport-specific)	
	School	Booster	School	Booster	School	Booster	School	# Coaches for all levels / # Teams for all levels	School	Booster	School	Booster	
G basketball	1782		2005		0		16306	5					
B basketball	252		2604		0		14900	3					
G softball	4378		284		0		7777	2	6500				
B baseball	2324		921		0		9846	3					
G cross country	0		521		162		2654	.5					
B cross country	0		521		162		2654	.5					
G golf							0	No Participants					
B golf	647		456		57		2115	1					
G soccer	3544		2465		240		15594	3					
B soccer	1957		2204				11953	3					
G swimming			446		139		3162	1					
B swimming			446		139		3162	1					

- Total expenditures on T-35 and T-36 on the 2009-2010 year report due by April 15, 2010 of each school year, should reflect the total monies spent (rounded off to nearest dollar) for the entire school year of 2008-2009 ending June 30, 2009.
- Booster Club Funding/Contributions must be included in the above expenditures total. (Note: It is illegal for coaches to be paid by Booster Clubs - Reference KHSAA Bylaw 27)

Principal's Signature:  Date: March 15, 2010



**2009-2010
ACTUAL EXPENDITURES - PROGRAM COMPARISON CHART 2 - (Form T36)
TO INCLUDE BOOSTER CLUB FUNDING**

KHSAA Form T36
REV. 11/09

Sports	Equipment and supplies		Travel		Awards		Coaches' salaries (to include supplemental and extended employment; dollar amount required)			Facilities improvements		Publications (if sport-specific)	
	Expenditures		Expenditures		Expenditures		Expenditures			Expenditures		Expenditures	
	School	Booster	School	Booster	School	Booster	School	# Coaches for all levels / # Teams for all levels	School	Booster	School	Booster	
G track	56		149		246		5106	1.5					
B track	56		149		246		5366	1.5					
G tennis	741		365		0		2854	1					
B tennis	799		298		0		2529	1					
G volleyball	117		1104		135		4441	1					
B wrestling	405		1112		0		6996	2					
G (list sport)													
B football	5835		1124		268		54225	7					
G (list sport)													
B (list sport)													

- Total expenditures on T-35 and T-36 on the 2009-2010 year report due by April 15, 2010, should reflect the total monies spent (rounded off to nearest dollar) for the entire school year of 2008-2009 ending June 30, 2009.
- Booster Club Funding/Contributions must be included in the above expenditures totals. Indicate percentage of total expenditures for each gender. (If disparities are obvious, list on your Corrective Action Plan (T-60) what action you will take to correct the problem.)

Gender	Expenditures	Percentage
Boys	\$ 136728	62.1%
Girls	\$ 83273	37.9%
Total:	\$ 220001	100%

Principal's Signature: _____ Date: March 15, 2010



**2009-2010 KHSAA TITLE IX ATHLETICS AUDIT (Form T-41)
Checklist - Overall Interscholastic Athletics Program**


KHSAA Form T41
Rev. 11/09

DIRECTIONS:

For the Areas of Compliance (Opportunities and Benefits) listed on the left hand side of the page, place a checkmark under the appropriate column identifying whether your school provided an advantage to the Girls' Program, or to the Boys' Program or to Neither Program. A review of T-35 and T-36 spending patterns might be helpful in completing this form.

Areas of Compliance:	ADVANTAGE TO:		
	GIRLS' PROGRAM	BOYS' PROGRAM	NEITHER PROGRAM
OPPORTUNITIES			
Accommodation of Interest and Abilities			X
BENEFITS			
Equipment and Supplies			X
Scheduling of Games and Practice Time			X
Travel and Per Diem Allowances			X
Coaching			X
Locker Rooms, Practice and Competitive Facilities			X
Medical and Training Facilities and Services			X
Publicity			N/A
Support Services			N/A
Housing and Dining			N/A
Tutoring			N/A
Athletic Scholarships			N/A

If an advantage/inequity is indicated, corrective action should be shown on the Corrective Action Plan, Form T-60.

Principal's Signature: 

Date: March 15, 2010

**DANVILLE SCHOOLS - TITLE IX/KHSAA
CORRECTIVE ACTION PLAN SY01 & SY02 - Continued SY03 -- SY11**

ITEM FOR CORRECTION	SUGGESTED CHANGE	TIME TABLE	STATUS REPORT - 3/15/2010
1. GIRLS' SOFTBALL FACILITIES	<p>A. Conduct study for improvements of girls' softball field at the city park.</p> <p>B. Determine list of possible improvements through school district/ local government cooperation.</p> <p>C. Implement improvements resulting from study and school/local government cooperation.</p> <p>* Conduct/report results of feasibility study of campus girls' softball field (Superintendent, Danville Board of Education, Director of Facilities, & Athletic Director).</p>	<p>* By December 31, 2000</p> <p>* By June 30, 2001</p> <p>* By December 31, 2001</p> <p>* January 9, 2006</p> <p>April 2009</p>	<p>➤ On 11/19/2001, a DRAFT Master Plan for the Athletic Complex was presented to the DBOE, including a site survey and cost estimates for girls softball field and other upgrades.</p> <p>➤ Public report on study results to DBOE - 1-14-02 .</p> <p>➤ The Master Plan for the Athletic Complex is included in the 2008-2011 Facilities Plan that was approved by the DBOE in April 2008 and KY BOE in May 2008.</p> <p>➤ There was Board discussion of improvements to the Athletic Site - 12/2007</p> <p>➤ On January 14, 2008, The DBOE voted to enter into a 10-year lease agreement with the City of Danville for Troy Trumbo Field.</p> <p>➤ Girls softball field improvements, approved by the DBOE on June 23, 2008, have been completed and the field was used in Spring 2009. Documentation is in the official records of the Gender Equity Committee.</p>
2. UNIFORMS AND EQUIPMENT	<p>◆ Continue efforts to upgrade and replace uniforms and equipment for all sports on a cyclical basis.</p>	<p>* Ongoing</p>	<p>➤ Allocation provided by DBOE for support of "Non-revenue sports" at BMS and DHS -\$12000-DHS \$ 5000 - BMS + Allocation for Uniform Cycle</p>
3. GE/TITLE IX COMMITTEE MEMBERSHIP	<p>◆ Ensure student membership on committee.</p>	<p>* SY 2008-2009 * SY 2009-2010</p>	<p>➤ GE Committee has representation for all stakeholders. 2 DHS students are currently on the Committee. 2 DHS students are being selected for the 2010-2011 Committee.</p>
4. PRIME TIME GIRLS BASKETBALL GAMES	<p>◆ Schedule equitable balance of Prime Time games.</p>	<p>* Ongoing</p>	<p>➤ Prime Time Requirements were built into the 09-10 schedules</p>
5. STUDENT INTEREST SURVEY	<p>◆ Survey students in grades 8-11 on a biennial basis</p>	<p>* 3/2010</p>	<p>➤ DHS started a Girls Golf Team in 2007-08. Survey has been completed for 2009-2010.</p>
6. ANNUAL TITLE IX REPORTS TO KHSAA	<p>◆ Implement KHSAA suggestions for annual reporting</p>	<p>* Ongoing</p>	<p>➤ Report was reviewed by KHSAA in 4/09 - 100% Compliance</p> <p>➤ 2009-10 Title IX Reporting Forms will be submitted to KHSAA by April 15, 2010.</p>

To utilize this form, indicate the intended area that needs corrective action and the suggested timetable for implementation. You may copy this form as needed. Please attach corrective action plans along with required Title IX/KHSAA forms and submit by April 15 of each year.

[Handwritten Signature] 3/15/10



**INTERSCHOLASTIC ATHLETICS
SURVEY (FORM T-63)
Summary of Student Responses**

*KHSAA Form T63
Rev. 11/09
Page 1-3*

School Year: 2009-2010

School Name: Danville High School

**Enrollment
(9-12 Grade):** 526 (SHOULD AGREE WITH FORM T-1, COLUMN 1, ROW 3)

Number of 9-11 Grade Students Surveyed: 405

Number of 8th Grade Students Surveyed: 130

Date: March 4, 2010

Completed By: Christel Belcher

Instructions:

1. Summarize the Student Athletics Interest Surveys Form T-61 by listing the total number of responses on the line next to each sport.
2. Under the Other Category please provide a listing of the sports as well as the number of students who are interested in participating.
3. Please sign and date this Summary Form (T-63) and mail this Summary Form only to the KHSAA by April 15. Do not mail the student surveys (Form T-61). However, these Forms should be maintained in your files in the event they are requested subsequently.

535 Number of Surveys
447 Total Returned (*A minimum of 80% return is expected*)
8th - 11th Grades Surveyed (*Should be grades 9-11 and 8th grade if school has a feeder system*)

Who Administered The Survey? Christel Belcher
 How Was The Survey Administered? All home rooms
 Give details on how it was administered and to which school group, Example: English classes, or all home rooms, etc. or advisee/advisor?)

KHSAA Sanctioned Fall Sports (*List Total Number of Participation Responses*)

11 Cross Country (Girls)
12 Cross Country (Boys)
59 Football (Boys)
2 Golf (Girls)
12 Golf (Boys)
30 Soccer (Girls)
19 Soccer (Boys)
43 Volleyball (Girls)

Winter Sport (*List Total Number of Participation Responses*)

<u>25</u>	Basketball (Girls)
<u>49</u>	Basketball (Boys)
<u>11</u>	Indoor Track (Girls)
<u>21</u>	Indoor Track (Boys)
<u>18</u>	Swimming & Diving (Girls)
<u>9</u>	Swimming & Diving (Boys)
<u>17</u>	Wrestling (Boys)

Spring Sport (*List Total Number of Participation Responses*)

<u>33</u>	Baseball (Boys)
<u>30</u>	Fast Pitch Softball (Girls)
<u>26</u>	Tennis (Girls)
<u>9</u>	Tennis (Boys)
<u>32</u>	Track (Girls)
<u>26</u>	Track (Boys)

Non-KHSAA Championship Sports (*From Student Survey T-61 Question 10*)

<u>69</u>	Archery
<u>13</u>	Field Hockey
<u>56</u>	Bowling
<u>11</u>	Gymnastics (Boys)
<u>47</u>	Gymnastics (Girls)
<u>24</u>	Ice Hockey
<u>29</u>	Lacrosse (Boys)
<u>29</u>	Lacrosse (Girls)
<u>41</u>	Rifle
<u>16</u>	Rodeo
<u>9</u>	Slow Pitch Softball
<u>8</u>	Volleyball (Boys)
<u>0</u>	Water Polo
<u>44</u>	Weightlifting
<u> </u>	Other sports not listed _____

Number of Students who participate in Intramural Sports
(*From Student Survey T-61 Question 5*)

Sport	Number
Powder Puff Football, Pool/billiards, fast Pitch, dance, soccer, basketball, flag	25
Football, volleyball	

List Intramural Sports students are interested in adding:
 (From Student Survey T-61 Question 6)

<u>Sport</u>		<u>Number</u>
Rifle Team	Hockey	
BMX	golf	
Ultimate Frisbee,	jump rope	
Rugby	paintball	
Hockey	handball	

Participation in Non-School Sports Activities
 (From Student Survey T-61 Question 7)

<u>Sport</u>	<u>Number</u>
Tennis, horseback riding, softball,	90
Cheerleading, indoor soccer, motocross	
Drag racing, swimming, wrestling, track	

Reasons for not participating in interscholastic athletics
 (From Survey Question 8)

- 51 I prefer other activities such as band, chorus, etc.
- 68 I don't have time
- 16 The practice schedules and game times are inconvenient
- 14 The sport I like isn't offered
- 10 It's too expensive
- 5 I prefer to participate in club or intramural sports
- 17 Working
- 39 Other: _____

Student Suggestions to encourage participation

more choices; posters and assemblies to advertise; better coaches; some kids can't afford to participate so lower prices; have cookouts; provide a dance team; make it fun; a better variety of sports; add bowling; shorter school day; make practice more convenient to those who have a job; help get college scholarships; make each student participate in one sport



 Principal's Signature

March 15, 2010

 Date



KENTUCKY HIGH SCHOOL ATHLETIC ASSOCIATION
2008-2009 ANNUAL VERIFICATION OF TITLE IX PROCEDURES
 (To be submitted by April 15, 2009 along with other required forms)

KHSAA Form GE19
F-Form/GE19
Rev. 12 08

The Danville High School, Danville, Kentucky
 (Name of High School) (City)

certifies to the Kentucky High School Athletic Association that the following is an accurate and true representation of the facts surrounding compliance with 20 U.S.C. Sections 1681-1688, et. Seq. (also known as Title IX)

I certify the following provisions in accordance with records at the school contained in the permanent Title IX file, at least one copy of which must be maintained in the Principal's office, and to the best of my knowledge have completed the following tasks.

Established a gender equity committee at the high school. **(List committee personnel and provide attachment if necessary)**

Name	Address	Phone	Title
(Supt., Principal, Student, Parent, Coach, Etc.)			
SEE ATTACHED LIST OF COMMITTEE MEMBERS			

Scheduled a minimum of three meetings during the 2008-2009 school year on the following dates:

August 20, 2008, December 17, 2008, March 18, 2009 and May 20, 2009

Meetings had to be rescheduled due to conflicts and inclement weather. Committee actually met on 8/20/2008 and 2/25/2009.

Designated the following person(s) as the Title IX coordinator for the school:


Name	Title	Address	Phone
Christel Belcher	District Sp. Ed Facilitator	152 E. ML King Blvd.	859.238.1300 X 1150

Designated the following person(s) as the Title IX coordinator for the district:

Name	Title	Address	Phone
David R. Davis	Dir. of Admin. Services	152 E. ML King Blvd.	859.936.8503

School personnel are continuing to make periodic reviews of the boys' and girls' athletics program reflected in the Corrective Action Plan.

In addition to the above information, the above referenced school maintains a complete permanent file relative to Title IX records including copies of the self-assessment audit, all corrective action plans, and other related materials.



 Principal's Signature

March 15, 2010
 Date



 Superintendent Signature



 School Board Chairpersons' Signature

(Send original copy to KHSAA - Maintain duplicate in Title IX school folder)

DANVILLE SCHOOLS
"Anchored in Excellence"

DANVILLE HIGH SCHOOL

GENDER EQUITY COMMITTEE
2008-2009 SCHOOL YEAR

<u>NAME</u>	<u>ROLE</u>	<u>ADDRESS (Danville, KY 40422)</u>	<u>PHONE #</u>
Christel Belcher, Chair	District Special Education Facilitator	460 Stanford Ave.	859.238.1305
Sam Harp	Athletic Director, DHS	203 E. Lexington Ave.	859.238.1327
Jerry Perry	Coach, DHS Girls Softball/Asst. Coach, DHS Football	203 E. Lexington Ave.	859.238.1308
Judie Mason	Coach, DHS Girls Basketball	203 E. Lexington Ave.	859.238.1308
Jerry Perry	Coach, DHS Girls Softball	203 E. Lexington Ave.	859.238.1308
Vacancy	Parent, DHS		
Becky Fuqua	Parent, Bate Middle School	209 N. Maple Ave.	859.238.1319
Lencia Mountjoy	Parent, BMS/DHS	700 East Dr.	859.239.0223-H
Byron Hempel	Student, DHS	203 E. Lexington Ave.	859.238.1308
Brooke Lange	Student, DHS	203 E. Lexington Ave.	859.238.1308
Lisa Fisher	Athletic Trainer, DHS	203 E. Lexington Ave.	859.238.1308
David R. Davis	District Title IX Coordinator	152 E. Martin Luther King Blvd.	859.936.8503
Ed McKinney, Ex-Officio Member	Asst. Principal & G/B Cross-Country Coach	203 E. Lexington Ave.	859.238.1308
Win Smith, Ex-Officio Member	Principal, DHS	203 E. Lexington Ave.	859.936.8402

Purpose of the Gender Equity Committee

The purpose of the Gender Equity Committee is to review athletic and recreational programs on an annual basis and make recommendations to the superintendent and the Danville Board of Education that ensure equity in these programs in compliance with Title IX.

Membership of the Gender Equity Committee

The membership of the Gender Equity Committee shall include at least the following: the District Title IX Coordinator; the high school athletic director; coaches from high school athletic teams or cheerleader squads; and high school parents. The high school principal and the assistant principal shall be ex-officio members of the committee.



**2009-2010
ACCOMMODATION OF INTERESTS AND ABILITIES
SUMMARY PROGRAM CHART (Form T-1)**

Participation Opportunities: Test One - Proportionality

		(Column 1)	(Column 2)	(Column 3)	(Column 4)
	Program	Enrollment	Percentage of Total Enrollment	Number of Interscholastic Participants (double and triple count)	Percentage of Total Participation
Row 1	GIRLS	254	48%	190	42%
Row 2	BOYS	272	52%	266	58%
Row 3	Totals	526	100%	456	100%

Instructions: *Number of 8th grade students & below used in Column 3 and Column 4 calculations: 49

- Determine the total number of girls enrolled, (place in Row 1, Column 1). Determine the total number of boys enrolled, (place in Row 2, Column 1).
- Add the total number of girls and boys enrolled to determine total enrollment, (place in Row 3, Column 1).
- Calculate the percentage of total enrollment that is female. (Divide Row 1, Column 1 by Row 3, Column 1 and place in Row 1, Column 2.) Calculate the percentage of total enrollment that is male. (Divide Row 2, Column 1 by Row 3, Column 1 and place in Row 2, Column 2.) Note: Row 1, Column 2 plus Row 2, Column 2 should total 100%.
- Ask coaches to confirm the names of those individuals who are on the team as of the first date of regular season competition, and cross out the names of those who were cut from the team or quit the team prior to the first regular season competitive event. Determine the total number of interscholastic athletics participants that are girls, (and place in Row 1, Column 3). In order to determine the total number of athletics participants, an individual should be counted each time he or she participates on a team. For example, if Jane Doe competes on the varsity volleyball team, the junior varsity volleyball team, the junior varsity basketball team, and the varsity softball team, she should be counted as four participants (**do not include club or intramural sports participants, cheerleaders, dance teams, or pom squads**). Calculate the same way for boys and girls. * In addition, should 8th grade students and below play on a Freshman, Junior Varsity, or Varsity team, they should also be counted for each team and sport on which they participate. If applicable, please asterisk in the above notation as to how many 8th grade students & below are included in the totals. Using the same procedure, determine the total number of interscholastic athletic participants that are boys, (and place in Row 2, Column 3). Add Row 1, Column 3 plus Row 2, Column 3 to get total participants and place in Row 3, Column 3.
- Calculate the percentage of female participation. (Row 1, Column 3 divided by Row 3, Column 3 and place in Row 1, Column 4.) Calculate the percentage of male participation. (Row 2, Column 3 divided by Row 3, Column 3 and place in Row 2, Column 4.) Note: Row 1, Column 4 plus Row 2, Column 4 should total 100%.

Note: While being within three percent is not a formal compliance standard, if the percent listed in Row 1, Column 4 is within 3% of Row 1, Column 2, then it provides a good target within which compliance is likely.

Principal's Signature:  Date: March 15, 2010



**2009-2010
ACCOMMODATION OF INTERESTS AND ABILITIES
SUMMARY PROGRAM CHART (FORM T-2)
PARTICIPATION OPPORTUNITIES: TEST TWO - PROGRAM
EXPANSION**

		Column 1	Column 2	Column 3	Column 4	Column 5
Program		Number of Teams Currently Offered	Number of Participants	Number of Teams Added Since the beginning of the 2005-2006 School Year	Current Number of Participants for the 2009-2010 school year who are playing on teams added since the 2005-2006 School Year	Percent of Total Participation By Sex Added Since the beginning of the 2005-2006 School Year
GIRLS Row 1	varsity:	8	130	1	19	
Row 2	j.v.:	3	60	1	11	
Row 3	frosh:	0	0	0	0	
Row 4	total:	11	190	2	30	16%
BOYS Row 5	varsity:	10	179	0	0	
Row 6	j.v.:	3	63	0	0	
Row 7	frosh:	2	24	0	0	
Row 8	total:	15	266	0	0	0

- 1) For Column 1, list the number of interscholastic teams offered for girls and boys at each competitive level (varsity, junior varsity, and freshman). For girls, total each of the entries in Rows 1, 2, and 3 into Row 4. For boys, total Rows 5, 6, and 7 into Row 8.
- 2) For Column 2, list the number of participants at each level. For girls, total each of the entries in Rows 1, 2, and 3 into Row 4. For boys, total Rows 5, 6, and 7 into Row 8. Note: The totals in Row 4 for girls and in Row 8 for boys must be the same as the totals in Form T-1, Column 3, Rows 1 and 2 respectively.
- 3) For Column 3, list the number of interscholastic teams that have been added in the last five years at each competitive level. Count each team added during the 5 year period only one time. e.g. Girl's junior varsity soccer was added 3 years ago, count the team only once, not 3 times. For girls, total the entries in Rows 1, 2, and 3 into Row 4. For boys, total Rows 5, 6, and 7 into Row 8.
- 4) For Column 4, list the number of participants that are currently on each level of the teams that were added in the last five years. If a team was added previously but no longer exists, there are no current participants to be added for that team. For girls, total the entries in Rows 1, 2, and 3 into Row 4. For boys, total Rows 5, 6, and 7 into Row 8.
- 5) For Column 5, calculate the percentage of participants that have been added in the last five years. For girls, take the number in Column 4, Row 4 and divide by the number in Column 2, Row 4. For boys, take the number in Column 4, Row 8 and divide it by the number in Column 2, Row 8.
- 6) **Note: If the percentage of current participants added in the last five years is 25% or greater for the underrepresented sex (most likely girls), compliance with Test Two may be possible. If less than 25%, then compliance with Test Three should be analyzed. CAUTION: 25% is not a formal compliance standard.**

Principal's Signature:  Date: March 15, 2010



**2009-2010
ACCOMMODATION OF INTERESTS AND ABILITIES
SUMMARY PROGRAM CHART (FORM T-3)**

KHSAA Form T3
Rev. 11/09

Participation Opportunities Test Three Full Accommodation

FOR ANY QUESTION ANSWERED "YES" IDENTIFY THE RESPECTIVE SPORT(S).

	GIRLS (Yes / No)		BOYS (Yes / No)
1. Based on the responses from your most recent student survey, is there sufficient interest to form a viable interscholastic team for a sport not currently offered? If yes, what sport?	No		No
2. For a sport not currently offered at the varsity level, is there sufficient interest based on your most recent Student Interest Survey to form a viable team for an interscholastic freshman team or junior varsity team?	No		No
3. For a sport currently offered at the interscholastic Junior Varsity or freshmen level, is there sufficient interest, based on your most recent Student Interest Survey, to form a varsity team?	No		No
4. If you answered YES to question (1), (2), or (3), are there enough high schools in the geographic area offering the sport (at the appropriate level) to allow for the development of a reasonable schedule of competition?			
5. If you answered YES to question (1), (2), (3), or (4), are there enough high schools in the geographic area offering the sport (at the appropriate level) to allow for the development of a reasonable schedule of competition?			

Remember, test three – full accommodation means addressing the unmet interest of the underrepresented sex (most likely girls), not the overrepresented sex (most likely boys).

Plans to Address Interest:

Principal's Signature :  Date: March 15, 2010



**2009-2010
ACCOMMODATION OF INTERESTS AND ABILITIES
SUMMARY PROGRAM CHART (FORM T-4)**

KHSAA : Form T4
Rev. 11/09

Levels of Competition Test One

		Column 1	Column 2	Column 3
Girls	Team Levels	Number of Teams Currently Offered	Number of Participants	Percentage of Participants at Each Level
Row 1	varsity:	8	130	68%
Row 2	j.v.:	3	60	32%
Row 3	frosh:	0	0	0
Row 4	total:		190	100%
Boys				
Row 5	varsity:	10	179	67%
Row 6	j.v.:	3	63	24%
Row 7	frosh:	2	24	9%
Row 8	total:		266	100%

- 1) Column 1, list the number of interscholastic teams offered for girls and boys at each competitive level; varsity, junior varsity, and freshman. (Refer to Form T-2, Accommodation of Interests and Abilities, Summary Program Chart 2, Column 1.)
- 2) For Column 2, list the number of participants at each level. For girls, total the entries in Rows 1, 2, and 3 into Row 4. For boys, total the entries in Rows 5, 6, and 7 into Row 8. (Refer to Form T-2, Accommodation of Interests and Abilities, Summary Program Chart 2, Column 2.)
- 3) For Column 3, calculate the percentage of female and male participants at each level.
 For girls' varsity, junior varsity, and frosh, respectively:
 - Divide Column 2, Row 1 by Column 2, Row 4, and place the percentage in Column 3, Row 1
 - Divide Column 2, Row 2 by Column 2, Row 4, and place the percentage in Column 3, Row 2.
 - Divide Column 2, Row 3 by Column 2, Row 4, and place the percentage in Column 3, Row 3.
 For boys' varsity, junior varsity, and frosh, respectively:
 - Divide Column 2, Row 5 by Column 2, Row 8, and place the percentage in Column 3, Row 5.
 - Divide Column 2, Row 6 by Column 2, Row 8, and place the percentage in Column 3, Row 6.
 - Divide Column 2, Row 7 by Column 2, Row 8, and place the percentage in Column 3, Row 7.

Principal's Signature: 

Date: March 15, 2010



2009-2010

**ACTUAL EXPENDITURES - PROGRAM COMPARISON CHART 1 -(FORM T-35)
TO INCLUDE BOOSTER CLUB FUNDING**

KHSAA Form T-35
REV. 11.09

Sports	Equipment and Supplies		Travel		Awards		Coaches' salaries (to include supplemental and extended employment; dollar amount required)			Facilities improvements			Publications (if sport-specific)	
	Expenditures		Expenditures		Expenditures		Expenditures			Expenditures			Expenditures	
	School	Booster	School	Booster	School	Booster	School	# Coaches for all levels / # Teams for all levels	School	Booster	School	Booster	School	Booster
G basketball	1782		2005		0		16306	5						
B basketball	252		2604		0		14900	3						
G softball	4378		284		0		7777	2	6500					
B baseball	2324		921		0		9846	3						
G cross country	0		521		162		2654	.5						
B cross country	0		521		162		2654	.5						
G golf							0	No Participants						
B golf	647		456		57		2115	1						
G soccer	3544		2465		240		15594	3						
B soccer	1957		2204				11953	3						
G swimming			446		139		3162	1						
B swimming			446		139		3162	1						

1. Total expenditures on T-35 and T-36 on the 2009-2010 year report due by April 15, 2010 of each school year, should reflect the total monies spent (rounded off to nearest dollar) for the entire school year of 2008-2009 ending June 30, 2009.

2. Booster Club Funding/Contributions must be included in the above expenditures total. (Note: It is illegal for coaches to be paid by Booster Clubs - Reference KHSAA Bylaw 27)

Principal's Signature: _____

Date: March 15, 2010



2009-2010

**ACTUAL EXPENDITURES - PROGRAM COMPARISON CHART 2 - (Form T36)
TO INCLUDE BOOSTER CLUB FUNDING**

KHSAA Form T36
REV. 11/09

Sports	Equipment and supplies		Travel		Awards		Coaches' salaries (to include supplemental and extended employment; dollar amount required)			Facilities improvements		Publications (if sport-specific)		
	Expenditures		Expenditures		Expenditures		Expenditures			Expenditures		Expenditures		
	School	Booster	School	Booster	School	Booster	School	# Coaches for all levels / # Teams for all levels	School	Booster	School	Booster	School	Booster
G track	56		149		246		5106	1.5						
B track	56		149		246		5366	1.5						
G tennis	741		365		0		2854	1						
B tennis	799		298		0		2529	1						
G volleyball	117		1104		135		4441	1						
B wrestling	405		1112		0		6996	2						
G (list sport)														
B football	5835		1124		268		54225	7						
G (list sport)														
B (list sport)														

- Total expenditures on T-35 and T-36 on the 2009-2010 year report due by April 15, 2010, should reflect the total monies spent (rounded off to nearest dollar) for the entire school year of 2008-2009 ending June 30, 2009.
- Booster Club Funding/Contributions must be included in the above expenditures totals. Indicate percentage of total expenditures for each gender. (If disparities are obvious, list on your Corrective Action Plan (T-60) what action you will take to correct the problem.)

Gender	Expenditures	Percentage
Boys	\$ 136728	62.1%
Girls	\$ 83273	37.9%
Total:	\$ 220001	100%

Principal's Signature: _____ Date: March 15, 2010



2009-2010 KHSAA TITLE IX ATHLETICS AUDIT (Form T-41)
Checklist - Overall Interscholastic Athletics Program


KHSAA Form T41
Rev. 11/09

DIRECTIONS:

For the Areas of Compliance (Opportunities and Benefits) listed on the left hand side of the page, place a checkmark under the appropriate column identifying whether your school provided an advantage to the Girls' Program, or to the Boys' Program or to Neither Program. A review of T-35 and T-36 spending patterns might be helpful in completing this form.

Areas of Compliance:	ADVANTAGE TO:		
	GIRLS' PROGRAM	BOYS' PROGRAM	NEITHER PROGRAM
OPPORTUNITIES			
Accommodation of Interest and Abilities			X
BENEFITS			
Equipment and Supplies			X
Scheduling of Games and Practice Time			X
Travel and Per Diem Allowances			X
Coaching			X
Locker Rooms, Practice and Competitive Facilities			X
Medical and Training Facilities and Services			X
Publicity			N/A
Support Services			N/A
Housing and Dining			N/A
Tutoring			N/A
Athletic Scholarships			N/A

If an advantage/inequity is indicated, corrective action should be shown on the Corrective Action Plan, Form T-60.

Principal's Signature: 

Date: March 15, 2010

**DANVILLE SCHOOLS - TITLE IX/KHSAA
CORRECTIVE ACTION PLAN SY01 & SY02 - Continued SY03 - SY11**

ITEM FOR CORRECTION	SUGGESTED CHANGE	TIME TABLE	STATUS REPORT - 3/15/2010
1. GIRLS' SOFTBALL FACILITIES	<p>A. Conduct study for improvements of girls' softball field at the city park.</p> <p>B. Determine list of possible improvements through school district/ local government cooperation.</p> <p>C. Implement improvements resulting from study and school/local government cooperation.</p> <p>* Conduct/report results of feasibility study of campus girls' softball field (Superintendent, Danville Board of Education, Director of Facilities, & Athletic Director).</p>	<p>* By December 31, 2000</p> <p>* By June 30, 2001</p> <p>* By December 31, 2001</p> <p>* January 9, 2006</p> <p>April 2009</p>	<p>➤ On 11/19/2001, a DRAFT Master Plan for the Athletic Complex was presented to the DBOE, including a site survey and cost estimates for girls softball field and other upgrades.</p> <p>➤ Public report on study results to DBOE - 1-14-02 .</p> <p>➤ The Master Plan for the Athletic Complex is included in the 2008-2011 Facilities Plan that was approved by the DBOE in April 2008 and KY BOE in May 2008.</p> <p>➤ There was Board discussion of improvements to the Athletic Site - 12/2007</p> <p>➤ On January 14, 2008, The DBOE voted to enter into a 10-year lease agreement with the City of Danville for Troy Trumbo Field.</p> <p>➤ Girls softball field improvements, approved by the DBOE on June 23, 2008, have been completed and the field was used in Spring 2009. Documentation is in the official records of the Gender Equity Committee.</p>
2. UNIFORMS AND EQUIPMENT	<p>◆ Continue efforts to upgrade and replace uniforms and equipment for all sports on a cyclical basis.</p>	<p>* Ongoing</p>	<p>➤ Allocation provided by DBOE for support of "Non-revenue sports" at BMS and DHS -\$12000- DHS \$ 5000 - BMS + Allocation for Uniform Cycle</p>
3. GE/TITLE IX COMMITTEE MEMBERSHIP	<p>◆ Ensure student membership on committee.</p>	<p>* SY 2008-2009 * SY 2009-2010</p>	<p>➤ GE Committee has representation for all stakeholders. 2 DHS students are currently on the Committee. 2 DHS students are being selected for the 2010-2011 Committee.</p>
4. PRIME TIME GIRLS BASKETBALL GAMES	<p>◆ Schedule equitable balance of Prime Time games.</p>	<p>* Ongoing</p>	<p>➤ Prime Time Requirements were built into the 09-10 schedules</p>
5. STUDENT INTEREST SURVEY	<p>◆ Survey students in grades 8-11 on a biennial basis</p>	<p>* 3/2010</p>	<p>➤ DHS started a Girls Golf Team in 2007-08. Survey has been completed for 2009-2010.</p>
6. ANNUAL TITLE IX REPORTS TO KHSAA	<p>◆ Implement KHSAA suggestions for annual reporting</p>	<p>* Ongoing</p>	<p>➤ Report was reviewed by KHSAA in 4/09 - 100% Compliance</p> <p>➤ 2009-10 Title IX Reporting Forms will be submitted to KHSAA by April 15, 2010.</p>

To utilize this form, indicate the intended area that needs corrective action and the suggested timetable for implementation. You may copy this form as needed. Please attach corrective action plans along with required Title IX/KHSAA forms and submit by April 15 of each year.

[Handwritten Signature] 3/15/10



**INTERSCHOLASTIC ATHLETICS
SURVEY (FORM T-63)
Summary of Student Responses**

*KHSAA Form T63
Rev. 11/09
Page 1/3*

School Year: 2009-2010

School Name: Danville High School

Enrollment
(9-12 Grade): 526 (SHOULD AGREE WITH FORM T-1, COLUMN 1, ROW 3)

Number of 9-11 Grade Students Surveyed: 405

Number of 8th Grade Students Surveyed: 130

Date: March 4, 2010

Completed By: Christel Belcher

Instructions:

1. Summarize the Student Athletics Interest Surveys Form T-61 by listing the total number of responses on the line next to each sport.
2. Under the Other Category please provide a listing of the sports as well as the number of students who are interested in participating.
3. Please sign and date this Summary Form (T-63) and mail this Summary Form only to the KHSAA by April 15. Do not mail the student surveys (Form T-61). However, these Forms should be maintained in your files in the event they are requested subsequently.

535 Number of Surveys
447 Total Returned (*A minimum of 80% return is expected*)
8th - 11th Grades Surveyed (*Should be grades 9-11 and 8th grade if school has a feeder system*)

Who Administered The Survey? Christel Belcher
How Was The Survey Administered? All home rooms
 Give details on how it was administered and to which school group, Example: English classes, or all home rooms, etc. or advisee/advisor?)

KHSAA Sanctioned Fall Sports (*List Total Number of Participation Responses*)

11 Cross Country (Girls)
12 Cross Country (Boys)
59 Football (Boys)
2 Golf (Girls)
12 Golf (Boys)
30 Soccer (Girls)
19 Soccer (Boys)
43 Volleyball (Girls)

Winter Sport (List Total Number of Participation Responses)

<u>25</u>	Basketball (Girls)
<u>49</u>	Basketball (Boys)
<u>11</u>	Indoor Track (Girls)
<u>21</u>	Indoor Track (Boys)
<u>18</u>	Swimming & Diving (Girls)
<u>9</u>	Swimming & Diving (Boys)
<u>17</u>	Wrestling (Boys)

Spring Sport (List Total Number of Participation Responses)

<u>33</u>	Baseball (Boys)
<u>30</u>	Fast Pitch Softball (Girls)
<u>26</u>	Tennis (Girls)
<u>9</u>	Tennis (Boys)
<u>32</u>	Track (Girls)
<u>26</u>	Track (Boys)

Non-KHSAA Championship Sports (From Student Survey T-61 Question 10)

<u>69</u>	Archery
<u>13</u>	Field Hockey
<u>56</u>	Bowling
<u>11</u>	Gymnastics (Boys)
<u>47</u>	Gymnastics (Girls)
<u>24</u>	Ice Hockey
<u>29</u>	Lacrosse (Boys)
<u>29</u>	Lacrosse (Girls)
<u>41</u>	Rifle
<u>16</u>	Rodeo
<u>9</u>	Slow Pitch Softball
<u>8</u>	Volleyball (Boys)
<u>0</u>	Water Polo
<u>44</u>	Weightlifting
<u> </u>	Other sports not listed _____

**Number of Students who participate in Intramural Sports
(From Student Survey T-61 Question 5)**

<u>Sport</u>	<u>Number</u>
Powder Puff Football, Pool/billiards, fast	25
Pitch, dance, soccer, basketball, flag	
Football, volleyball	

List Intramural Sports students are interested in adding:
 (From Student Survey T-61 Question 6)

KHSAA Form T63

Rev. 11/09
 Page 3/3

<u>Sport</u>		<u>Number</u>
Rifle Team	Hockey	
BMX	golf	
Ultimate Frisbee,	jump rope	
Rugby	paintball	
Hockey	handball	

Participation in Non-School Sports Activities
 (From Student Survey T-61 Question 7)

<u>Sport</u>	<u>Number</u>
Tennis, horseback riding, softball,	90
Cheerleading, indoor soccer, motocross	
Drag racing, swimming, wrestling, track	

Reasons for not participating in interscholastic athletics
 (From Survey Question 8)

- 51 I prefer other activities such as band, chorus, etc.
- 68 I don't have time
- 16 The practice schedules and game times are inconvenient
- 14 The sport I like isn't offered
- 10 It's too expensive
- 5 I prefer to participate in club or intramural sports
- 17 Working
- 39 Other: _____

Student Suggestions to encourage participation

more choices; posters and assemblies to advertise; better coaches; some kids can't afford to participate so lower prices; have cookouts; provide a dance team; make it fun; a better variety of sports; add bowling; shorter school day; make practice more convenient to those who have a job; help get college scholarships; make each student participate in one sport



 Principal's Signature

March 15, 2010

 Date



KENTUCKY HIGH SCHOOL ATHLETIC ASSOCIATION
2008-2009 ANNUAL VERIFICATION OF TITLE IX PROCEDURES
 (To be submitted by April 15, 2009 along with other required forms)

KHSAA Form GE19
 F-Forms/GE19
 Rev.12 08

The Danville High School, Danville, Kentucky
 (Name of High School) (City)

certifies to the Kentucky High School Athletic Association that the following is an accurate and true representation of the facts surrounding compliance with 20 U.S.C. Sections 1681-1688, et. Seq. (also known as Title IX)

I certify the following provisions in accordance with records at the school contained in the permanent Title IX file, at least one copy of which must be maintained in the Principal's office, and to the best of my knowledge have completed the following tasks.

Established a gender equity committee at the high school. **(List committee personnel and provide attachment if necessary)**

Name	Address	Phone	Title (Supt., Principal, Student, Parent, Coach, Etc.)
SEE ATTACHED LIST OF COMMITTEE MEMBERS			

Scheduled a minimum of three meetings during the 2008-2009 school year on the following dates:

August 20, 2008, December 17, 2008, March 18, 2009 and May 20, 2009
Meetings had to be rescheduled due to conflicts and inclement weather. Committee actually met on 8/20/2008 and 2/25/2009.

Designated the following person(s) as the Title IX coordinator for the school:


Name	Title	Address	Phone
Christel Belcher	District Sp. Ed Facilitator	152 E. ML King Blvd.	859.238.1300 X 1150

Designated the following person(s) as the Title IX coordinator for the district:

Name	Title	Address	Phone
David R. Davis	Dir. of Admin. Services	152 E. ML King Blvd.	859.936.8503

School personnel are continuing to make periodic reviews of the boys' and girls' athletics program reflected in the Corrective Action Plan.


In addition to the above information, the above referenced school maintains a complete permanent file relative to Title IX records including copies of the self-assessment audit, all corrective action plans, and other related materials.



 Principal's Signature

March 15, 2010

 Date



 Superintendent Signature



 School Board Chairpersons' Signature

(Send original copy to KHSAA - Maintain duplicate in Title IX school folder)

DANVILLE SCHOOLS
"Anchored in Excellence"

DANVILLE HIGH SCHOOL

GENDER EQUITY COMMITTEE
2008-2009 SCHOOL YEAR

<u>NAME</u>	<u>ROLE</u>	<u>ADDRESS (Danville, KY 40422)</u>	<u>PHONE #</u>
Christel Belcher, Chair	District Special Education Facilitator	460 Stanford Ave.	859.238.1305
Sam Harp	Athletic Director, DHS	203 E. Lexington Ave.	859.238.1327
Jerry Perry	Coach, DHS Girls Softball/Asst. Coach, DHS Football	203 E. Lexington Ave.	859.238.1308
Judie Mason	Coach, DHS Girls Basketball	203 E. Lexington Ave.	859.238.1308
Jerry Perry	Coach, DHS Girls Softball	203 E. Lexington Ave.	859.238.1308
Vacancy	Parent, DHS		
Becky Fuqua	Parent, Bate Middle School	209 N. Maple Ave.	859.238.1319
Lencia Mountjoy	Parent, BMS/DHS	700 East Dr.	859.239.0223-H
Byron Hempel	Student, DHS	203 E. Lexington Ave.	859.238.1308
Brooke Lange	Student, DHS	203 E. Lexington Ave.	859.238.1308
Lisa Fisher	Athletic Trainer, DHS	203 E. Lexington Ave.	859.238.1308
David R. Davis	District Title IX Coordinator	152 E. Martin Luther King Blvd.	859.936.8503
Ed McKinney, Ex-Officio Member	Asst. Principal & G/B Cross-Country Coach	203 E. Lexington Ave.	859.238.1308
Win Smith, Ex-Officio Member	Principal, DHS	203 E. Lexington Ave.	859.936.8402

Purpose of the Gender Equity Committee

The purpose of the Gender Equity Committee is to review athletic and recreational programs on an annual basis and make recommendations to the superintendent and the Danville Board of Education that ensure equity in these programs in compliance with Title IX.

Membership of the Gender Equity Committee

The membership of the Gender Equity Committee shall include at least the following: the District Title IX Coordinator; the high school athletic director; coaches from high school athletic teams or cheerleader squads; and high school parents. The high school principal and the assistant principal shall be ex-officio members of the committee.



2009-2010
ACCOMMODATION OF INTERESTS AND ABILITIES
SUMMARY PROGRAM CHART (Form T-1)

KHSAA Form T1
 Rev. 11/09

Participation Opportunities: Test One - Proportionality

		(Column 1)	(Column 2)	(Column 3)	(Column 4)
	Program	Enrollment	Percentage of Total Enrollment	Number of Interscholastic Participants (double and triple count)	Percentage of Total Participation
Row 1	GIRLS	254	48%	190	42%
Row 2	BOYS	272	52%	266	58%
Row 3	Totals	526	100%	456	100%

Instructions: *Number of 8th grade students & below used in Column 3 and Column 4 calculations: 49

- 1) Determine the total number of girls enrolled, (place in Row 1, Column 1). Determine the total number of boys enrolled, (place in Row 2, Column 1).
- 2) Add the total number of girls and boys enrolled to determine total enrollment, (place in Row 3, Column 1).
- 3) Calculate the percentage of total enrollment that is female. (Divide Row 1, Column 1 by Row 3, Column 1 and place in Row 1, Column 2.) Calculate the percentage of total enrollment that is male. (Divide Row 2, Column 1 by Row 3, Column 1 and place in Row 2, Column 2.) Note: Row 1, Column 2 plus Row 2, Column 2 should total 100%.
- 4) Ask coaches to confirm the names of those individuals who are on the team as of the first **date of regular season competition**, and cross out the names of those who were cut from the team or quit the team prior to the first regular season competitive event. Determine the total number of interscholastic athletics participants that are girls, (and place in Row 1, Column 3). In order to determine the total number of athletics participants, an individual should be counted each time he or she participates on a team. For example, if Jane Doe competes on the varsity volleyball team, the junior varsity volleyball team, the junior varsity basketball team, and the varsity softball team, she should be counted as four participants (**do not include club or intramural sports participants, cheerleaders, dance teams, or pom squads**). Calculate the same way for boys and girls. * In addition, should 8th grade students and below play on a Freshman, Junior Varsity, or Varsity team, they should also be counted for each team and sport on which they participate. If applicable, please asterisk in the above notation as to how many 8th grade students & below are included in the totals.
 Using the same procedure, determine the total number of interscholastic athletic participants that are boys, (and place in Row 2, Column 3). Add Row 1, Column 3 plus Row 2, Column 3 to get total participants and place in Row 3, Column 3.
- 5) Calculate the percentage of female participation. (Row 1, Column 3 divided by Row 3, Column 3 and place in Row 1, Column 4.) Calculate the percentage of male participation. (Row 2, Column 3 divided by Row 3, Column 3 and place in Row 2, Column 4.) Note: Row 1, Column 4 plus Row 2, Column 4 should total 100%.

Note: While being within three percent is not a formal compliance standard, if the percent listed in Row 1, Column 4 is within 3% of Row 1, Column 2, then it provides a good target within which compliance is likely.

Principal's Signature:  Date: March 15, 2010



**2009-2010
ACCOMMODATION OF INTERESTS AND ABILITIES
SUMMARY PROGRAM CHART (FORM T-2)
PARTICIPATION OPPORTUNITIES: TEST TWO - PROGRAM
EXPANSION**

		Column 1	Column 2	Column 3	Column 4	Column 5
Program		Number of Teams Currently Offered	Number of Participants	Number of Teams Added Since the beginning of the 2005-2006 School Year	Current Number of Participants for the 2009-2010 school year who are playing on teams added since the 2005-2006 School Year	Percent of Total Participation By Sex Added Since the beginning of the 2005-2006 School Year
GIRLS Row 1	varsity:	8	130	1	19	
Row 2	j.v.:	3	60	1	11	
Row 3	frosh:	0	0	0	0	
Row 4	total:	11	190	2	30	16%
BOYS Row 5	varsity:	10	179	0	0	
Row 6	j.v.:	3	63	0	0	
Row 7	frosh:	2	24	0	0	
Row 8	total:	15	266	0	0	0

- 1) For Column 1, list the number of interscholastic teams offered for girls and boys at each competitive level (varsity, junior varsity, and freshman). For girls, total each of the entries in Rows 1, 2, and 3 into Row 4. For boys, total Rows 5, 6, and 7 into Row 8.
- 2) For Column 2, list the number of participants at each level. For girls, total each of the entries in Rows 1, 2, and 3 into Row 4. For boys, total Rows 5, 6, and 7 into Row 8. Note: The totals in Row 4 for girls and in Row 8 for boys must be the same as the totals in Form T-1, Column 3, Rows 1 and 2 respectively.
- 3) For Column 3, list the number of interscholastic teams that have been added in the last five years at each competitive level. Count each team added during the 5 year period only one time. e.g. Girl's junior varsity soccer was added 3 years ago, count the team only once, not 3 times. For girls, total the entries in Rows 1, 2, and 3 into Row 4. For boys, total Rows 5, 6, and 7 into Row 8.
- 4) For Column 4, list the number of participants that are currently on each level of the teams that were added in the last five years. If a team was added previously but no longer exists, there are no current participants to be added for that team. For girls, total the entries in Rows 1, 2, and 3 into Row 4. For boys, total Rows 5, 6, and 7 into Row 8.
- 5) For Column 5, calculate the percentage of participants that have been added in the last five years. For girls, take the number in Column 4, Row 4 and divide by the number in Column 2, Row 4. For boys, take the number in Column 4, Row 8 and divide it by the number in Column 2, Row 8.
- 6) **Note: If the percentage of current participants added in the last five years is 25% or greater for the underrepresented sex (most likely girls), compliance with Test Two may be possible. If less than 25%, then compliance with Test Three should be analyzed. CAUTION: 25% is not a formal compliance standard.**

Principal's Signature:  Date: March 15, 2010



**2009-2010
ACCOMMODATION OF INTERESTS AND ABILITIES
SUMMARY PROGRAM CHART (FORM T-3)**

KHSAA Form T3
Rev. 11/09

Participation Opportunities Test Three Full Accommodation

FOR ANY QUESTION ANSWERED "YES" IDENTIFY THE RESPECTIVE SPORT(S).

	GIRLS (Yes / No)		BOYS (Yes / No)
1. Based on the responses from your most recent student survey, is there sufficient interest to form a viable interscholastic team for a sport not currently offered? If yes, what sport?	No		No
2. For a sport not currently offered at the varsity level, is there sufficient interest based on your most recent Student Interest Survey to form a viable team for an interscholastic freshman team or junior varsity team?	No		No
3. For a sport currently offered at the interscholastic Junior Varsity or freshmen level, is there sufficient interest, based on your most recent Student Interest Survey, to form a varsity team?	No		No
4. If you answered YES to question (1), (2), or (3), are there enough high schools in the geographic area offering the sport (at the appropriate level) to allow for the development of a reasonable schedule of competition?			
5. If you answered YES to question (1), (2), (3), or (4), are there enough high schools in the geographic area offering the sport (at the appropriate level) to allow for the development of a reasonable schedule of competition?			

Remember, test three – full accommodation means addressing the unmet interest of the underrepresented sex (most likely girls), not the overrepresented sex (most likely boys).

Plans to Address Interest:

Principal's Signature :  Date: March 15, 2010



**2009-2010
ACCOMMODATION OF INTERESTS AND ABILITIES
SUMMARY PROGRAM CHART (FORM T-4)**

KHSAA Form T4
Rev. 11/09

Levels of Competition Test One

		Column 1	Column 2	Column 3
Girls	Team Levels	Number of Teams Currently Offered	Number of Participants	Percentage of Participants at Each Level
Row 1	varsity:	8	130	68%
Row 2	j.v.:	3	60	32%
Row 3	frosh:	0	0	0
Row 4	total:		190	100%
Boys				
Row 5	varsity:	10	179	67%
Row 6	j.v.:	3	63	24%
Row 7	frosh:	2	24	9%
Row 8	total:		266	100%

- 1) Column 1, list the number of interscholastic teams offered for girls and boys at each competitive level; varsity, junior varsity, and freshman. (Refer to Form T-2, Accommodation of Interests and Abilities, Summary Program Chart 2, Column 1.)
- 2) For Column 2, list the number of participants at each level. For girls, total the entries in Rows 1, 2, and 3 into Row 4. For boys, total the entries in Rows 5, 6, and 7 into Row 8. (Refer to Form T-2, Accommodation of Interests and Abilities, Summary Program Chart 2, Column 2.)
- 3) For Column 3, calculate the percentage of female and male participants at each level.
 For girls' varsity, junior varsity, and frosh, respectively:
 - Divide Column 2, Row 1 by Column 2, Row 4, and place the percentage in Column 3, Row 1
 - Divide Column 2, Row 2 by Column 2, Row 4, and place the percentage in Column 3, Row 2.
 - Divide Column 2, Row 3 by Column 2, Row 4, and place the percentage in Column 3, Row 3.
 For boys' varsity, junior varsity, and frosh, respectively:
 - Divide Column 2, Row 5 by Column 2, Row 8, and place the percentage in Column 3, Row 5.
 - Divide Column 2, Row 6 by Column 2, Row 8, and place the percentage in Column 3, Row 6.
 - Divide Column 2, Row 7 by Column 2, Row 8, and place the percentage in Column 3, Row 7.

Principal's Signature: 

Date: March 15, 2010



**2009-2010
ACTUAL EXPENDITURES - PROGRAM COMPARISON CHART 1 -(FORM T-35)
TO INCLUDE BOOSTER CLUB FUNDING**

KHSAA Form T-35
REV. 11/09

Sports	Equipment and Supplies		Travel		Awards		Coaches' salaries (to include supplemental and extended employment; dollar amount required)			Facilities improvements		Publications (if sport-specific)	
	Expenditures		Expenditures		Expenditures		Expenditures			Expenditures		Expenditures	
	School	Booster	School	Booster	School	Booster	School	# Coaches for all levels / # Teams for all levels	School	Booster	School	Booster	School
G basketball	1782		2005		0		16306	5					
B basketball	252		2604		0		14900	3					
G softball	4378		284		0		7777	2	6500				
B baseball	2324		921		0		9846	3					
G cross country	0		521		162		2654	.5					
B cross country	0		521		162		2654	.5					
G golf							0	No Participants					
B golf	647		456		57		2115	1					
G soccer	3544		2465		240		15594	3					
B soccer	1957		2204				11953	3					
G swimming			446		139		3162	1					
B swimming			446		139		3162	1					

1. Total expenditures on T-35 and T-36 on the 2009-2010 year report due by April 15, 2010 of each school year, should reflect the total monies spent (rounded off to nearest dollar) for the entire school year of 2008-2009 ending June 30, 2009.

2. Booster Club Funding/Contributions must be included in the above expenditures total. (Note: It is illegal for coaches to be paid by Booster Clubs - Reference KHSAA Bylaw 27)

Principal's Signature: _____ Date: March 15, 2010



**2009-2010
ACTUAL EXPENDITURES - PROGRAM COMPARISON CHART 2 - (Form T36)
TO INCLUDE BOOSTER CLUB FUNDING**

Sports	Equipment and supplies		Travel		Awards		Coaches' salaries (to include supplemental and extended employment; dollar amount required)			Facilities improvements		Publications (if sport-specific)	
	Expenditures		Expenditures		Expenditures		Expenditures			Expenditures		Expenditures	
	School	Booster	School	Booster	School	Booster	School	# Coaches for all levels / # Teams for all levels	School	Booster	School	Booster	School
G track	56		149		246		5106	1.5					
B track	56		149		246		5366	1.5					
G tennis	741		365		0		2854	1					
B tennis	799		298		0		2529	1					
G volleyball	117		1104		135		4441	1					
B wrestling	405		1112		0		6996	2					
G (list sport)													
B football	5835		1124		268		54225	7					
G (list sport)													
B (list sport)													

- Total expenditures on T-35 and T-36 on the 2009-2010 year report due by April 15, 2010, should reflect the total monies spent (rounded off to nearest dollar) for the entire school year of 2008-2009 ending June 30, 2009.
- Booster Club Funding/Contributions must be included in the above expenditures totals. Indicate percentage of total expenditures for each gender. (If disparities are obvious, list on your Corrective Action Plan (T-60) what action you will take to correct the problem.)

Gender	Expenditures	Percentage
Boys	\$ 136728	62.1%
Girls	\$ 83273	37.9%
Total:	\$ 220001	100%

[Signature]

Principal's Signature: _____ Date: March 15, 2010



**2009-2010 KHSAA TITLE IX ATHLETICS AUDIT (Form T-41)
Checklist - Overall Interscholastic Athletics Program**


KHSAA Form T41
Rev. 11/09

DIRECTIONS:

For the Areas of Compliance (Opportunities and Benefits) listed on the left hand side of the page, place a checkmark under the appropriate column identifying whether your school provided an advantage to the Girls' Program, or to the Boys' Program or to Neither Program. A review of T-35 and T-36 spending patterns might be helpful in completing this form.

Areas of Compliance:	ADVANTAGE TO:		
	GIRLS' PROGRAM	BOYS' PROGRAM	NEITHER PROGRAM
OPPORTUNITIES			
Accommodation of Interest and Abilities			X
BENEFITS			
Equipment and Supplies			X
Scheduling of Games and Practice Time			X
Travel and Per Diem Allowances			X
Coaching			X
Locker Rooms, Practice and Competitive Facilities			X
Medical and Training Facilities and Services			X
Publicity			N/A
Support Services			N/A
Housing and Dining			N/A
Tutoring			N/A
Athletic Scholarships			N/A

If an advantage/inequity is indicated, corrective action should be shown on the Corrective Action Plan, Form T-60.

Principal's Signature: 

Date: March 15, 2010

**DANVILLE SCHOOLS - TITLE IX/KHSAA
CORRECTIVE ACTION PLAN SY01 & SY02 - Continued SY03 - SY11**

ITEM FOR CORRECTION	SUGGESTED CHANGE	TIME TABLE	STATUS REPORT - 3/15/2010
1. GIRLS' SOFTBALL FACILITIES	<p>A. Conduct study for improvements of girls' softball field at the city park.</p> <p>B. Determine list of possible improvements through school district/ local government cooperation.</p> <p>C. Implement improvements resulting from study and school/local government cooperation. * Conduct/report results of feasibility study of campus girls' softball field (Superintendent, Danville Board of Education, Director of Facilities, & Athletic Director).</p>	<p>* By December 31, 2000</p> <p>* By June 30, 2001</p> <p>* By December 31, 2001</p> <p>* January 9, 2006</p> <p>April 2009</p>	<p>➤ On 11/19/2001, a DRAFT Master Plan for the Athletic Complex was presented to the DBOE, including a site survey and cost estimates for girls softball field and other upgrades.</p> <p>➤ Public report on study results to DBOE - 1-14-02 .</p> <p>➤ The Master Plan for the Athletic Complex is included in the 2008-2011 Facilities Plan that was approved by the DBOE in April 2008 and KY BOE in May 2008.</p> <p>➤ There was Board discussion of improvements to the Athletic Site - 12/2007</p> <p>➤ On January 14, 2008, The DBOE voted to enter into a 10-year lease agreement with the City of Danville for Troy Trumbo Field.</p> <p>➤ Girls softball field improvements, approved by the DBOE on June 23, 2008, have been completed and the field was used in Spring 2009. Documentation is in the official records of the Gender Equity Committee.</p>
2. UNIFORMS AND EQUIPMENT	<p>◆ Continue efforts to upgrade and replace uniforms and equipment for all sports on a cyclical basis.</p>	<p>* Ongoing</p>	<p>➤ Allocation provided by DBOE for support of "Non-revenue sports" at BMS and DHS - \$12000-DHS \$ 5000 - BMS + Allocation for Uniform Cycle</p>
3. GE/TITLE IX COMMITTEE MEMBERSHIP	<p>◆ Ensure student membership on committee.</p>	<p>* SY 2008-2009 * SY 2009-2010</p>	<p>➤ GE Committee has representation for all stakeholders. 2 DHS students are currently on the Committee. 2 DHS students are being selected for the 2010-2011 Committee.</p>
4. PRIME TIME GIRLS BASKETBALL GAMES	<p>◆ Schedule equitable balance of Prime Time games.</p>	<p>* Ongoing</p>	<p>➤ Prime Time Requirements were built into the 09-10 schedules</p>
5. STUDENT INTEREST SURVEY	<p>◆ Survey students in grades 8-11 on a biennial basis</p>	<p>* 3/2010</p>	<p>➤ DHS started a Girls Golf Team in 2007-08. Survey has been completed for 2009-2010.</p>
6. ANNUAL TITLE IX REPORTS TO KHSAA	<p>◆ Implement KHSAA suggestions for annual reporting</p>	<p>* Ongoing</p>	<p>➤ Report was reviewed by KHSAA in 4/09 - 100% Compliance</p> <p>➤ 2009-10 Title IX Reporting Forms will be submitted to KHSAA by April 15, 2010.</p>

To utilize this form, indicate the intended area that needs corrective action and the suggested timetable for implementation. You may copy this form as needed. Please attach corrective action plans along with required Title IX/KHSAA forms and submit by April 15 of each year.

John GHS 3/15/10



**INTERSCHOLASTIC ATHLETICS
SURVEY (FORM T-63)
Summary of Student Responses**

*KHSAA Form T63
Rev. 11 09
Page 1 3*

School Year: 2009-2010

School Name: Danville High School

Enrollment
(9-12 Grade): 526 (SHOULD AGREE WITH FORM T-1, COLUMN 1, ROW 3)

Number of 9-11 Grade Students Surveyed: 405

Number of 8th Grade Students Surveyed: 130

Date: March 4, 2010

Completed By: Christel Belcher

Instructions:

1. Summarize the Student Athletics Interest Surveys Form T-61 by listing the total number of responses on the line next to each sport.
2. Under the Other Category please provide a listing of the sports as well as the number of students who are interested in participating.
3. Please sign and date this Summary Form (T-63) and mail this Summary Form only to the KHSAA by April 15. Do not mail the student surveys (Form T-61). However, these Forms should be maintained in your files in the event they are requested subsequently.

535 Number of Surveys
447 Total Returned (*A minimum of 80% return is expected*)
8th - 11th Grades Surveyed (*Should be grades 9-11 and 8th grade if school has a feeder system*)

Who Administered The Survey? Christel Belcher
How Was The Survey Administered? All home rooms
 Give details on how it was administered and to which school group, Example: English classes, or all home rooms, etc. or advisee/advisor?)

KHSAA Sanctioned Fall Sports (*List Total Number of Participation Responses*)

11 Cross Country (Girls)
12 Cross Country (Boys)
59 Football (Boys)
2 Golf (Girls)
12 Golf (Boys)
30 Soccer (Girls)
19 Soccer (Boys)
43 Volleyball (Girls)

Winter Sport (*List Total Number of Participation Responses*)

KHSAA Form T-63
Rev. 11/09
Page 2/3

25	Basketball (Girls)
49	Basketball (Boys)
11	Indoor Track (Girls)
21	Indoor Track (Boys)
18	Swimming & Diving (Girls)
9	Swimming & Diving (Boys)
17	Wrestling (Boys)

Spring Sport (*List Total Number of Participation Responses*)

33	Baseball (Boys)
30	Fast Pitch Softball (Girls)
26	Tennis (Girls)
9	Tennis (Boys)
32	Track (Girls)
26	Track (Boys)

Non-KHSAA Championship Sports (*From Student Survey T-61 Question 10*)

69	Archery
13	Field Hockey
56	Bowling
11	Gymnastics (Boys)
47	Gymnastics (Girls)
24	Ice Hockey
29	Lacrosse (Boys)
29	Lacrosse (Girls)
41	Rifle
16	Rodeo
9	Slow Pitch Softball
8	Volleyball (Boys)
0	Water Polo
44	Weightlifting
	Other sports not listed _____

Number of Students who participate in Intramural Sports
(*From Student Survey T-61 Question 5*)

Sport	Number
Powder Puff Football, Pool/billiards, fast Pitch, dance, soccer, basketball, flag	25
Football, volleyball	

List Intramural Sports students are interested in adding:
 (From Student Survey T-61 Question 6)

KHSAA Form T63
 Rev. 11/09
 Page 3/3

<u>Sport</u>	<u>Number</u>
Rifle Team Hockey	
BMX golf	
Ultimate Frisbee, jump rope	
Rugby paintball	
Hockey handball	

Participation in Non-School Sports Activities
 (From Student Survey T-61 Question 7)

<u>Sport</u>	<u>Number</u>
Tennis, horseback riding, softball,	90
Cheerleading, indoor soccer, motocross	
Drag racing, swimming, wrestling, track	

Reasons for not participating in interscholastic athletics
 (From Survey Question 8)

- 51 I prefer other activities such as band, chorus, etc.
- 68 I don't have time
- 16 The practice schedules and game times are inconvenient
- 14 The sport I like isn't offered
- 10 It's too expensive
- 5 I prefer to participate in club or intramural sports
- 17 Working
- 39 Other: _____

Student Suggestions to encourage participation

more choices; posters and assemblies to advertise; better coaches; some kids can't afford to participate so lower prices; have cookouts; provide a dance team; make it fun; a better variety of sports; add bowling; shorter school day; make practice more convenient to those who have a job; help get college scholarships; make each student participate in one sport



 Principal's Signature

March 15, 2010

 Date