

**KHSAA TITLE IX
ANNUAL REPORT SUBMISSION
STATUS REPORT
2009-2010**

KHSAA
Form T65
Revised 4/09

TO: KHSAA Member School Superintendents, Principals, and Athletic Directors

FROM: Brigid L. DeVries, Commissioner
Darren Bilberry, Assistant Commissioner

DATE: May 13, 2010

School	Leslie County High School	Reviewed by	Martha Mullins
--------	---------------------------	-------------	----------------

The following is a status report regarding the required 2009-2010 Title IX Annual Report submission of forms due into the KHSAA office by April 15, 2010. Appropriate KHSAA Audit Team personnel have reviewed these forms and the following is a summary of this review.

I. Checklist of Forms properly submitted in a satisfactory manner:

<input checked="" type="checkbox"/>	GE 19 (Annual Verification)		T-35 (Budget Expenses)
<input checked="" type="checkbox"/>	T-1 (Summary Program Chart 1)		T-36 (Budget Expenses)
<input checked="" type="checkbox"/>	T-2 (Summary Program Chart 2)	<input checked="" type="checkbox"/>	T-41 (Checklist – Overall Interscholastic Program)
<input checked="" type="checkbox"/>	T-3 (Summary Program Chart 3)	<input checked="" type="checkbox"/>	T-60 (Corrective Action Plan)
<input checked="" type="checkbox"/>	T-4 (Summary Program Chart 4)	<input checked="" type="checkbox"/>	T-63 (Interscholastic Survey Results)

II. Status

A.		2009-2010 Forms are satisfactory and no further information or action is necessary at this time.
B.	<input checked="" type="checkbox"/>	Errors have been noted with respect to the following forms: Form T-36: Recalculation of total spending for boys and girls was found to be \$91,213 for boys; \$54,623, for girls. Verify these recalculation and make any corrections in the school's permanent Title IX file.
C.		The following forms were omitted and must be submitted by school representatives:
D.	<input checked="" type="checkbox"/>	According to the 2009-2010 data, the school appears to be meeting the standards established in: <input checked="" type="checkbox"/> Test 1 (Athletic participation is proportionate to enrollment) <input type="checkbox"/> Test 2 (History and continuing practice of program expansion) <input type="checkbox"/> Test 3 (Full and effective accommodation of interests and abilities) Continue to watch the interest in girls' cross-country, soccer; tennis and swimming for both genders.
E.	<input checked="" type="checkbox"/>	Other Recommendation and Comments: There appeared to be significant differences between the amount spent on awards and travel for boys' cross-country and boys' track, given the number of assumed participants on those teams. Also, the difference on the amount spent on awards in volleyball and football appeared to be much greater per assumed number of participants. Please provide an explanation for these differences, by May 31, 2010. Include a copy of the school's policies on TRAVEL and AWARDS.



KENTUCKY HIGH SCHOOL ATHLETIC ASSOCIATION
2009-2010 ANNUAL VERIFICATION OF TITLE IX PROCEDURES
 (To be submitted by April 15, 2010 along with other required forms)

KHSAA Form GE19
Rev. 04/09

APR 14 2010

The Leslie County High School, Hyden, Kentucky
 (Name of High School) (City)

certifies to the Kentucky High School Athletic Association that the following is an accurate and true representation of the facts surrounding compliance with 20 U.S.C. Sections 1681-1688, et. Seq. (also known as Title IX). I certify the following provisions in accordance with records at the school contained in the permanent Title IX file, at least one copy of which must be maintained in the Principal's office, and to the best of my knowledge have completed the following tasks:

- I. Established a gender equity committee at the high school. (List committee personnel and provide attachment if necessary)

Name	Address	Phone	Title (Supt., Principal, Student, Parent, Coach, Etc.)
*See Attached Sheet.			

- II. Scheduled a minimum of three meetings during the 2009-2010 school year on the following dates:

Oct. 1 2009
Feb. 24 2010
April 7 2010

- III. Designated the following person(s) as the Title IX coordinator for the school:


Name	Title	Address	Phone
Shannon Crisp	Athletic Director	P.O Box 965 Hyden KY 41749	(606) 672-5580


- IV. Designated the following person(s) as the Title IX coordinator for the district:


Name	Title	Address	Phone
Barbara Hoskins	Title I Director / Title IX Director	P.O Box 949 Hyden KY 41749	(606) 672-2397

School personnel are continuing to make periodic reviews of the boys' and girls' athletics program reflected in the Corrective Action Plan.

In addition to the above information, the above referenced school maintains a complete permanent file relative to Title IX records including copies of the self-assessment audit, all corrective action plans, and other related materials.


 Principal's Signature


 Superintendent Signature


 School Board Chairpersons' Signature

Date 4-09 2010

(Send original copy to KHSAA - Maintain duplicate in Title IX school folder)

Gender Equity Committee
2009-2010

- Billie Sue Bowling** - 332 Maple St. Hazard KY 41701 / (606) 435-0455
Head Coach Cheerleading LCHS
- Mark Collett** - 79 Farmer Dr. Hazard KY 41701 / (606) 435-2789
Head Coach Cross Country, Asst. Coach Boy's Basketball
- Dana Coots** - P.O Box 434 Wooton KY 41776 / (606) 279-2206
Principal LCMS, Parent Representative
- Kim Cornett** - 100 Purpose Rd. Pippa Passes KY 41844 / (606) 368-2108
Programs Administrator LCHS
- Pam Cox** - P.O Box 333 Wooton KY 41776 / (606) 279-3115
Co-Head Volleyball Coach LCHS
- Shannon Crisp** - P.O Box 165 Wooton KY 41776 / (606) 279-5010
Athletic Director LCMS/LCHS, Asst. Baseball Coach LCHS
- Kevin Gay** - P.O Box 2090 Hyden KY 41749 / (606) 672-7180
Principal LCHS
- Brittany Hensley** - P.O Box 46 Hyden KY 41749 / (606) 279-3117
Asst. Cheerleading Coach LCHS
- Elizabeth Hoard** - 7321 Dryhill Rd. Hyden KY 41749 / (606) 672-5475
Head Coach Cheerleading / Parent Representative
- Armilda Sue Hoskins** - P.O Box 286 Hoskinston KY 40844 / (606) 374-3611
Asst. Softball Coach LCHS
- Tim Koogler** - P.O Box 305 Hyden KY 41749 / (606) 672-3328
Head Coach Football LCHS
- David Lewis** - P.O Box 667 Wooton KY 41776 / (606) 279-3297
Girl's Track Head Coach / Asst. Coach Girl's Basketball LCHS
- Dwight Lewis** - P.O Box 37 Yeaddiss KY 41777 / (606) 279-4858
Head Coach Girl's Basketball LCHS /
Principal Leslie Co. Area Vocational School
- Amber Melton** - P.O Box 301 Wooton KY 41776 / (606) 672-2236
Co-Head Softball LCHS
- Russell Melton** - P.O Box 795 Hyden KY 41749 / (606) 672-7495
Head Coach Baseball LCHS /
Athletic Director Leslie Co. Elementary Schools
- Dustin Napier** - P.O Box 2063 Hyden KY 41749 / (606) 374-5099
Head Coach Boy's Track LCHS
- Natasha Roberts** - P.O Box 301 Wooton KY 41776 / (606) 672-2575
Co-Head Coach Softball LCHS

Tim Sizemore - 305 Sasser School Rd. London KY 40774 / (606) 846-5106
Head Coach Boy's Basketball LCHS

Lisa Wilson - 1056 Hickory St. Hyden KY 41749 / (606) 672-6534
Asst. Volleyball Coach / Parent Representative

Kelsey Crisp - P.O Box 165 Wooton KY 41776 / (606) 279-5010
Student Representative

Lance Coots - P.O Box 434 Wooton KY 41776 / (606) 279-2206
Student Representative



**2009-2010
ACCOMMODATION OF INTERESTS AND ABILITIES
SUMMARY PROGRAM CHART (Form T-1)**

KHSAA Form T1
Rev. 11/09

Participation Opportunities: Test One - Proportionality

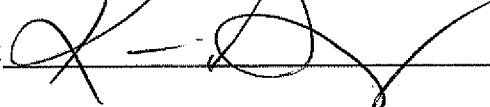
		(Column 1)	(Column 2)	(Column 3)	(Column 4)
	Program	Enrollment	Percentage of Total Enrollment	Number of Interscholastic Participants (double and triple count)	Percentage of Total Participation
Row 1	GIRLS	267	51.2%	141	49.6% 50
Row 2	BOYS	254	48.8%	143	50.4% 50
Row 3	Totals	521	100%	284	100%

Instructions:

*Number of 8th grade students & below used in Column 3 and Column 4 calculations: 20

- Determine the total number of girls enrolled, (place in Row 1, Column 1). Determine the total number of boys enrolled, (place in Row 2, Column 1).
- Add the total number of girls and boys enrolled to determine total enrollment, (place in Row 3, Column 1).
- Calculate the percentage of total enrollment that is female. (Divide Row 1, Column 1 by Row 3, Column 1 and place in Row 1, Column 2.) Calculate the percentage of total enrollment that is male. (Divide Row 2, Column 1 by Row 3, Column 1 and place in Row 2, Column 2.) Note: Row 1, Column 2 plus Row 2, Column 2 should total 100%.
- Ask coaches to confirm the names of those individuals who are on the team as of the first **date of regular season competition**, and cross out the names of those who were cut from the team or quit the team prior to the first regular season competitive event. Determine the total number of interscholastic athletics participants that are girls, (and place in Row 1, Column 3). In order to determine the total number of athletics participants, an individual should be counted each time he or she participates on a team. For example, if Jane Doe competes on the varsity volleyball team, the junior varsity volleyball team, the junior varsity basketball team, and the varsity softball team, she should be counted as four participants (**do not include club or intramural sports participants, cheerleaders, dance teams, or pom squads**). Calculate the same way for boys and girls. * In addition, should 8th grade students and below play on a Freshman, Junior Varsity, or Varsity team, they should also be counted for each team and sport on which they participate. If applicable, please asterisk in the above notation as to how many 8th grade students & below are included in the totals.
Using the same procedure, determine the total number of interscholastic athletic participants that are boys, (and place in Row 2, Column 3). Add Row 1, Column 3 plus Row 2, Column 3 to get total participants and place in Row 3, Column 3.
- Calculate the percentage of female participation. (Row 1, Column 3 divided by Row 3, Column 3 and place in Row 1, Column 4.) Calculate the percentage of male participation. (Row 2, Column 3 divided by Row 3, Column 3 and place in Row 2, Column 4.) Note: Row 1, Column 4 plus Row 2, Column 4 should total 100%.

Note: While being within three percent is not a formal compliance standard, if the percent listed in Row 1, Column 4 is within 3% of Row 1, Column 2, then it provides a good target within which compliance is likely.

Principal's Signature:  Date: 4-09-10



**2009-2010
ACCOMMODATION OF INTERESTS AND ABILITIES
SUMMARY PROGRAM CHART (FORM T-2)
PARTICIPATION OPPORTUNITIES: TEST TWO - PROGRAM EXPANSION**

		Column 1	Column 2	Column 3	Column 4	Column 5
Program		Number of Teams Currently Offered	Number of Participants	Number of Teams Added Since the beginning of the 2005-2006 School Year	Current Number of Participants for the 2009-2010 school year who are playing on teams added since the 2005-2006 School Year	Percent of Total Participation By Sex Added Since the beginning of the 2005-2006 School Year
GIRLS Row 1	varsity:	4	78	1	0 *See Below	
Row 2	j.v.:	3	42			
Row 3	frosh:	2	21			
Row 4	total:	9	141	1	0	0%
BOYS Row 5	varsity:	5	97	1	12	
Row 6	j.v.:	3	39			
Row 7	frosh:	1	7			
Row 8	total:	9	143	1	12	8.4%

- 1) For Column 1, list the number of interscholastic teams offered for girls and boys at each competitive level (varsity, junior varsity, and freshman). For girls, total each of the entries in Rows 1, 2, and 3 into Row 4. For boys, total Rows 5, 6, and 7 into Row 8.
- 2) For Column 2, list the number of participants at each level. For girls, total each of the entries in Rows 1, 2, and 3 into Row 4. For boys, total Rows 5, 6, and 7 into Row 8. Note: The totals in Row 4 for girls and in Row 8 for boys must be the same as the totals in Form T-1, Column 3, Rows 1 and 2 respectively.
- 3) For Column 3, list the number of interscholastic teams that have been added in the last five years at each competitive level. Count each team added during the 5 year period only one time. e.g. Girl's junior varsity soccer was added 3 years ago, count the team only once, not 3 times. For girls, total the entries in Rows 1, 2, and 3 into Row 4. For boys, total Rows 5, 6, and 7 into Row 8.
- 4) For Column 4, list the number of participants that are currently on each level of the teams that were added in the last five years. If a team was added previously but no longer exists, there are no current participants to be added for that team. For girls, total the entries in Rows 1, 2, and 3 into Row 4. For boys, total Rows 5, 6, and 7 into Row 8.
- 5) For Column 5, calculate the percentage of participants that have been added in the last five years. For girls, take the number in Column 4, Row 4 and divide by the number in Column 2, Row 4. For boys, take the number in Column 4, Row 8 and divide it by the number in Column 2, Row 8.
- 6) **Note: If the percentage of current participants added in the last five years is 25% or greater for the underrepresented sex (most likely girls), compliance with Test Two may be possible. If less than 25%, then compliance with Test Three should be analyzed. CAUTION: 25% is not a formal compliance standard.**

Principal's Signature _____

Date: _____

[Handwritten Signature] 4-09-10

*There were no participants on This Years Girls Cross Country Team.



**2009-2010
ACCOMMODATION OF INTERESTS AND ABILITIES
SUMMARY PROGRAM CHART (FORM T-3)**

KHSAA Form T3
Rev. 11/09

Participation Opportunities Test Three Full Accommodation


FOR ANY QUESTION ANSWERED "YES" IDENTIFY THE RESPECTIVE SPORT(S).

	GIRLS (Yes / No)		BOYS (Yes / No)
1. Based on the responses from your most recent student survey, is there sufficient interest to form a viable interscholastic team for a sport not currently offered? If yes, what sport?	Yes *Soccer		Yes *Wrestling
2. For a sport not currently offered at the varsity level, is there sufficient interest based on your most recent Student Interest Survey to form a viable team for an interscholastic freshman team or junior varsity team?	Yes		Yes
3. For a sport currently offered at the interscholastic Junior Varsity or freshmen level, is there sufficient interest, based on your most recent Student Interest Survey, to form a varsity team?	Yes		Yes
4. If you answered YES to question (1), (2), or (3), are there enough high schools in the geographic area offering the sport (at the appropriate level) to allow for the development of a reasonable schedule of competition?	Yes		Yes
5. If you answered YES to question (1), (2), (3), or (4), are there enough high schools in the geographic area offering the sport (at the appropriate level) to allow for the development of a reasonable schedule of competition?	Yes		Yes

Remember, test three – full accommodation means addressing the unmet interest of the underrepresented sex (most likely girls), not the overrepresented sex (most likely boys).

Plans to Address Interest:

School officials will conduct after school meetings with interested participants and their parents. If there is sufficient interest school officials will then conduct a coach search. Meetings with girls interested in soccer will be held in the Spring of 2010. Meetings with boys interested in wrestling will be held in the Fall of 2010.

Principal's Signature:  Date: 4-09-10



**2009-2010
ACCOMMODATION OF INTERESTS AND ABILITIES
SUMMARY PROGRAM CHART (FORM T-4)**

KHSAA : Form T-4
Rev. 11/09

Levels of Competition Test One

		Column 1	Column 2	Column 3
Girls	Team Levels	Number of Teams Currently Offered	Number of Participants	Percentage of Participants at Each Level
Row 1	varsity:	4	78	55.3%
Row 2	j.v.:	3	42	29.8%
Row 3	frosh:	2	21	14.9%
Row 4	total:	9	141	100%
Boys				
Row 5	varsity:	5	97	67.8%
Row 6	j.v.:	3	39	27.3%
Row 7	frosh:	1	7	4.9%
Row 8	total:	9	143	100%


- 1) Column 1, list the number of interscholastic teams offered for girls and boys at each competitive level; varsity, junior varsity, and freshman. (Refer to Form T-2, Accommodation of Interests and Abilities, Summary Program Chart 2, Column 1.)
- 2) For Column 2, list the number of participants at each level. For girls, total the entries in Rows 1, 2, and 3 into Row 4. For boys, total the entries in Rows 5, 6, and 7 into Row 8. (Refer to Form T-2, Accommodation of Interests and Abilities, Summary Program Chart 2, Column 2.)
- 3) For Column 3, calculate the percentage of female and male participants at each level.

For girls' varsity, junior varsity, and frosh, respectively:

 - Divide Column 2, Row 1 by Column 2, Row 4, and place the percentage in Column 3, Row 1
 - Divide Column 2, Row 2 by Column 2, Row 4, and place the percentage in Column 3, Row 2.
 - Divide Column 2, Row 3 by Column 2, Row 4, and place the percentage in Column 3, Row 3.

For boys' varsity, junior varsity, and frosh, respectively:

 - Divide Column 2, Row 5 by Column 2, Row 8, and place the percentage in Column 3, Row 5.
 - Divide Column 2, Row 6 by Column 2, Row 8, and place the percentage in Column 3, Row 6.
 - Divide Column 2, Row 7 by Column 2, Row 8, and place the percentage in Column 3, Row 7.

Principal's Signature:  Date: 4-09-10



2009-2010

**ACTUAL EXPENDITURES - PROGRAM COMPARISON CHART 1 - (FORM T-35)
TO INCLUDE BOOSTER CLUB FUNDING**

KHSAA Form T-35
REV. 11/09

Sports	Equipment and Supplies		Travel		Awards		Coaches' salaries (to include supplemental and extended employment; dollar amount required)			Facilities improvements		Publications (if sport-specific)		
	Expenditures		Expenditures		Expenditures		Expenditures			Expenditures		Expenditures		
	School	Booster	School	Booster	School	Booster	School	# Coaches for all levels / # Teams for all levels	School	Booster	School	Booster	School	Booster
G basketball	2,868.00	2,446.00	5,008.00	966.00	15,000.00	4/3								
B basketball	2,897.00	3,169.00	5,034.00	244.00	15,000.00	3/3								
G softball	995.00	3,004.00	3,004.00	330.00	3,750.00	2/2								
B baseball	2,524.00	2,127.00	3,750.00	385.00	3,750.00	2/2								
G cross country														
B cross country		195.000	1,800.00	400.00	1,000.00	1/1								
G golf			VS	VS										
B golf			TR	TR										
G soccer														
B soccer														
G swimming														
B swimming														

26,286
26,344
3,750
3,750
3,395

- Total expenditures on T-35 and T-36 on the 2009-2010 year report due by April 15, 2010 of each school year, should reflect the total monies spent (rounded off to nearest dollar) for the entire school year of 2008-2009 ending June 30, 2009.
- Booster Club Funding/Contributions must be included in the above expenditures total. (Note: It is illegal for coaches to be paid by Booster Clubs - Reference KHSAA Bylaw 27)

Principal's Signature: [Signature] Date: 4-09-10



**2009-2010
ACTUAL EXPENDITURES - PROGRAM COMPARISON CHART 2 -- (Form T36)
TO INCLUDE BOOSTER CLUB FUNDING**

KHSAA Form T36
REV. 11/09

Sports	Equipment and supplies		Travel		Awards		Coaches' salaries (to include supplemental and extended employment; dollar amount required)		Facilities improvements		Publications (if sport-specific)	
	Expenditures		Expenditures		Expenditures		Expenditures		Expenditures		Expenditures	
	School	Booster	School	Booster	School	Booster	School	# Coaches for all levels / # Teams for all levels	School	Booster	School	Booster
G track	1,250.00	3,206.00		908.00		130.00	3,750.00	2/1				
B track	1,250.00	3,206.00		908.00		130.00	3,750.00	2/1				
G tennis												
B tennis												
G volleyball		3,494.00		2,689.00		1,079	3,750.00	2/3				
B wrestling												
G (list sport)												
B football	9,551.00	7,308.00		4,941.00		400.00	21,000	5/2		244.00		
G (list sport)												
B (list sport)												

9,244
9,244
11,012
43,444

1. Total expenditures on T-35 and T-36 on the 2009-2010 year report due by April 15, 2010, should reflect the total monies spent (rounded off to nearest dollar) for the entire school year of 2008-2009 ending June 30, 2009.

2. Booster Club Funding/Contributions must be included in the above expenditures totals. Indicate percentage of total expenditures for each gender. (If disparities are obvious, list on your Corrective Action Plan (T-60) what action you will take to correct the problem.)

#	Gender	Expenditures	Percentage
143	Boys	\$77,469.00	65.3%
141	Girls	\$41,123.00	34.7%
Total:		\$118,592.00	100%

Principal's Signature: _____ Date: 4-09-10



2009-2010 KHSAA TITLE IX ATHLETICS AUDIT (Form T-41)
Checklist - Overall Interscholastic Athletics Program


KHSAA Form T-41
Rev. 11/09

DIRECTIONS:

For the Areas of Compliance (Opportunities and Benefits) listed on the left hand side of the page, place a checkmark under the appropriate column identifying whether your school provided an advantage to the Girls' Program, or to the Boys' Program or to Neither Program. A review of T-35 and T-36 spending patterns might be helpful in completing this form.

Areas of Compliance:	ADVANTAGE TO:		
	GIRLS' PROGRAM	BOYS' PROGRAM	NEITHER PROGRAM
OPPORTUNITIES			
Accommodation of Interest and Abilities			X
BENEFITS			
Equipment and Supplies		X	
Scheduling of Games and Practice Time			X
Travel and Per Diem Allowances			X
Coaching			X
Locker Rooms, Practice and Competitive Facilities			X
Medical and Training Facilities and Services			X
Publicity			X
Support Services			X
Housing and Dining			X
Tutoring			X
Athletic Scholarships			X

If an advantage/inequity is indicated, corrective action should be shown on the Corrective Action Plan, Form T-60.

Principal's Signature:  Date: 4-09-10

**2009-2010
Title IX
Corrective Action Plan**

Column 1	Column 2	Column 3
Specific Item for Correction/Improvement	Plan for Suggested Change	Start Date & Completion Date of Corrective Action
<p>I. <u>Equipment and Supplies</u></p> <p>A.1. An advantage was listed to the Boy's program for equipment and supplies on Form T-41.</p>	<p>A.1. The 2006-2007 Title IX Report listed a discrepancy of \$ 372.00 between Girl's and Boy's Programs. The 2007-2008 report listed a discrepancy of \$240.00. Last year's report listed a discrepancy of \$226.00. This year's report listed a discrepancy of \$250.00. The Gender Equity Committee has made <u>to</u> progress to meet the guidelines & will continue to monitor these differences in the future.</p>	<p>A.1. August 2010- Continuous</p>
<p>II. <u>Scheduling for Games and Practice Times</u></p> <p>A.1. Scheduling for Contest</p>	<p>A.1. Both boy's and girl's coaches will continue to coordinate efforts to ensure both teams have at least 50% of home games.</p>	<p>A.1. 2006 – Continuous</p>

<p><u>IV. Locker Rooms, Practice and Competitive Analysis</u></p> <p>A.1. Lights need to be added to our covered batting cages to allow for later practice times for all middle school & high school teams.</p> <p>B.1. Visitor's dugout needs to be built on the softball field.</p> <p>C.1. The Football fields & track needs a concession stand, bathroom, & storage facility.</p>	<p>A.1. The electric pole has been set. We are now waiting for funding of the lights.</p> <p>B.1. Dugout has been built and painted. New fencing was also added to the softball field.</p> <p>C.1. The Board of Education is evaluating funding for a new field house.</p>	<p>A.1. November 2010</p> <p>B.1. April 2010</p> <p>C.1. 2010- Continuous</p>
<p><u>V. Publicity</u></p> <p>A.1. Publicity for all sports need to be improved.</p>	<p>A.1. Athletic Media Guides need to be produced for all sports.</p>	<p>A.1. August 2010</p>

<p>B.1. Prime Date an Prime Time Contest Scheduling</p>	<p>B.1. The Girl's Basketball Coach will ensure that 40% of all home games will take place on Prime Date and follow the Prime Time guidelines. Schedules will be submitted to the Athlic Director for review.</p>	<p>B.1. 2006 – Continuous</p>
<p>C.1. Practice Scheduling</p>	<p>C.1. All Terms will continue to follow the practice schedule plicy.</p>	<p>C.1. 2006 – Continuous</p>
<p>III. <u>Coaching</u></p>		
<p>A.1. There are new coaches hired that do not have the experience that other coaches have.</p>	<p>A.1. New coaches will continue to collaborate and shadow more experienced coaches. The Athletic Director will continue to deserve new coaches and offer input when needed.</p>	<p>A.1. 2006 – Continuous</p>
<p>B.1. Coaches need continued education training on health and safety issues, new techniques and equipment.</p>	<p>B.1. Coaches will continue to attend professional clinics and training to expand knowledge of their fields.</p>	<p>B.1. 2006 - Continuous</p>

<p><u>VI. Medical & Training Services</u></p> <p>A.1. The Medical Trainer needs to be funded by the Board of Education and be involved in all sports.</p>	<p>A.1. Meetings will be held with the Board of Education and Medical Trainer to discuss the possibility of funding and a schedule determined to service all sports.</p>	<p>A.1. August 2010</p>
<p><u>VII. Budget Analysis</u></p> <p>A.1. Bridge communication gaps regarding budgeting concerns.</p>	<p>A.1. Standardized forms for budgets will be submitted to the Athletic Director, SBDM, and the Principal.</p> <p>A.2. Monthly coaches meetings will be held to discuss budget concerns as well as other businesses.</p>	<p>A.1. 2006 - Continuous</p> <p>A.2. 2006 - Continuous</p>

 4-09-10



**2009-2010 INTERSCHOLASTIC
ATHLETICS SURVEY (FORM T-63)**
Summary of Student Responses

2009-2010

School Year: _____

School Name: _____ Leslie County High School _____

Enrollment
(9-12 Grade): 521 (SHOULD AGREE WITH FORM T-1, COLUMN 1, ROW 3)

Number of 9-11 Grade Students Surveyed: 409

Number of 8th Grade Students Surveyed: 135

Completed By: _____ 3/17/10 _____

Instructions:

1. Summarize the Student Athletics Interest Surveys Form T-61 by listing the total number of responses on the line next to each sport.
2. Under the Other Category please provide a listing of the sports as well as the number of students who are interested in participating.
3. Please sign and date this Summary Form (T-63) and mail this Summary Form only to the KHSAA by April 15. Do not mail the student surveys (Form T-61). However, these Forms should be maintained in your files in the event they are requested subsequently.

544

544 Number of Surveys
 489 Total Returned (A minimum of 80% return is expected)
 Grades Surveyed (Should be grades 9-11 and 8th grade if school has a
 8-11 feeder system)

Who Administered The Survey? _____ High School & Middle School Teachers
 How Was The Survey Administered? _____ Given to all Homerooms
 Give details on how it was administered and to which school group, Example: English classes, or all home rooms, etc. or advisee/advisor?)

KHSAA Sanctioned Fall Sports (List Total Number of Participation Responses)

9 Cross Country (Girls)
 15 Cross Country (Boys)
 106 Football (Boys)
 6 Golf (Girls)
 19 Golf (Boys)
 52 Soccer (Girls)
 22 Soccer (Boys)
 87 Volleyball (Girls)

Winter Sport (List Total Number of Participation Responses)

- 66 Basketball (Girls)
- 82 Basketball (Boys)
- 20 Indoor Track (Girls)
- 8 Indoor Track (Boys)
- 95 Swimming & Diving (Girls)
- 31 Swimming & Diving (Boys)
- 43 Wrestling (Boys)

Spring Sport (List Total Number of Participation Responses)

- 69 Baseball (Boys)
- 53 Fast Pitch Softball (Girls)
- 40 Tennis (Girls)
- 30 Tennis (Boys)
- 41 Track (Girls)
- 32 Track (Boys)

Non-KHSAA Championship Sports (From Student Survey T-61 Question 10)

- 126 Archery
- 27 Field Hockey
- 97 Bowling
- 8 Gymnastics (Boys)
- 51 Gymnastics (Girls)
- 50 Ice Hockey
- 27 Lacrosse (Boys)
- 23 Lacrosse (Girls)
- 106 Rifle
- 65 Rodeo
- 21 Slow Pitch Softball
- 12 Volleyball (Boys)
- 0 Water Polo
- 88 Weightlifting
- 0 Other sports not listed _____

**Number of Students who participate in Intramural Sports
(From Student Survey T-61 Question 5)**

<u>Sport</u>	<u>Number</u>
See Attached Sheet	

List Intramural Sports students are interested in adding:
(From Student Survey T-61 Question 6)

Sport	Number
See Attached Sheet	

Participation in Non-School Sports Activities
(From Student Survey T-61 Question 7)


Sport	Number
See Attached Sheet	

Reasons for not participating in interscholastic athletics
(From Survey Question 8)

- 30 I prefer other activities such as band, chorus, etc.
- 109 I don't have time
- The practice schedules and game times are
- 19 inconvenient
- 45 The sport I like isn't offered
- 20 It's too expensive
- 10 I prefer to participate in club or intramural sports
- 35 Working
- 82 Other: _____

Student Suggestions to encourage participation

See Attached Sheet

Principal's Signature 

4-09-10
Date

Number of Students who participate in Intramural Sports
(Question #5)

(Leslie County High & Middle School do not offer Intramural Sports, So the below comments are invalid)

Academics	1
Acting	1
Archery	1
Baseball	3
Basketball	8
Band	1
Boxing	1
Cheerleading	3
Corn hole	1
Drag racing	1
Dodge ball	1
Flag Football	1
Football	4
Motocross	2
Powder-puff Football	1
Running	1
Scrambling	1
Snowboarding	1
Softball	1
Swimming	1
Ultimate Frisbee	2

List Intramural Sports Students are interested in adding:
(Question # 6)

Archery	11
Bad Mitten	7
Baseball	4
Basketball	21
Bowling	5
Bow Hunting	1
Boy's Volleyball	1
Boxing	7
Cheerleading	1
Corn Hole	4
Cross Country	1
Dance	4
Diving	1
Dodge ball	5
Field Hockey	1
Football	6
Golf	12
Gymnastics	6
Hockey	1
Kickball	1
Kickboxing	2
Lacrosse	4
Mini Golf	1
Motocross	3
Photography	1
Ping-Pong	2
Powder Puff	2
Racket ball	1
Rifle	1
ROTC	6
Rugby	2
Skating	1
Silent ball	2
Soccer	35
Softball	6

Summer Softball	3
Swimming	17
Team Shooting	1
Tennis	8
Track	1
Ultimate Frisbee	11
Volleyball	8
Weight Lifting	1
Wrestling	10

Participation in Non-School Sports Activities

(Question # 7)

AAU	2
Academics	1
All Stars	3
Archery	2
Bad Mitten	1
Band	2
Basketball	6
Baseball	1
Boating	1
Bowling	1
Cheerleading	4
Church Basketball	2
Church League	2
Cross Country	1
Fishing	4
Football	6
Four-Wheeling	1
Gym	1
Gymnastics	4
Hunting	3
MMA	2
Motocross	2
Paintball	1
Ping Pong	1
Racket Ball	1
Snowboarding	3
Soccer	4
Softball	1
Street Basketball	1
Summer Baseball	2
Summer Softball	7
Tennis	1

Track	2
Volleyball	4
Weightlifting	1
Wrestling	1

Student Suggestions to Encourage Participation

- **Don't allow coaches pick. 1**
- **Cheaper and less time consuming.**
- **No, if people want to play they will. 1**
- **Have a wider variety. 3**
- **Make it more enjoyable rather than hard core (for ex. Trips to fun places).**
- **Have better coaches to win and more funding. 1**
- **Slumber parties and get togethers. 1**
- **Don't drug test.**
- **Let students play in a practice game to see if they like it.**
- **Try your Best; never give up, Your Great. 3**
- **Supporting sports better during schools.**
- **To promote sports.**
- **Don't do it if you don't like it.**
- **Try to make more time.**
- **You will stay in shape, and help you be a better person.**
- **Have a party after a won game.**
- **How about the coaches and teachers treat everyone equal (because I want to be known for me and not because I made a point in a game). 2**
- **New coaches. 1**
- **Make it fun. 1**
- **It's fun and active. 3**
- **Make things less expensive.**
- **Let people know they will get to play as much as others.**
- **At will give you something to do after school.**
- **Might help decide your profession.**
- **New sports. (Lacrosse, Golf, Soccer, Wrestling, Swim Team, Baseball, Dance Team, ROTC, and Archery) 12**
- **Sports are fun. Get exercise and stay healthy. 1**

- **I would like to have archery and more people.**
 - **It's easier to stay healthy.**
 - **Sports keep you out of trouble and can take you somewhere in life.**
 - **Play different schools.**
 - **Play what you want to play.**
 - **We could have practice 5 days a week and eat healthy on weekends.**
 - **When you play sport you have to commit. There is no I in TEAM.**
-
- **You never let your team down, join in all the fun and it may be hard sometimes, but it only makes you better.**
 - **You should play sports for fun.**
 - **Better equipment.**
 - **Mind Control.**
 - **Maybe if they had different sports and practice methods.**
 - **Make sure kids know that it's possible to participate and it's not impossible.**
 - **If people don't have a lot of home work, they'll have time to play sports.**
 - **To ensure that each person would get a good amount of playing time.**
 - **Teachers don't make us work. Let us pass and play.**
 - **Stop being Lazy.**
 - **Have more fun and come up with more creative ideas.**
 - **Make posters, Pretty Banners, and Prep Rally's to encourage everyone. 4**
 - **Provide Transportation. 5**
 - **Reasonable practice times.**
 - **Good Coaches.**
 - **Come up with a lot of different activities.**
 - **Better practice and Game schedules.**

- **Sports are fun and a good way to keep you in shape and healthy.**
 - **Create greater rewards for participating.**
 - **Pay us.**
-

Email Message

(Page 1 of 2)

Date: Wed, 30 Jun 2010 13:21:51 -0400
From: TITLE9 (Title 9 Audit)
To: "Crisp, Shannon" <shannon.crisp@leslie.kyschools.us>
Reply-to: title9@khsaa.org
Subject: RE: Information Request, 2009-2010 Annual Title IX Status Report-Martha Mullins

Mr. Crisp, thank you for the resubmissions. This response is a well-meaning attempt to assist in the fine-tuning of the policies submitted to better assure lack of gender bias in the school's athletics program.

1. Regarding the differences in recording expenditures for cross country and track, the explanation given is satisfactory. I am assuming the travel expenditures for cross country should have been split between boys and girls as well. If not, please advise why girls' cross country had no travel expenses.

2. The policy on awards should begin with statements about the school's philosophy regarding awards, that all participants are eligible to earn awards, and that awards will be presented at a school function that is approved by school administration. It is a good idea, too, to provide a statement as to which entity pays for the awards and for the school event where they are presented, if a meal is involved; for example, athletics department, school district, booster club, civic club, etc.

a. In order to be fair, clarification is needed regarding whether or not the maximum number of awards allowed refers to POSITION size or SQUAD size. For example, it is assumed the POSITION size for a football team (offense and defense) would be greater in number than that of the boys' or girls' cross country teams.

b. The cost of awards depends on the number of awards. Perhaps it would be better to place a maximum price that can be paid for each award as well as the maximum number that can be awarded.

c. It is suggested that the type of meal associated with the awards presentations be approved by athletics or school administration in order to balance out the type of "banquet" given for girls and boys over a two or three-year period.

d. The policy should allow for special events, too, such as for teams that win district, regional, or state honors, as examples. e. Make sure the policy covers institutional control over the CATEGORIES of awards that may be given, i.e. MVP, but not Worst Player of the Year!

f. The awards benefit includes the placement of trophies, banners, team photographs, Halls of Fame, jersey retirements, etc, as well. Statements regarding those elements of the awards benefit should be addressed as well.

3. As concerns the generation of travel, place that item on Form T-60, Corrective Action Plan, and report progress made on the 2010-2011 annual Title IX report. The policies should cover transportation mode for practice and competition, special trips, per diem, on-campus meal service, and approval processes.

Please advise if I can be of further assistance.

Best wishes.

Martha Mullins
Title IX Auditor

On Tuesday, June 08, 2010 8:12 AM, Crisp, Shannon wrote:

>

>Date: Tue, 8 Jun 2010 12:12:31 +0000
>From: Crisp, Shannon
>To: "title9@khsaa.org" <title9@khsaa.org>

Email Message

(Page 2 of 2)

>cc:
>Subject: RE: Information Request, 2009-2010 Annual Title IX StatusReport-Martha Mullins
>
>I just recieved the report June 4. It was put in the wrong mailbox here at school, I will submit it as soon as possible.
>
>Thank You,
>Shannon Crisp
>Athletic Director
>Leslie Co. High School
>
>-----
>From: Title 9 Audit [title9@khsaa.org]
>Sent: Monday, June 07, 2010 3:29 PM
>To: Crisp, Shannon
>Cc: Darren Bilberry, KHSAA
>Subject: Information Request, 2009-2010 Annual Title IX Status Report-Martha Mullins
>
>To date, the explanation regarding the spending differences among boys' and girls' sports, due May 31, 2010, has not been received. Please submit by June 15, 2010.
>
>Thank you for your cooperation. Best wishes.
>
>Martha Mullins
>Title IX Auditor

Leslie Co. High School Extra Curricular Policy

Awards

Awards for all teams must not exceed \$500.00. This does not include the price of the meal.

- Teams with 6 or less participants – Boy’s and Girl’s Basketball and Volleyball may not give more than 12 awards to participants.**
- Teams with 7 or more participants – Football, Softball, Baseball, Boy’s and Girl’s Track and Boy’s and Girl’s Cross Country may not give more than 18 awards to participants.**

**Leslie Co. High School
Extra Curricular Policy**

Travel


A travel policy has not been in place for the past 4 years. We will look into this matter and formulate a policy. At this time all travel is the responsibility of the team.

To Whom It May Concern,

I am writing this in regard to the differences between the amount spent on awards and travel for Boy's Cross Country and Boy's Track in the 2009-2010 Title IX report. The expenditures for Boy's Cross Country should have been divided equally with the Girl's Cross Country team.

In regard to the amount spent on Volleyball awards and Football awards, the Volleyball boosters were not aware of the policy we had in place. They have been given a copy of the policy so we shouldn't have this problem in the future.

**Sincerely,
Shannon Crisp**


**Athletic Director
Leslie Co. High School**