

**KHSAA TITLE IX  
ANNUAL REPORT SUBMISSION  
STATUS REPORT  
2009-2010**

KHSAA  
Form T65  
Revised 4/09

TO: KHSAA Member School Superintendents, Principals, and Athletic Directors

FROM: Brigid L. DeVries, Commissioner  
Darren Bilberry, Assistant Commissioner

DATE: May 14, 2010

School	Monroe County High School	Reviewed by	Martha Mullins
--------	---------------------------	-------------	----------------

The following is a status report regarding the required 2009-2010 Title IX Annual Report submission of forms due into the KHSAA office by April 15, 2010. Appropriate KHSAA Audit Team personnel have reviewed these forms and the following is a summary of this review.

I. Checklist of Forms properly submitted in a satisfactory manner:

<input checked="" type="checkbox"/>	GE 19 (Annual Verification)	<input checked="" type="checkbox"/>	T-35 (Budget Expenses)
<input checked="" type="checkbox"/>	T-1 (Summary Program Chart 1)		T-36 (Budget Expenses)
<input checked="" type="checkbox"/>	T-2 (Summary Program Chart 2)	<input checked="" type="checkbox"/>	T-41 (Checklist – Overall Interscholastic Program)
<input checked="" type="checkbox"/>	T-3 (Summary Program Chart 3)	<input checked="" type="checkbox"/>	T-60 (Corrective Action Plan)
<input checked="" type="checkbox"/>	T-4 (Summary Program Chart 4)		T-63 (Interscholastic Survey Results)

II. Status

A.		2009-2010 Forms are satisfactory and no further information or action is necessary at this time.
B.	<input checked="" type="checkbox"/>	Errors have been noted with respect to the following forms: <b>Form T-63: Please complete the line, "Grades Surveyed". Also, provide the name of the person who completed the survey summary (T-63), by May 31, 2010.</b>
C.		The following forms were omitted and must be submitted by school representatives:
D.	<input checked="" type="checkbox"/>	According to the 2009-2010 data, the school appears to be meeting the standards established in: <input type="checkbox"/> Test 1 (Athletic participation is proportionate to enrollment) <input type="checkbox"/> Test 2 (History and continuing practice of program expansion) <input checked="" type="checkbox"/> Test 3 (Full and effective accommodation of interests and abilities) <b>School personnel are advised to continue to monitor the interest in girls' swimming in order to continue to meet the standard for compliance with Test 3.</b>
E.	<input checked="" type="checkbox"/>	Other Recommendation and Comments: It is recommended that booster and parental representation be added to the membership of the Gender Equity Review Committee. On Form T-36, \$4500 was recorded for two coaches' salaries. The sport was not listed. <b>Please identify the sport, by May 31, 2010</b> Good report!

APR 19 2010

# TITLE IX FORMS - GE19



## KENTUCKY HIGH SCHOOL ATHLETIC ASSOCIATION 2009-2010 ANNUAL VERIFICATION OF TITLE IX PROCEDURES

KHSAA Form GE19  
Rev. 04/09

(To be submitted by April 15, 2010 along with other required forms)

The Monroe County High School, Tompkinsville Kentucky  
(Name of High School) (City)

certifies to the Kentucky High School Athletic Association that the following is an accurate and true representation of the facts surrounding compliance with 20 U.S.C. Sections 1681-1688, et. Seq. (also known as Title IX). I certify the following provisions in accordance with records at the school contained in the permanent Title IX file, at least one copy of which must be maintained in the Principal's office, and to the best of my knowledge have completed the following tasks:

- I. Established a gender equity committee at the high school. (List committee personnel and provide attachment if necessary)

Name	Address	Phone	Title
Amy Thompson	309 Emberton St	(270) 487-5456	Title IX Coordinator
Dwaine Murray	755 Old Mulkey Rd	487-6217	Co-Athletic Director
John Petett	755 Old Mulkey Rd	487-6217	Co-Athletic Director
Julie Nuckols	755 Old Mulkey Rd	487-6217	Girls/Boys Cross Country Coach
Tara Turner	755 Old Mulkey Rd	487-6217	Volleyball Coach
Jeff Kippy	755 Old Mulkey Rd	487-6217	Softball Coach
Tisha Bartley	Celina Rd	487-6472	Girls Track
Jessa Curtis	755 Old Mulkey Rd	487-6217	Student Rep.

- II. Scheduled a minimum of three meetings during the 2009-2010 school year on the following dates:

August 27, 2009
December 14, 2009
March 22, 2010

- III. Designated the following person(s) as the Title IX coordinator for the school:


Name	Title	Address	Phone
John Petett	Co-Athletic Director	755 Old Mulkey Rd	487-6217 (270)

- IV. Designated the following person(s) as the Title IX coordinator for the district:


Name	Title	Address	Phone
Amy Thompson	Instructional Supervisor	309 Emberton St	487-5456 (270)


School personnel are continuing to make periodic reviews of the boys' and girls' athletics program reflected in the Corrective Action Plan.

In addition to the above information, the above referenced school maintains a complete permanent file relative to Title IX records including copies of the self-assessment audit, all corrective action plans, and other related materials.

  
 Principal's Signature

4-14 2010  
 Date

  
 Superintendent Signature

  
 School Board Chairpersons' Signature

(Send original copy to KHSAA - Maintain duplicate in Title IX school folder)

# TITLE IX FORMS - T1

2009-2010

KHSAA Form T1  
Rev. 11/09



## ACCOMMODATION OF INTERESTS AND ABILITIES SUMMARY PROGRAM CHART (Form T-1)

### Participation Opportunities: Test One - Proportionality

		(Column 1)	(Column 2)	(Column 3)	(Column 4)
	Program	Enrollment	Percentage of Total Enrollment	Number of Interscholastic Participants (double and triple count)	Percentage of Total Participation
Row 1	GIRLS	251	42.8%	159	37.0
Row 2	BOYS	335	57.2%	270	63.0
Row 3	Totals	586	100%	429	100%

Instructions:

\*Number of 8<sup>th</sup> grade students & below used in Column 3 and Column 4 calculations: 42

- Determine the total number of girls enrolled, (place in Row 1, Column 1). Determine the total number of boys enrolled, (place in Row 2, Column 1).
- Add the total number of girls and boys enrolled to determine total enrollment, (place in Row 3, Column 1).
- Calculate the percentage of total enrollment that is female. (Divide Row 1, Column 1 by Row 3, Column 1 and place in Row 1, Column 2.) Calculate the percentage of total enrollment that is male. (Divide Row 2, Column 1 by Row 3, Column 1 and place in Row 2, Column 2.) Note: Row 1, Column 2 plus Row 2, Column 2 should total 100%.
- Ask coaches to confirm the names of those individuals who are on the team as of the first **date of regular season competition**, and cross out the names of those who were cut from the team or quit the team prior to the first regular season competitive event. Determine the total number of interscholastic athletics participants that are girls, (and place in Row 1, Column 3). In order to determine the total number of athletics participants, an individual should be counted each time he or she participates on a team. For example, if Jane Doe competes on the varsity volleyball team, the junior varsity volleyball team, the junior varsity basketball team, and the varsity softball team, she should be counted as four participants (**do not include club or intramural sports participants, cheerleaders, dance teams, or pom squads**). Calculate the same way for boys and girls. \* In addition, should 8<sup>th</sup> grade students and below play on a Freshman, Junior Varsity, or Varsity team, they should also be counted for each team and sport on which they participate. If applicable, please asterisk in the above notation as to how many 8<sup>th</sup> grade students & below are included in the totals.  
Using the same procedure, determine the total number of interscholastic athletic participants that are boys, (and place in Row 2, Column 3). Add Row 1, Column 3 plus Row 2, Column 3 to get total participants and place in Row 3, Column 3.
- Calculate the percentage of female participation. (Row 1, Column 3 divided by Row 3, Column 3 and place in Row 1, Column 4.) Calculate the percentage of male participation. (Row 2, Column 3 divided by Row 3, Column 3 and place in Row 2, Column 4.) Note: Row 1, Column 4 plus Row 2, Column 4 should total 100%.

Note: While being within three percent is not a formal compliance standard, if the percent listed in Row 1, Column 4 is within 3% of Row 1, Column 2, then it provides a good target within which compliance is likely.

Principal's Signature: Phil Bartley Date: 4-14-2010

# TITLE IX FORMS - T3



2009-2010  
**ACCOMMODATION OF INTERESTS AND ABILITIES  
 SUMMARY PROGRAM CHART (FORM T-3)**

KHSAA Form T3  
 Rev. 11/09

**Participation Opportunities Test Three Full Accommodation**

**FOR ANY QUESTION ANSWERED "YES" IDENTIFY THE RESPECTIVE SPORT(S).**

	GIRLS (Yes / No)		BOYS (Yes / No)
1. Based on the responses from your most recent student survey, is there sufficient interest to form a viable interscholastic team for a sport not currently offered? If yes, what sport?	No		No
2. For a sport not currently offered at the varsity level, is there sufficient interest based on your most recent Student Interest Survey to form a viable team for an interscholastic freshman team or junior varsity team?	No		No
3. For a sport currently offered at the interscholastic Junior Varsity or freshmen level, is there sufficient interest, based on your most recent Student Interest Survey, to form a varsity team?	No		No
4. If you answered YES to question (1), (2), or (3), are there enough high schools in the geographic area offering the sport (at the appropriate level) to allow for the development of a reasonable schedule of competition?	No		No
5. If you answered YES to question (1), (2), (3), or (4), are there enough high schools in the geographic area offering the sport (at the appropriate level) to allow for the development of a reasonable schedule of competition?	No		No

Remember, test three – full accommodation means addressing the unmet interest of the underrepresented sex (most likely girls), not the overrepresented sex (most likely boys).

Plans to Address Interest:

Principal's Signature : Phil Bartley Date: 4-14-10

# TITLE IX FORMS - T2

KHSAA Form T2  
Rev. 11/09



2009-2010  
ACCOMMODATION OF INTERESTS AND ABILITIES  
SUMMARY PROGRAM CHART (FORM T-2)  
PARTICIPATION OPPORTUNITIES: TEST TWO - PROGRAM EXPANSION

		Column 1	Column 2	Column 3	Column 4	Column 5
Program		Number of Teams Currently Offered	Number of Participants	Number of Teams Added Since the beginning of the 2005-2006 School Year	Current Number of Participants for the 2009-2010 school year who are playing on teams added since the 2005-2006 School Year	Percent of Total Participation By Sex Added Since the beginning of the 2005-2006 School Year
GIRLS Row 1	varsity:	9	107	1	12	
Row 2	j.v.:	4	42	1	12	
Row 3	frosh:	1	10	0	0	
Row 4	total:	14	159	2	24	0.1509 or 15.09
BOYS Row 5	varsity:	8	155	1	13	
Row 6	j.v.:	4	80	1	12	
Row 7	frosh:	2	35	0	0	
Row 8	total:	14	270	2	25	0.0925 or 9.25

- For Column 1, list the number of interscholastic teams offered for girls and boys at each competitive level (varsity, junior varsity, and freshman). For girls, total each of the entries in Rows 1, 2, and 3 into Row 4. For boys, total Rows 5, 6, and 7 into Row 8.
- For Column 2, list the number of participants at each level. For girls, total each of the entries in Rows 1, 2, and 3 into Row 4. For boys, total Rows 5, 6, and 7 into Row 8. Note: The totals in Row 4 for girls and in Row 8 for boys must be the same as the totals in Form T-1, Column 3, Rows 1 and 2 respectively.
- For Column 3, list the number of interscholastic teams that have been added in the last five years at each competitive level. Count each team added during the 5 year period only one time. e.g. Girl's junior varsity soccer was added 3 years ago, count the team only once, not 3 times. For girls, total the entries in Rows 1, 2, and 3 into Row 4. For boys, total Rows 5, 6, and 7 into Row 8.
- For Column 4, list the number of participants that are currently on each level of the teams that were added in the last five years. If a team was added previously but no longer exists, there are no current participants to be added for that team. For girls, total the entries in Rows 1, 2, and 3 into Row 4. For boys, total Rows 5, 6, and 7 into Row 8.
- For Column 5, calculate the percentage of participants that have been added in the last five years. For girls, take the number in Column 4, Row 4 and divide by the number in Column 2, Row 4. For boys, take the number in Column 4, Row 8 and divide it by the number in Column 2, Row 8.
- Note: If the percentage of current participants added in the last five years is 25% or greater for the underrepresented sex (most likely girls), compliance with Test Two may be possible. If less than 25%, then compliance with Test Three should be analyzed. CAUTION: 25% is not a formal compliance standard.**

Principal's Signature: Phil Bartley Date: 4-14-2010

# TITLE IX FORMS - T4



2009-2010  
 ACCOMMODATION OF INTERESTS AND ABILITIES  
 SUMMARY PROGRAM CHART (FORM T-4)

KHSAA :Form T4  
 Rev. 11/09

Levels of Competition Test One

		Column 1	Column 2	Column 3
Girls	Team Levels	Number of Teams Currently Offered	Number of Participants	Percentage of Participants at Each Level
Row 1	varsity:	9	107	67.29
Row 2	j.v.:	4	42	26.41
Row 3	frosh:	1	10	6.28
Row 4	total:		159	100%
<b>Boys</b>				
Row 5	varsity:	8	155	57.40
Row 6	j.v.:	4	80	29.62
Row 7	frosh:	2	35	12.96
Row 8	total:		270	100%

- 1) Column 1, list the number of interscholastic teams offered for girls and boys at each competitive level; varsity, junior varsity, and freshman. (Refer to Form T-2, Accommodation of Interests and Abilities, Summary Program Chart 2, Column 1.)
- 2) For Column 2, list the number of participants at each level. For girls, total the entries in Rows 1, 2, and 3 into Row 4. For boys, total the entries in Rows 5, 6, and 7 into Row 8. (Refer to Form T-2, Accommodation of Interests and Abilities, Summary Program Chart 2, Column 2.)
- 3) For Column 3, calculate the percentage of female and male participants at each level.  
 For girls' varsity, junior varsity, and frosh, respectively:
  - Divide Column 2, Row 1 by Column 2, Row 4, and place the percentage in Column 3, Row 1
  - Divide Column 2, Row 2 by Column 2, Row 4, and place the percentage in Column 3, Row 2.
  - Divide Column 2, Row 3 by Column 2, Row 4, and place the percentage in Column 3, Row 3.
 For boys' varsity, junior varsity, and frosh, respectively:
  - Divide Column 2, Row 5 by Column 2, Row 8, and place the percentage in Column 3, Row 5.
  - Divide Column 2, Row 6 by Column 2, Row 8, and place the percentage in Column 3, Row 6.
  - Divide Column 2, Row 7 by Column 2, Row 8, and place the percentage in Column 3, Row 7.

Principal's Signature: Phil Bartley Date: 4-14-10

# TITLE IX FORMS - T35

KHSAA Form T35  
REV. 11/09

## 2009-2010 ACTUAL EXPENDITURES - PROGRAM COMPARISON CHART 1 - (FORM T-35) TO INCLUDE BOOSTER CLUB FUNDING



Sports	Equipment and Supplies		Travel		Awards		Coaches' salaries (to include supplemental and extended employment; dollar amount required)			Facilities improvements		Publications (if sport-specific)	
	School	Booster	School	Booster	School	Booster	School	# Coaches for all levels / # Teams for all levels	School	Booster	School	Booster	
G basketball	7425	900	4579. <sup>00</sup>		636		13993	4/3					
B basketball	5166	200	4579. <sup>00</sup>		155		13031	4/3					
G softball	7459	200	1291. <sup>00</sup>		159		5425	3/2					
B baseball	7413	200	2065. <sup>00</sup>		-0-		5200	3/2					
G cross country	120	100	-0-		59		1475	1/1					
B cross country	120	100	-0-		59		1475	1/1					
G golf	2952	200	913. <sup>00</sup>		569		2000	2/1					
B golf	2952	200	913. <sup>00</sup>		569		2100	2/1					
G soccer	955	200	1933. <sup>00</sup>		47		2250	2/2					
B soccer	955	200	1933. <sup>00</sup>		47		2400	2/2					
G swimming													
B swimming													

27,533  
23,151  
15,124  
14,878  
1749  
1749  
6,634  
6,734  
1,526  
1,526

1. Total expenditures on T-35 and T-36 on the 2009-2010 year report due by April 15, 2010 of each school year, should reflect the total monies spent (rounded off to nearest dollar) for the entire school year of 2008-2009 ending June 30, 2009.

2. Booster Club Funding/Contributions must be included in the above expenditures total. (Note: It is illegal for coaches to be paid by Booster Clubs - Reference KHSAA Bylaw 27)

Principal's Signature: Phil Bastley Date: 4-14-10

# TITLE IX FORMS - T36

KHSAA Form T36  
REV. 1/109

2009-2010  
ACTUAL EXPENDITURES - PROGRAM COMPARISON CHART 2 - (Form T36)  
TO INCLUDE BOOSTER CLUB FUNDING



Sports	Equipment and supplies		Travel		Awards		Coaches' salaries (to include supplemental and extended employment; dollar amount required)		Facilities improvements		Publications (if sport-specific)	
	School	Booster	School	Booster	School	Booster	School	# Coaches for all levels / # Teams for all levels	School	Booster	School	Booster
G track	374	100	657.00		19.00		1250.00	1/1				
B track	374	100	657.00		19.00		1300.00	1/1				
G tennis	146	-0-	856.00		36.00		1250.00	1/1				
B tennis	146	-0-	856.00		36.00		2250.00	1/1				
G volleyball	2591	200	2021.00		371.00		4900.00	3/2				
B wrestling	-		-		-							
G (list sport)							4500.00	2/1				
B football	13,633	1510	4967.00		1286.00		18,499	6/3				
G (list sport)												
B (list sport)												

2,400  
2,450  
2,288  
5,288  
10,033  
39,880

1. Total expenditures on T-35 and T-36 on the 2009-2010 year report due by April 15, 2010, should reflect the total monies spent (rounded off to nearest dollar) for the entire school year of 2008-2009 ending June 30, 2009.

2. Booster Club Funding/Contributions must be included in the above expenditures totals. Indicate percentage of total expenditures for each gender. (If disparities are obvious, list on your Corrective Action Plan (T-60) what action you will take to correct the problem.)

Gender	%	Expenditures	Percentage
Boys	63	\$ 97,655.00	57
Girls	37	\$ 97,156.00	43
Total		\$ 194,811.00	100%

Principal's Signature: Paul Baitley Date: 4-14-10



# TITLE IX FORMS - T41



## 2009-2010 KHSAA TITLE IX ATHLETICS AUDIT (Form T-41) Checklist - Overall Interscholastic Athletics Program

KHSAA Form T41  
Rev. 11/09

**DIRECTIONS:**

For the Areas of Compliance (Opportunities and Benefits) listed on the left hand side of the page, place a checkmark under the appropriate column identifying whether your school provided an advantage to the Girls' Program, or to the Boys' Program or to Neither Program. A review of T-35 and T-36 spending patterns might be helpful in completing this form.

Areas of Compliance:	ADVANTAGE TO:		
	GIRLS' PROGRAM	BOYS' PROGRAM	NEITHER PROGRAM
<b>OPPORTUNITIES</b>			
Accommodation of Interest and Abilities			✓
<b>BENEFITS</b>			
Equipment and Supplies			✓
Scheduling of Games and Practice Time			✓
Travel and Per Diem Allowances			✓
Coaching			✓
Locker Rooms, Practice and Competitive Facilities			✓
Medical and Training Facilities and Services			✓
Publicity			✓
Support Services			✓
Housing and Dining			✓
Tutoring			✓
Athletic Scholarships			✓

If an advantage/inequity is indicated, corrective action should be shown on the Corrective Action Plan, Form T-60

Principal's Signature: Phil Bartley Date: 4-14-10

# TITLE IX FORMS - T60

Khsaa Form T60  
Rev. 11/09



SCHOOL NAME Monroe Co. HS.

## 2009-2010 TITLE IX CORRECTIVE ACTION PLAN (FORM T-60)

**DIRECTIONS:**

1. For Column 1, indicate the intended area (Opportunities or Benefits) which needs corrective action in order to achieve gender equity. For Column 2, write the suggested change or activities that will correct the area in need of alteration. For Column 3, include the estimated completion date for the changes or activities.
2. It is possible to attain compliance with Title IX and no longer need "corrective" action. However, the KHSAA strongly encourages compliant schools to identify items for improvement (Column 1), activities to accomplish the improvement (Column 2) and a timetable for completion (Column 3) that will strengthen the athletic program.
3. You may copy this form as needed. Please attach corrective action plans along with audit forms and submit by April 15, 2010.

COLUMN 1 SPECIFIC ITEM FOR CORRECTION/IMPROVEMENT	COLUMN 2 PLAN FOR SUGGESTED CHANGE	COLUMN 3 START DATE AND COMPLETION DATE OF CORRECTIVE ACTION
Outdoor practice facility for all sports	Check on grants available to help fund project.	Summer 2010
Improve weight room and update all equipment	Paint facilities	Spring 2014
Increase girl participation	Buy new equipment as needed.	Summer 2010
	Exaggerate top lay out middle school level	Spring 2011

Principal's Signature: Phil Bartley Date: 4-14-10

# TITLE IX FORMS - T63



## INTERSCHOLASTIC ATHLETICS SURVEY (FORM T-63) Summary of Student Responses

KHSAA Form T63  
Rev. 11/09  
Page 1/3

School Year: 2009-2010  
 School Name: Monroe County High School  
 Enrollment  
 (9-12 Grade): 586 (SHOULD AGREE WITH FORM T-1, COLUMN 1, ROW 3)  
 Number of 9-11 Grade Students Surveyed: 328  
 Number of 8<sup>th</sup> Grade Students Surveyed: 139  
 Date: 3/02/2010 467  
 Completed By: 4/02/2010

### Instructions:

1. Summarize the Student Athletics Interest Surveys Form T-61 by listing the total number of responses on the line next to each sport.
2. Under the Other Category please provide a listing of the sports as well as the number of students who are interested in participating.
3. Please sign and date this Summary Form (T-63) and mail this Summary Form only to the KHSAA by April 15. Do not mail the student surveys (Form T-61). However, these Forms should be maintained in your files in the event they are requested subsequently.

160967  
467

467 Number of Surveys  
467 Total Returned (A minimum of 80% return is expected)  
 Grades Surveyed (Should be grades 9-11 and 8<sup>th</sup> grade if school has a feeder system)

Who Administered The Survey?  
 How Was The Survey Administered?  
 Give details on how it was administered and to which school group, Example: English classes, or all home rooms, etc. or advisee/advisor?)

John Petett Co-Athletic Director  
During students advisory class. (Teacher)

### KHSAA Sanctioned Fall Sports (List Total Number of Participation Responses)

11 Cross Country (Girls)  
6 Cross Country (Boys)  
89 Football (Boys)  
10 Golf (Girls)  
17 Golf (Boys)  
32 Soccer (Girls)  
25 Soccer (Boys)  
80 Volleyball (Girls)

# TITLE IX FORMS - T63

## Winter Sport (List Total Number of Participation Responses)

KHSAA Form T-63  
Rev. 11/09  
Page 2/3

41 Basketball (Girls)  
63 Basketball (Boys)  
20 Indoor Track (Girls)  
9 Indoor Track (Boys)  
48 Swimming & Diving (Girls)  
40 Swimming & Diving (Boys)  
20 Wrestling (Boys)

## Spring Sport (List Total Number of Participation Responses)

28 Baseball (Boys)  
38 Fast Pitch Softball (Girls)  
40 Tennis (Girls)  
20 Tennis (Boys)  
29 Track (Girls)  
27 Track (Boys)

## Non-KHSAA Championship Sports (From Student Survey T-61 Question 10)

63 Archery  
15 Field Hockey  
74 Bowling  
6 Gymnastics (Boys)  
58 Gymnastics (Girls)  
30 Ice Hockey  
24 Lacrosse (Boys)  
21 Lacrosse (Girls)  
68 Rifle  
56 Rodeo  
13 Slow Pitch Softball  
29 Volleyball (Boys)  
71 Water Polo  
100 Weightlifting  
0 Other sports not listed \_\_\_\_\_

## Number of Students who participate in Intramural Sports (From Student Survey T-61 Question 5)

Sport	Number
<u>0</u>	<u>0</u>

# TITLE IX FORMS - T63

List Intramural Sports students are interested in adding:  
(From Student Survey T-61 Question 6)

KHSAA Form T63  
Rev. 11/09  
Page 3/3

<u>Sport</u>	<u>Number</u>
0 No intramural sports are offered.	0

Participation in Non-School Sports Activities  
(From Student Survey T-61 Question 7)

<u>Sport</u>	<u>Number</u>
Motorcross	10
Swimming	88
Shate Boarding	11
Weightlifting	100

Reasons for not participating in interscholastic athletics  
(From Survey Question 8)

- ~~34~~ I prefer other activities such as band, chorus, etc.
- ~~94~~ I don't have time
- ~~16~~ The practice schedules and game times are inconvenient
- ~~23~~ The sport I like isn't offered
- ~~16~~ It's too expensive
- ~~48~~ I prefer to participate in club or intramural sports
- ~~60~~ Working
- ~~54~~ Other: \_\_\_\_\_

Student Suggestions to encourage participation

Work around their schedule?

Phil Bartley  
Principal's Signature

4-14-10  
Date

Monroe County High School  
Title IX Committee  
Minutes  
August 27, 2009

**Time:** 1:30pm-2:00pm

**Location:** Monroe County High School Library

**Present:** Jessa Curtis (student athlete), Dwayne Murray (co-athletic director, school administrator, head girls basketball coach), Tisha Bartley (head girls track coach), John Petett (co-athletic director, teacher, head varsity football coach), Amy Thompson (district Title IX coordinator)

Amy Thompson began the meeting by giving the committee members a brief description of the purpose of the Title IX committee which is to ensure that equality occurs for girl's athletic program in comparison with the boy's athletic program at Monroe County High School in respect to program offerings, facilities and funding.

The following was discussed:

The softball field has been repaired to correct the problem of the field not draining water properly. Several drains have been placed on the field and currently the Monroe County Middle School softball team is using the field. The drains have helped correct the problem.

Both girls and boys soccer season is underway. Numbers on both teams are low. Each team has just enough to field a team. The committee felt the reason for the low numbers is due to student interest in the sport.

The girl's volleyball team is having a successful season. They have won all four matches they have participated in and will be playing in the Class "A" Regional tournament this weekend in Clinton County.

Our cross-country team has had one meet. We have four girls and one boy on the team. We had two girls to place in the top nine finishers at the first meet.

Current fall sports are golf, soccer, cross-country, volleyball and football.

The girl's locker room will be receiving new lockers this fall. The old metal lockers will be replaced with wooden lockers.

The Title IX report for the 2008-2009 school year has been received and is acceptable. We were not chosen for an audit for the 2009-2010 school year.

The Title IX committee will meet again during the winter sports season as well as during the spring sports season. Dates will be set at a later date.

**Title IX  
Winter Meeting  
December 14, 2009  
Minutes**

**Present:** Jessa Curtis (student), John Petett (co-athletic director, head varsity football coach), Julie Nuckles (head varsity cross-country coach, teacher), Tisha Bartley (head girls track coach, teacher), Amy Thompson (Title IX coordinator), Jeff Rippy (head girls varsity softball coach, teacher), Dwayne Murray (co-athletic director, assistant principal, head girls varsity basketball coach)

**Time and Location:** 1:30pm at the Monroe County High School library

The August minutes were approved with a motion by Dwayne Murray and a second by John Petett. The December agenda was approved with a motion by Jeff Rippy and a second by Julie Nuckles.

Issues discussed:

- Softball field has been seeded and needs to be rolled before the season begins.
- Girls' volleyball had a very successful season. Jessa Curtis, student athlete, added that the girls had a 25-5 record for the 2009 season. They were the semi-finalist in the Logan Co. tournament, district champs for the 7<sup>th</sup> year in a row, won the All "A" 4<sup>th</sup> region tourney and finished 2<sup>nd</sup> in the bronze division in Class "A" State.
- There is a proposed realignment for the girls/boys soccer district. The athletic directors at MCHS declined the proposal due to the distance our student athletes would have to travel for district play. The athletic directors at MCHS are looking at other options which include moving to the 3 "A" division or playing an independent schedule.
- The soccer field needs six new light poles. The cost of each light pole is approximately \$1500. The existing poles are old and too tall for the electric company to reach the bulbs.
- Cassady Carter finished fourth in the region in cross-country and also qualified and competed in the state competition. Devon Gearlds received 16<sup>th</sup> in the region and also qualified for the state competition. Hopes are that there will be a full girls and boys' team for the 2010 season. A full team consists of five girls and five boys. Julie Nuckles, head coach, also stated that we are currently working on getting a track prepared for the 2010 season so we may host cross-country meets.
- The girls' golf team competed this year. All members of the girls' golf team are currently middle school students.
- New lockers should be installed in the girls' basketball dressing room by January 2010. There will be 22 new lockers which have been designed and built by local Area Technology Center students and instructors. This helps meet the financial requirements in Title IX.
- The spring meeting will occur in January 2010.

- Attendees expressed the need for an outdoor practice facility. The facility would provide girls' softball a dressing room during softball season and the football team an indoor practice area as well as storage.
  - Currently, the track is in need of various repairs in order for MCHS to host a track meet.
-



**Monroe County School District**  
**Spring Title IX Meeting Minutes**  
**March 22, 2010**

**Present:** Amy Thompson - Title IX Coordinator, Tishia Bartley – girls track coach, Julie Nuckols – girls/boys cross country coach, Jeff Rippey – varsity girls’ softball coach, John Petett – co-athletic director/head varsity football coach, Jessa Curtis – student representative.

**Absent:** Dwayne Murray – co-athletic director/assistant principal/head girls’ varsity basketball coach, Tara Turner – head varsity volleyball coach

The committee approved the spring agenda and reviewed and approved the winter Title IX meeting minutes. The following items were discussed:

- Soccer alignment went well. We got in the region we needed to be in to reduce travel and meet the needs of our student athletes.
- The soccer field has been seeded and follow-up will continue for lighting on the field.
- There will be a sandpit ready for the track team for the 2010 season.
- Work continues on the cross country track and there are hopes of hosting meets in fall 2010.
- New lockers are now being installed for the girls’ basketball team.
- Tennis – has a 15 match season schedule for 2010. There are nine girls and seven boys on the team. Ricky Miller is the new girls coach. All matches will be played away. Two courts are being built at the Monroe County Wellness Center and we hope to be able to use these facilities for our tennis team when they are complete.
- Track – Thirty-three girls have come out for girls track for the 2010 season. These are a combination of middle and high school students. There eleven boys on the boys track team. There will be six meets for the 2010 season all being away and the meets will begin after spring break.
- Softball – there are twelve high school girls and six middle school girls making up the varsity 2010 softball team. They have a thirty-six game regular season and tournament schedule. There are seventeen baseball players.
- Coach Petett shared that we have great student participation for spring sports. We have more female athletes for spring sports than males.
- Coach Petett also shared with the coaches that Ronnie Butler is available to help with athletic facilities. Coaches need to contact an athletic director and then they will communicate the need to Mr. Butler. Coach Petett asked the coaches to make a list of things they need completed with their facilities so Mr. Butler can get things ready for their season.
- Following are a list of student athlete and team accomplishments:
  - Caylan Bybee 1<sup>st</sup> team all region basketball

- Madison Clements and Caylan Bybee girls basketball 4<sup>th</sup> region all tournament team
  - Kayla Murray, Caylan Bybee and Madison Clements all district team
  - Ariel Murray all district academic team
  - Girls made it to the region for the first time in three years
  - MCHS cheerleaders competed in various competitions and received numerous honors
  - Four boys have signed with colleges to play football – Tyler McMillan, Troy Wyatt and Jordan Turner signed with Lindsey Wilson and Neil Wilson signed with WKU
  - Spencer Petett has signed with Belmont College to play baseball and has also been named to the pre-season “All State” baseball team.
- 
- MCHS personnel are in the process of completing the Title IX report that is due April 15, 2010.
  - The next Title IX meeting will be in August/September 2010

Monroe Co. H.S.

**TITLE IX FORMS - T63**



**INTERSCHOLASTIC ATHLETICS  
SURVEY (FORM T-63)  
Summary of Student Responses**

KHSAA Form T63  
Rev. 11/09  
Page 1/3

School Year: 2009-2010  
School Name: Monroe County High School  
Enrollment  
(9-12 Grade): 586 (SHOULD AGREE WITH FORM T-1, COLUMN 1, ROW 3)

Number of 9-11 Grade Students Surveyed: 328

Number of 8<sup>th</sup> Grade Students Surveyed: 139

Date: 3/02/2010

Completed By: 4/02/2010 John Petett ← *As Requested*

**Instructions:**

1. Summarize the Student Athletics Interest Surveys Form T-61 by listing the total number of responses on the line next to each sport.
2. Under the Other Category please provide a listing of the sports as well as the number of students who are interested in participating.
3. Please sign and date this Summary Form (T-63) and mail this Summary Form only to the KHSAA by April 15. Do not mail the student surveys (Form T-61). However, these Forms should be maintained in your files in the event they are requested subsequently.

467 Number of Surveys  
467 Total Returned (A minimum of 80% return is expected)  
8<sup>th</sup> - 11<sup>th</sup> Grades Surveyed (Should be grades 9-11 and 8<sup>th</sup> grade if school has a feeder system)

Who Administered: ← As Requested, Petett Co-Athletic Director  
How Was The Survey Administered: ing student's advisory class. (Teacher)  
Give details on how it was administered and to which school group, Example: English classes, or all home rooms, etc. or advisee/advisor?)

**KHSAA Sanctioned Fall Sports (List Total Number of Participation Responses)**

- 11 Cross Country (Girls)
- 6 Cross Country (Boys)
- 89 Football (Boys)
- 10 Golf (Girls)
- 17 Golf (Boys)
- 32 Soccer (Girls)
- 23 Soccer (Boys)
- 80 Volleyball (Girls)



2009-2010  
 ACTUAL EXPENDITURES - PROGRAM COMPARISON CHART 2 -- (Form T-36)  
 TO INCLUDE BOOSTER CLUB FUNDING

KHSAA Form T-36  
 REV 1/09

*Memo to HS*

KHSAA TITLE IX MANUAL

Sports	Equipment and supplies		Travel		Awards		Coaches' salaries (to include supplemental and employment; dollar amount required)	# Coaches for all levels / # Teams for all levels	Facilities improvements		Publications (if sport-specific)	
	School	Booster	School	Booster	School	Booster			School	Booster	School	Booster
G track	374	100	457.00	19.00	1350.00	111						
B track	374	100	457.00	19.00	1300.00	111						
G tennis	146	-0-	856.00	36.00	1350.00	111						
B tennis	146	-0-	856.00	36.00	2250.00	111						
G volleyball	2541	300	2021.00	371.00	4900.00	3/2						
B wrestling	-	-	-	-	4500.00	2/1						
<i>Checklist</i> <i>As requested</i> <i>13633/1510</i> <i>4967.00</i> <i>1286.00</i> <i>18599</i> <i>6/3</i>												

- Total expenditures on T-35 and T-36 on the 2009-2010 year report due by April 15, 2010, should reflect the total monies spent (rounded off to nearest dollar) for the entire school year of 2008-2009 ending June 30, 2009.
- Booster Club Funding/Contributions must be included in the above expenditures totals. Indicate percentage of total expenditures for each gender. (If disparities are obvious, list on your Corrective Action Plan, T-50) what action you will take to correct the problem.

Gender	Expenditures	Percentage
Boys	\$ 91,653.00	57
Girls	\$ 68,811.00	43
Total	\$ 160,464.00	100%

Principal's Signature: *[Signature]* Date: 4-14-10