

**KHSAA TITLE IX
ANNUAL REPORT SUBMISSION
STATUS REPORT
2009-2010**

KHSAA
Form T65
Revised 4/09

TO: KHSAA Member School Superintendents, Principals, and Athletic Directors

FROM: Brigid L. DeVries, Commissioner
Darren Bilberry, Assistant Commissioner

DATE: May 7, 2010

School	Paducah Tilghman High School	Reviewed by	Gary W. Lawson
--------	------------------------------	-------------	----------------

The following is a status report regarding the required 2009-2010 Title IX Annual Report submission of forms due into the KHSAA office by April 15, 2010. Appropriate KHSAA Audit Team personnel have reviewed these forms and the following is a summary of this review.

I. Checklist of Forms properly submitted in a satisfactory manner:

<input checked="" type="checkbox"/>	GE 19 (Annual Verification)	<input checked="" type="checkbox"/>	T-35 (Budget Expenses)
<input checked="" type="checkbox"/>	T-1 (Summary Program Chart 1)	<input checked="" type="checkbox"/>	T-36 (Budget Expenses)
<input checked="" type="checkbox"/>	T-2 (Summary Program Chart 2)	<input checked="" type="checkbox"/>	T-41 (Checklist – Overall Interscholastic Program)
<input checked="" type="checkbox"/>	T-3 (Summary Program Chart 3)	<input checked="" type="checkbox"/>	T-60 (Corrective Action Plan)
<input checked="" type="checkbox"/>	T-4 (Summary Program Chart 4)	<input checked="" type="checkbox"/>	T-63 (Interscholastic Survey Results)

II. Status

A.		2009-2010 Forms are satisfactory and no further information or action is necessary at this time.
B.	<input checked="" type="checkbox"/>	Errors have been noted with respect to the following forms: A calculation error on the T-1 form is corrected on the attachment. Please place the corrected data in the school's Title IX file.
C.		The following forms were omitted and must be submitted by school representatives:
D.	<input checked="" type="checkbox"/>	According to the 2009-2010 data, the school appears to be meeting the standards established in: <input type="checkbox"/> Test 1 (Athletic participation is proportionate to enrollment) <input type="checkbox"/> Test 2 (History and continuing practice of program expansion) <input checked="" type="checkbox"/> Test 3 (Full and effective accommodation of interests and abilities)
E.	<input checked="" type="checkbox"/>	Other Recommendation and Comments: According to the data and responses submitted by the school, it is meeting the standard established in Test 3 for the provision of athletic opportunities. The responses on the T-3 form seem to be supported by the information on the most recent student athletic interest survey. In the area of benefits, total athletic spending is within acceptable parameters on both a percentage and per athlete basis. Thanks for your continued efforts in relation to this project.

**ACCOMMODATION OF INTERESTS AND ABILITIES
SUMMARY PROGRAM CHART (Form T-1)**


Participation Opportunities: Test One - Proportionality

		(Column 1)	(Column 2)	(Column 3)	(Column 4)
	Program	Enrollment	Percentage of Total Enrollment	Number of Interscholastic Participants (double and triple count)	Percentage of Total Participation
Row 1	GIRLS	412	.52	142	.40
Row 2	BOYS	377	.48	211	.60
Row 3	Totals	789	100%	378 353	100%

Instructions:

*Number of 8th grade students & below used in Column 3 and Column 4 calculations: 57

- Determine the total number of girls enrolled, (place in Row 1, Column 1). Determine the total number of boys enrolled, (place in Row 2, Column 1).
- Add the total number of girls and boys enrolled to determine total enrollment, (place in Row 3, Column 1).
- Calculate the percentage of total enrollment that is female. (Divide Row 1, Column 1 by Row 3, Column 1 and place in Row 1, Column 2.) Calculate the percentage of total enrollment that is male. (Divide Row 2, Column 1 by Row 3, Column 1 and place in Row 2, Column 2.) Note: Row 1, Column 2 plus Row 2, Column 2 should total 100%.
- Ask coaches to confirm the names of those individuals who are on the team as of the first **date of regular season competition**, and cross out the names of those who were cut from the team or quit the team prior to the first regular season competitive event. Determine the total number of interscholastic athletics participants that are girls, (and place in Row 1, Column 3). In order to determine the total number of athletics participants, an individual should be counted each time he or she participates on a team. For example, if Jane Doe competes on the varsity volleyball team, the junior varsity volleyball team, the junior varsity basketball team, and the varsity softball team, she should be counted as four participants (**do not include club or intramural sports participants, cheerleaders, dance teams, or pom squads**). Calculate the same way for boys and girls. * In addition, should 8th grade students and below play on a Freshman, Junior Varsity, or Varsity team, they should also be counted for each team and sport on which they participate. If applicable, please asterisk in the above notation as to how many 8th grade students & below are included in the totals.
Using the same procedure, determine the total number of interscholastic athletic participants that are boys, (and place in Row 2, Column 3). Add Row 1, Column 3 plus Row 2, Column 3 to get total participants and place in Row 3, Column 3.
- Calculate the percentage of female participation. (Row 1, Column 3 divided by Row 3, Column 3 and place in Row 1, Column 4.) Calculate the percentage of male participation. (Row 2, Column 3 divided by Row 3, Column 3 and place in Row 2, Column 4.) Note: Row 1, Column 4 plus Row 2, Column 4 should total 100%.

Note: While being within three percent is not a formal compliance standard, if the percent listed in Row 1, Column 4 is within 3% of Row 1, Column 2, then it provides a good target within which compliance is likely.

Principal's Signature:

Date:

4/15/10



KENTUCKY HIGH SCHOOL ATHLETIC ASSOCIATION
2009-2010 ANNUAL VERIFICATION OF TITLE IX PROCEDURES
 (To be submitted by April 15, 2010 along with other required forms)

KHSAA Form GE19
Rev. 04/09

The Paducah Tilghman High School, Paducah, Kentucky
 (Name of High School) (City)

certifies to the Kentucky High School Athletic Association that the following is an accurate and true representation of the facts surrounding compliance with 20 U.S.C. Sections 1681-1688, et. Seq. (also known as Title IX). I certify the following provisions in accordance with records at the school contained in the permanent Title IX file, at least one copy of which must be maintained in the Principal's office, and to the best of my knowledge have completed the following tasks:

I. Established a gender equity committee at the high school. (List committee personnel and provide attachment if necessary)

Name	Address	Phone	Title (Supt., Principal, Student, Parent, Coach, Etc.)
Tom Ballowe	P.O. Box 2550 800 Caldwell St.	270-444-5600	Director of Special Programs
Troy Brock	P.O. Box 2550 800 Caldwell St.	270-444-5600	Director of Pupil Personnel
Arthur Davis	2400 Washington Street	270-444-5650	Principal
Dwayne Wall	2400 Washington Street	270-444-5650	Athletic Director
Lynn Flowers	2400 Washington Street	270-444-5650	Parent
Jay McKinney	2400 Washington Street	270-444-5650	Student
Mike Holland	2400 Washington Street	270-444-5650	Teacher

II. Scheduled a minimum of three meetings during the 2009-2010 school year on the following dates:

10/30/09
2/3/10
4/20/10

III. Designated the following person(s) as the Title IX coordinator for the school:




Name	Title	Address	Phone
Dwayne Wall	Athletic Director	2400 Washington St.	270-444-5650

IV. Designated the following person(s) as the Title IX coordinator for the district:

Name	Title	Address	Phone
Tom Ballowe	Director of Special Programs	800 Caldwell St.	270-444-5600

School personnel are continuing to make periodic reviews of the boys' and girls' athletics program reflected in the Corrective Action Plan.

In addition to the above information, the above referenced school maintains a complete permanent file relative to Title IX records including copies of the self-assessment audit, all corrective action plans, and other related materials.


 Principal's Signature Date 4/15/2010

 Superintendent Signature 4-15-10

 School Board Chairpersons' Signature
 (Send original copy to KHSAA - Maintain duplicate in Title IX school folder)



**2009-2010
ACCOMMODATION OF INTERESTS AND ABILITIES
SUMMARY PROGRAM CHART (Form T-1)**

Participation Opportunities: Test One - Proportionality

		(Column 1)	(Column 2)	(Column 3)	(Column 4)
	Program	Enrollment	Percentage of Total Enrollment	Number of Interscholastic Participants (double and triple count)	Percentage of Total Participation
Row 1	GIRLS	412	.52	142	.40
Row 2	BOYS	377	.48	211	.60
Row 3	Totals	789	100%	378	100%

Instructions:

*Number of 8th grade students & below used in Column 3 and Column 4 calculations: 57

- Determine the total number of girls enrolled, (place in Row 1, Column 1). Determine the total number of boys enrolled, (place in Row 2, Column 1).
- Add the total number of girls and boys enrolled to determine total enrollment, (place in Row 3, Column 1).
- Calculate the percentage of total enrollment that is female. (Divide Row 1, Column 1 by Row 3, Column 1 and place in Row 1, Column 2.) Calculate the percentage of total enrollment that is male. (Divide Row 2, Column 1 by Row 3, Column 1 and place in Row 2, Column 2.) Note: Row 1, Column 2 plus Row 2, Column 2 should total 100%.
- Ask coaches to confirm the names of those individuals who are on the team as of the first **date of regular season competition**, and cross out the names of those who were cut from the team or quit the team prior to the first regular season competitive event. Determine the total number of interscholastic athletics participants that are girls, (and place in Row 1, Column 3). In order to determine the total number of athletics participants, an individual should be counted each time he or she participates on a team. For example, if Jane Doe competes on the varsity volleyball team, the junior varsity volleyball team, the junior varsity basketball team, and the varsity softball team, she should be counted as four participants (**do not include club or intramural sports participants, cheerleaders, dance teams, or pom squads**). Calculate the same way for boys and girls. * In addition, should 8th grade students and below play on a Freshman, Junior Varsity, or Varsity team, they should also be counted for each team and sport on which they participate. If applicable, please asterisk in the above notation as to how many 8th grade students & below are included in the totals.
Using the same procedure, determine the total number of interscholastic athletic participants that are boys, (and place in Row 2, Column 3). Add Row 1, Column 3 plus Row 2, Column 3 to get total participants and place in Row 3, Column 3.
- Calculate the percentage of female participation. (Row 1, Column 3 divided by Row 3, Column 3 and place in Row 1, Column 4.) Calculate the percentage of male participation. (Row 2, Column 3 divided by Row 3, Column 3 and place in Row 2, Column 4.) Note: Row 1, Column 4 plus Row 2, Column 4 should total 100%.

Note: While being within three percent is not a formal compliance standard, if the percent listed in Row 1, Column 4 is within 3% of Row 1, Column 2, then it provides a good target within which compliance is likely.

Principal's Signature: _____

Date: _____

4/15/10



**2009-2010
ACCOMMODATION OF INTERESTS AND ABILITIES
SUMMARY PROGRAM CHART (FORM T-2)
PARTICIPATION OPPORTUNITIES: TEST TWO - PROGRAM EXPANSION**

		Column 1	Column 2	Column 3	Column 4	Column 5
Program		Number of Teams Currently Offered	Number of Participants	Number of Teams Added Since the beginning of the 2005-2006 School Year	Current Number of Participants for the 2009-2010 school year who are playing on teams added since the 2005-2006 School Year	Percent of Total Participation By Sex Added Since the beginning of the 2005-2006 School Year
GIRLS Row 1	varsity:	9	76	0	0	
Row 2	j.v.:	6	36	0	0	
Row 3	frosh:	2	30	0	0	
Row 4	total:	17	142	0	0	0
BOYS Row 5	varsity:	9	120	0	0	
Row 6	j.v.:	6	64	0	0	
Row 7	frosh:	2	27	0	0	
Row 8	total:	17	211	0	0	0

- 1) For Column 1, list the number of interscholastic teams offered for girls and boys at each competitive level (varsity, junior varsity, and freshman). For girls, total each of the entries in Rows 1, 2, and 3 into Row 4. For boys, total Rows 5, 6, and 7 into Row 8.
- 2) For Column 2, list the number of participants at each level. For girls, total each of the entries in Rows 1, 2, and 3 into Row 4. For boys, total Rows 5, 6, and 7 into Row 8. Note: The totals in Row 4 for girls and in Row 8 for boys must be the same as the totals in Form T-1, Column 3, Rows 1 and 2 respectively.
- 3) For Column 3, list the number of interscholastic teams that have been added in the last five years at each competitive level. Count each team added during the 5 year period only one time. e.g. Girl's junior varsity soccer was added 3 years ago, count the team only once, not 3 times. For girls, total the entries in Rows 1, 2, and 3 into Row 4. For boys, total Rows 5, 6, and 7 into Row 8.
- 4) For Column 4, list the number of participants that are currently on each level of the teams that were added in the last five years. If a team was added previously but no longer exists, there are no current participants to be added for that team. For girls, total the entries in Rows 1, 2, and 3 into Row 4. For boys, total Rows 5, 6, and 7 into Row 8.
- 5) For Column 5, calculate the percentage of participants that have been added in the last five years. For girls, take the number in Column 4, Row 4 and divide by the number in Column 2, Row 4. For boys, take the number in Column 4, Row 8 and divide it by the number in Column 2, Row 8.
- 6) **Note: If the percentage of current participants added in the last five years is 25% or greater for the underrepresented sex (most likely girls), compliance with Test Two may be possible. If less than 25%, then compliance with Test Three should be analyzed. CAUTION: 25% is not a formal compliance standard.**

Principal's Signature: _____

A. J. Davis

Date: _____

4/15/10



2009-2010
ACCOMMODATION OF INTERESTS AND ABILITIES
SUMMARY PROGRAM CHART (FORM T-3)

KHSAA Form T3
Rev. 11/09

Participation Opportunities Test Three Full Accommodation

FOR ANY QUESTION ANSWERED "YES" IDENTIFY THE RESPECTIVE SPORT(S).

	GIRLS (Yes / No)		BOYS (Yes / No)
1. Based on the responses from your most recent student survey, is there sufficient interest to form a viable interscholastic team for a sport not currently offered? If yes, what sport?	No		No
2. For a sport not currently offered at the varsity level, is there sufficient interest based on your most recent Student Interest Survey to form a viable team for an interscholastic freshman team or junior varsity team?	No		No
3. For a sport currently offered at the interscholastic Junior Varsity or freshmen level, is there sufficient interest, based on your most recent Student Interest Survey, to form a varsity team?	No		No
4. If you answered YES to question (1), (2), or (3), are there enough high schools in the geographic area offering the sport (at the appropriate level) to allow for the development of a reasonable schedule of competition?	N/A		N/A
5. If you answered YES to question (1), (2), (3), or (4), are there enough high schools in the geographic area offering the sport (at the appropriate level) to allow for the development of a reasonable schedule of competition?	N/A		N/A

Remember, test three – full accommodation means addressing the unmet interest of the underrepresented sex (most likely girls), not the overrepresented sex (most likely boys).

Plans to Address Interest:

Principal's Signature :  Date: 4/15/10



2009-2010

KHSAA : Form T4
Rev. 11/09

ACCOMMODATION OF INTERESTS AND ABILITIES SUMMARY PROGRAM CHART (FORM T-4)

Levels of Competition Test One

		Column 1	Column 2	Column 3
Girls	Team Levels	Number of Teams Currently Offered	Number of Participants	Percentage of Participants at Each Level
Row 1	varsity:	9	76	.54
Row 2	j.v.:	4	36	.25
Row 3	frosh:	1	30	.21
Row 4	total:		142	100%
Boys				
Row 5	varsity:	9	120	.57
Row 6	j.v.:	5	64	.30
Row 7	frosh:	2	27	.13
Row 8	total:		211	100%

- Column 1, list the number of interscholastic teams offered for girls and boys at each competitive level; varsity, junior varsity, and freshman. (Refer to Form T-2, Accommodation of Interests and Abilities, Summary Program Chart 2, Column 1.)
- For Column 2, list the number of participants at each level. For girls, total the entries in Rows 1, 2, and 3 into Row 4. For boys, total the entries in Rows 5, 6, and 7 into Row 8. (Refer to Form T-2, Accommodation of Interests and Abilities, Summary Program Chart 2, Column 2.)
- For Column 3, calculate the percentage of female and male participants at each level.
For girls' varsity, junior varsity, and frosh, respectively:
 - Divide Column 2, Row 1 by Column 2, Row 4, and place the percentage in Column 3, Row 1
 - Divide Column 2, Row 2 by Column 2, Row 4, and place the percentage in Column 3, Row 2.
 - Divide Column 2, Row 3 by Column 2, Row 4, and place the percentage in Column 3, Row 3.
 For boys' varsity, junior varsity, and frosh, respectively:
 - Divide Column 2, Row 5 by Column 2, Row 8, and place the percentage in Column 3, Row 5.
 - Divide Column 2, Row 6 by Column 2, Row 8, and place the percentage in Column 3, Row 6.
 - Divide Column 2, Row 7 by Column 2, Row 8, and place the percentage in Column 3, Row 7.

Principal's Signature: _____

Date: _____

4/15/10



**2009-2010
ACTUAL EXPENDITURES - PROGRAM COMPARISON CHART 2 - (Form T36)
TO INCLUDE BOOSTER CLUB FUNDING**

Sports	Equipment and supplies		Travel		Awards		Coaches' salaries (to include supplemental and extended employment; dollar amount required)	# Coaches for all levels / # Teams for all levels	Facilities Improvements		Publications (if sport-specific)	
	School	Booster	School	Booster	School	Booster			School	Booster	School	Booster
G track	3,500	0	1,200	0	0	150	7,500	2.5/2	XXX	XXX	XXX	XXX
B track	3,000	0	2,500	0	0	0	7,500	2.5/2	XXX	XXX	XXX	XXX
G tennis	1,300	0	400	0	0	150	7,500	3/2	XXX	XXX	XXX	XXX
B tennis	1,300	0	400	0	0	150	7,500	3/2	XXX	XXX	XXX	XXX
G volleyball	2,300	2,500	1,000	0	0	100	4,000	2/2	XXX	XXX	XXX	XXX
B wrestling	2,000	600	2,500	0	300	0	4,000	2/2	XXX	XXX	XXX	XXX
G (list sport)	XXX	XXX	XXX	XXX	XXX	XXX	XXX	XXX	XXX	XXX	XXX	XXX
B football	6,600	1,100	7,500	0	250	0	10,000	7/3	XXX	XXX	XXX	XXX
G (list sport)	XXX	XXX	XXX	XXX	XXX	XXX	XXX	XXX	XXX	XXX	XXX	XXX
B (list sport)	XXX	XXX	XXX	XXX	XXX	XXX	XXX	XXX	XXX	XXX	XXX	XXX

- Total expenditures on T-35 and T-36 on the 2009-2010 year report due by April 15, 2010, should reflect the total monies spent (rounded off to nearest dollar) for the entire school year of 2008-2009 ending June 30, 2009.
- Booster Club Funding/Contributions must be included in the above expenditures totals. Indicate percentage of total expenditures for each gender: (if disparities are obvious, list on your Corrective Action Plan (T-60) what action you will take to correct the problem.

Gender	Expenditures	Percentage
Boys	\$ 119,943	.56
Girls	\$ 92,623	.44
Total:	\$ 212,566	100%

Principal's Signature: _____

Date: 4/15/10



2009-2010

**ACTUAL EXPENDITURES - PROGRAM COMPARISON CHART 1 - (FORM T-35)
TO INCLUDE BOOSTER CLUB FUNDING**

KHSAA Form T-35
REV. 1/1/09

Sports	Equipment and Supplies		Travel		Awards		Coaches' salaries (to include supplemental and extended employment; dollar amount required)			Facilities improvements		Publications (if sport-specific)		
	Expenditures		Expenditures		Expenditures		Expenditures			Expenditures		Expenditures		
	School	Booster	School	Booster	School	Booster	School	# Coaches for all levels / # Teams for all levels	School	Booster	School	Booster	School	Booster
G basketball	8,000	500	2,600	XXX	248	0	10,000	5/3	XXX	XXX	XXX	XXX	XXX	XXX
B basketball	9,500	1200	6,000	XXX	250	0	10,000	5/3	XXX	XXX	XXX	XXX	XXX	XXX
G softball	7,000	0	1200	XXX	100	0	5,000	2/2	XXX	XXX	XXX	XXX	XXX	XXX
B baseball	3,300	350	1200	XXX	100	0	5,000	2/2	XXX	XXX	XXX	XXX	XXX	XXX
G cross country	650	600	700	XXX	150	0	3,000	1/1	XXX	XXX	XXX	XXX	XXX	XXX
B cross country	655	600	700	XXX	150	0	3,000	1/1	XXX	XXX	XXX	XXX	XXX	XXX
G golf	1,000	500	390	XXX	105	0	3,000	1/1	XXX	XXX	XXX	XXX	XXX	XXX
B golf	1,000	500	390	XXX	115	0	3,000	1/1	XXX	XXX	XXX	XXX	XXX	XXX
G soccer	1,900	2800	700	XXX	255	0	7,500	1/1	XXX	XXX	XXX	XXX	XXX	XXX
B soccer	1,800	2800	625	XXX	308	0	7,500	1/1	XXX	XXX	XXX	XXX	XXX	XXX
G swimming	100	0	450	XXX	75	0	2,500	1/1	XXX	XXX	XXX	XXX	XXX	XXX
B swimming	100	0	100	XXX	0	0	2,500	1/1	XXX	XXX	XXX	XXX	XXX	XXX

1. Total expenditures on T-35 and T-36 on the 2009-2010 year report due by April 15, 2010 of each school year, should reflect the total monies spent (rounded off to nearest dollar) for the entire school year of 2008-2009 ending June 30, 2009.

2. Booster Club Funding/Contributions must be included in the above expenditures total. (Note: It is illegal for coaches to be paid by Booster Clubs - Reference KHSAA Bylaw 27)

Principal's Signature: _____

Date: 4/15/10



2009-2010 KHSAA TITLE IX ATHLETICS AUDIT (Form T-41)
Checklist - Overall Interscholastic Athletics Program

KHSAA Form T-41
Rev. 11/09

DIRECTIONS:

For the Areas of Compliance (Opportunities and Benefits) listed on the left hand side of the page, place a checkmark under the appropriate column identifying whether your school provided an advantage to the Girls' Program, or to the Boys' Program or to Neither Program. A review of T-35 and T-36 spending patterns might be helpful in completing this form.

Areas of Compliance:	ADVANTAGE TO:		
	GIRLS' PROGRAM	BOYS' PROGRAM	NEITHER PROGRAM
OPPORTUNITIES			
Accommodation of Interest and Abilities			X
BENEFITS			
Equipment and Supplies			X
Scheduling of Games and Practice Time			X
Travel and Per Diem Allowances			X
Coaching			X
Locker Rooms, Practice and Competitive Facilities			X
Medical and Training Facilities and Services			X
Publicity			X
Support Services			X
Housing and Dining			X
Tutoring			X
Athletic Scholarships			X

If an advantage/inequity is indicated, corrective action should be shown on the Corrective Action Plan, Form T-60.

Principal's Signature: *[Handwritten Signature]* Date: 4/15/10



SCHOOL NAME Paducah Tilghman High School

**2009-2010 TITLE IX
CORRECTIVE ACTION PLAN
(FORM T-60)**

DIRECTIONS:

1. For Column 1, indicate the intended area (Opportunities or Benefits) which needs corrective action in order to achieve gender equity. For Column 2, write the suggested change or activities that will correct the area in need of alteration. For Column 3, include the estimated completion date for the changes or activities.
2. It is possible to attain compliance with Title IX and no longer need "corrective" action. However, the KHSAA strongly encourages compliant schools to identify items for improvement (Column 1), activities to accomplish the improvement (Column 2) and a timetable for completion (Column 3) that will strengthen the athletic program.
3. You may copy this form as needed. Please attach corrective action plans along with audit forms and submit by April 15, 2010.

COLUMN 1 SPECIFIC ITEM FOR CORRECTION/ IMPROVEMENT	COLUMN 2 PLAN FOR SUGGESTED CHANGE	COLUMN 3 START DATE AND COMPLETION DATE OF CORRECTIVE ACTION
Softball Field for Girl's Softball Program	Build a Softball Field	1/1/2010 with completion by 5/1/2010

[Signature]

Principal's Signature: _____ Date: 4/15/10



**INTERSCHOLASTIC ATHLETICS
SURVEY (FORM T-63)
Summary of Student Responses**

School Year: 2009-2010

School Name: Paducah Tilghman

Enrollment (9-12 Grade): (SHOULD AGREE WITH FORM T-1, COLUMN 1, ROW 3)

Number of 9-11 Grade Students Surveyed: 600

Number of 8th Grade Students Surveyed: 200

Date: September 24th, 2009

Completed By: Dwayne E. Wall

Instructions:

1. Summarize the Student Athletics Interest Surveys Form T-61 by listing the total number of responses on the line next to each sport.
2. Under the Other Category please provide a listing of the sports as well as the number of students who are interested in participating.
3. Please sign and date this Summary Form (T-63) and mail this Summary Form only to the KHSAA by April 15. Do not mail the student surveys (Form T-61). However, these Forms should be maintained in your files in the event they are requested subsequently.

8/11

800 Number of Surveys

650 Total Returned (*A minimum of 80% return is expected*)

200 Grades Surveyed (*Should be grades 9-11 and 8th grade if school has a feeder system*)

Who Administered The Survey? Classroom Teachers

How Was The Survey Administered? Presented in Class

Give details on how it was administered and to which school group, Example: English classes, or all home rooms, etc. or advisee/advisor?) Academic Assistance Class

KHSAA Sanctioned Fall Sports (*List Total Number of Participation Responses*)

23 Cross Country (Girls)

25 Cross Country (Boys)

131 Football (Boys)

14 Golf (Girls)

46 Golf (Boys)

43 Soccer (Girls)

46 Soccer (Boys)

80 Volleyball (Girls)

Winter Sport (List Total Number of Participation Responses)

<u>57</u>	Basketball (Girls)
<u>94</u>	Basketball (Boys)
<u>41</u>	Indoor Track (Girls)
<u>37</u>	Indoor Track (Boys)
<u>28</u>	Swimming & Diving (Girls)
<u>17</u>	Swimming & Diving (Boys)
<u>58</u>	Wrestling (Boys)

Spring Sport (List Total Number of Participation Responses)

<u>75</u>	Baseball (Boys)
<u>48</u>	Fast Pitch Softball (Girls)
<u>46</u>	Tennis (Girls)
<u>38</u>	Tennis (Boys)
<u>61</u>	Track (Girls)
<u>92</u>	Track (Boys)

Non-KHSAA Championship Sports (From Student Survey T-61 Question 10)

<u>78</u>	Archery
<u>19</u>	Field Hockey
<u>95</u>	Bowling
<u>77</u>	Gymnastics (Boys)
<u>12</u>	Gymnastics (Girls)
<u>44</u>	Ice Hockey
<u>36</u>	Lacrosse (Boys)
<u>18</u>	Lacrosse (Girls)
<u>70</u>	Rifle
<u>38</u>	Rodeo
<u>31</u>	Slow Pitch Softball
<u>14</u>	Volleyball (Boys)
<u>0</u>	Water Polo
<u>92</u>	Weightlifting
<u>0</u>	Other sports not listed _____

**Number of Students who participate in Intramural Sports
(From Student Survey T-61 Question 5) yes – 93, No- 327**

<u>Sport</u>	<u>Number</u>

List Intramural Sports students are interested in adding:
(From Student Survey T-61 Question 6) See attachment!

<u>Sport</u>	<u>Number</u>

Participation in Non-School Sports Activities
(From Student Survey T-61 Question 7) Yes-126 No- 314

<u>Sport</u>	<u>Number</u>

Reasons for not participating in interscholastic athletics
(From Survey Question 8)

- 19 I prefer other activities such as band, chorus, etc.
- 19 I don't have time
- 27 The practice schedules and game times are inconvenient
- 37 The sport I like isn't offered
- 0 It's too expensive
- 13 I prefer to participate in club or intramural sports
- 0 Working
- 0 Other: _____

Student Suggestions to encourage participation
Set Goals, Stay Informed, More Sports, Hard Work, Homework Help.


Principal's Signature

4/15/10
Date

Question 1

Is the School District offering the interscholastic sport(s) you want to play?

Yes	120
Lacrosse	7
Ping Pong	4
Volleyball (B)	2
Archery	1
Air soft	1
Not interested	59

Question 2

During the **fall season**, which sport would you like to play?

Football	131
Volleyball (G)	80
Cross Country (B)	17
Cross Country (G)	23
Golf (B)	25
Golf (G)	14
Soccer (B)	46
Soccer (G)	43
Not Participate	213

Question 3

During the **winter season**, which sport would you like to play?

Basketball (B)	94
Basketball (G)	57
Swimming & Diving (B)	17
Swimming & Diving (G)	28
Wrestling (B)	58
Indoor Track (B)	37
Indoor Track (G)	41
Not Participate	260

Question 4

During the **spring season**, which sport would you like to play?

Track (B)	92
Track (G)	61
Tennis (B)	38
Tennis (G)	46
Softball	48
Baseball	75
Not Participate	224

Question 5

Do you participate in intramural sports?

Yes	93
No	327

Question 6

Which intramural sports, if any, would you like to see added?

Fishing Tournament	2
Indoor Soccer	8
Kickball	2
Dance	4
Skateboarding	3
Ultimate Frisbee	8
Boys Volleyball	3
Rowing	2
Archery	3
Ping Pong	10
Bowling	2
Martial Arts	2
Chess	2
Lacrosse	3
Rugby	3
Water Polo	6
Flag Football	3
Disc Golf	3
Badminton	2
Quidditch	2
Tennis	3
Track	1
Baseball	1

Question 7

Do you participate in intramural sports? If yes, which sport(s)?

Yes	126
No	314

Question 8

Are you currently participating in interscholastic athletics during any season?

Yes	191
I prefer other activities	19
I don't have time	97
The practice time is inconvenient	27
The sport I like isn't offered	37
I prefer to participate in a club	13
Other	87

Question 9

Do you have any suggestions to encourage participation?

Set goals	36
Stay informed	40
More sports	35
Work Hard	23
Homework Help	12
None	170

Question 10

Which Non-KHSAA championship sport would you like to play?

Archery	78
Field Hockey	19
Bowling	95
Gymnastics	12
Gymnastics (B)	77
Ice Hockey	44
Lacrosse (B)	36
Lacrosse (G)	18
Rifle	70
Rodeo	38
Slow Pitch	31
Volleyball (B)	14
Weightlifting	92
Not Participate	132
Other	0



INTERSCHOLASTIC ATHLETICS STUDENT SURVEY – (FORM T-61)

KHSAA Form T61
Rev. 04/09
Page 1/2

1. Is the School District offering the interscholastic sport(s) you want to play?
 Yes
 No, I want to play _____
 I am not interested in athletics

2. During the **fall season**, which sport would you like to play?
 Football
 Volleyball (Girls)
 Cross Country (Boys)
 Cross Country (Girls)
 Golf (Boys)
 Golf (Girls)
 Soccer (Boys)
 Soccer (Girls)
 I would not participate

3. During the **winter season**, which sport would you like to play?
 Basketball (Boys)
 Basketball (Girls)
 Swimming & Diving (Boys)
 Swimming & Diving (Girls)
 Wrestling (Boys)
 Indoor Track (Boys)
 Indoor Track (Girls)
 I would not participate

4. During the **spring season**, which sport would you like to play?
 Track (Boys)
 Track (Girls)
 Tennis (Boys)
 Tennis (Girls)
 Fast Pitch Softball (Girls)
 Baseball (Boys)
 I would not participate

5. Do you participate in intramural sports? If yes, which sports(s)?
 Yes _____
 No

6. Which intramural sports, if any, would you like to see added?



INTERSCHOLASTIC ATHLETICS STUDENT SURVEY – (FORM T-61)

7. Do you participate in non-school sport activities? If you do, which sport(s)?
 Yes _____
 No _____

8. Are you currently participating in interscholastic athletics during any season?
 Yes
 If no, why don't you participate in interscholastic athletics?
 I prefer other activities such as band, chorus, etc.
 I don't have time
 The practice schedules and game times are inconvenient
 The sport I like isn't offered
 It's too expensive
 I prefer to participate in club or intramural sports
 Working
 Other

9. Do you have any suggestions to encourage participation?

10. Which Non-KHSAA championship sport would you like to play?
 Archery
 Field Hockey
 Bowling
 Gymnastics (Boys)
 Gymnastics (Girls)
 Ice Hockey
 Lacrosse (Boys)
 Lacrosse (Girls)
 Rifle
 Rodeo
 Slow Pitch Softball
 Volleyball (Boys)
 Weightlifting
 I would not participate

OPTIONAL

Name: _____
Age: _____
Male: _____
Female: _____

(check one)



KENTUCKY HIGH SCHOOL ATHLETIC ASSOCIATION ANNUAL INTERSCHOLASTIC ATHLETICS PARTICIPATION LIST

KHSAA Form GE03
Rev. 04/07

A. School	Paducah Tilghman
B. School Year	2009-2010
C. Total Varsity Athletes plus cheerleading participants (grand total of column 6 for all pages)	227
D. Total Non-Varsity Athletes (grade 9-12, grand total of column 7 of all pages)	115
E. Total below Grade 9 who played varsity (grand total of column 8 of all pages)	40
F. Total below Grade 9 who played non-varsity (grand total of column 9 of all pages)	19

(1) Name of Student (First Last or Last, First)	(2) Birth Date MM/DD/YYYY	(3) Sex M or F	(4) Current Class in School	(5) School Year of First Promotion from Grade Eight	(6) This grade 9-12 student's highest participation level this year in any sport was the varsity level ("X") or in cheer at any level ("C")	(7) This grade 9-12 student's highest level of participation in any sport this year was the non-varsity level ("X")	(8) This below grade 9 student's highest level of participation in any sport this year was the varsity level ("X")	(9) This below grade 9 student's highest level of participation in any sport this year was the non-varsity level ("X")
Brandy Allen	05/07/1991	F	12	06-07	X			
Alexis Parker	02/25/1992	F	12	06-07	X			
Madyson Shelton	11/27/1991	F	12	06-07	X			
Kendra Patterson	01/12/1993	F	11	07-08	X	X		
LaQuesha Prather	07/16/1992	F	11	07-08	X	X		
Ngodoo Itiavkase	06/10/1994	F	10	08-09	X	X		
Alexis Taylor	01/01/1994	F	10	08-09	X	X		
Alexandria Taylor	01/01/1994	F	10	08-09	X	X		
Destiny Skinner	07/07/1994	F	10	08-09	X	X		
Meko Buchanon	10/30/1994	F	9	09-10	X	X	X	
McKenzi Belt	12/22/1994	F	9	09-10	X	X		
Chelsey Shumpert	05/20/1995	F	9	09-10	X			
Jasmine Nichols	05/03/1994	F	9	09-10			X	
Cassandra Marthrel	05/17/1995	F	9	09-10			X	
Aja Sparkman	11/04/1994	F	9	09-10			X	
Chelsea Brown	10/09/1994	F	9	09-10			X	
Kenya Coleman	10/07/1994	F	9	09-10			X	
Erica Youngblood	03/19/1996	F	9	09-10		X	X	
Claudia Horne	09/11/1993	F	9	09-10	X	X	X	
Sharon Leone	11/29/1991	F	9	09-10	X			
Lydia Wiggins	02/22/1995	F	9	09-10	X			
Elizabeth Wiggins	02/20/1997	F	7	-	X			
Caroline Criner	02/09/1998	F	6	-	X			
Whit Devante	02/20/1996	M	8	-	X			
Column Totals for this page								

This is page - 1 of 13

DeVall

Authorized Signature

4/15/10

Date



KENTUCKY HIGH SCHOOL ATHLETIC ASSOCIATION ANNUAL INTERSCHOLASTIC ATHLETICS PARTICIPATION LIST

KHSAA Form GE03
Rev. 04/07

A. School	Paducah Tilghman	
B. School Year	2009-2010	
C. Total Varsity Athletes plus cheerleading participants (grand total of column 6 for all pages)		227
D. Total Non-Varsity Athletes (grade 9-12, grand total of column 7 of all pages)		115
E. Total below Grade 9 who played varsity (grand total of column 8 of all pages)		40
F. Total below Grade 9 who played non-varsity (grand total of column 9 of all pages)		19

(1) Name of Student (First Last or Last, First)	(2) Birth Date MM/DD/YYYY	(3) Sex M or F	(4) Current Class in School	(5) School Year of First Promotion from Grade Eight	(6) This grade 9- 12 student's highest participation level this year in any sport was the varsity level ("X") or in cheer at any level ("C")	(7) This grade 9- 12 student's highest level of participation in any sport this year was the non- varsity level ("X")	(8) This below grade 9 student's highest level of participation in any sport this year was the varsity level ("X")	(9) This below grade 9 student's highest level of participation in any sport this year was the non- varsity level ("X")
Amanda Lyle	09/10/1992	F	12	06-07	X			
Annilin Severns	07/11/1992	F	12	06-07	X			
Lauren Driskill	07/09/1991	F	12	06-07	X			
Jennifer Taylor	07/18/1994	F	10	08-09	X	X		
Breck Severns	02/19/1994	F	10	08-09	X	X		
Maddie Morris	07/23/1995	F	9	09-10	X			
Meredith Morris	07/23/1995	F	9	09-10	X			
Megan Cantwell	12/14/1994	F	9	09-10	X			
Caylan Torbett	06/24/1996	F	8	09-10	X	X		
Jalynn Hodge	07/11/1995	F	9	09-10		X	X	
Katie Paxton	10/26/1994	F	9	09-10		X	X	
Katie Pinkston	02/02/1992	F	12	06-07	X			
Abigail Hawkins	10/1/1993	F	10	08-09		X	X	
Sarah Howard	03/04/1994	F	10	08-09			X	
Josie Hawes	07/01/1995	F	9	09-10		X	X	
Brittany Faulkner	01/12/1995	F	9	09-10			X	
Rometta Washington	07/22/1995	F	9	09-10			X	
Eun Jen Joh	03/09/1994	F	10	08-09			X	
Junghye Park	04/05/1994	F	10	08-09			X	
Maddie Ybarzabal	03/23/1999	F	5	-		X	X	
Kris Jackson	11/27/1991	M	12	06-07	X			
Johnny Harmon	02/02/1992	M	12	06-07	X			
Adam Bell	08/09/1991	M	12	06-07	X			
Josh Forrest	02/24/1992	M	11	07-08	X			
Trevonte Cole	01/02/1992	M	11	07-08	X			
Column Totals for this page								

Oswell

Authorized Signature

4/15/10
Date



KENTUCKY HIGH SCHOOL ATHLETIC ASSOCIATION ANNUAL INTERSCHOLASTIC ATHLETICS PARTICIPATION LIST

KHSAA Form GE03
Rev. 04/07

A. School	Paducah Tilghman
B. School Year	2009-2010
C. Total Varsity Athletes plus cheerleading participants (grand total of column 6 for all pages)	227
D. Total Non-Varsity Athletes (grade 9-12, grand total of column 7 of all pages)	115
E. Total below Grade 9 who played varsity (grand total of column 8 of all pages)	40
F. Total below Grade 9 who played non-varsity (grand total of column 9 of all pages)	19

(1) Name of Student (First Last or Last, First)	(2) Birth Date MM/DD/YYYY	(3) Sex M or F	(4) Current Class in School	(5) School Year of First Promotion from Grade Eight	(6) This grade 9- 12 student's highest participation level this year in any sport was the varsity level ("X") or in cheer at any level ("C")	(7) This grade 9- 12 student's highest level of participation in any sport this year was the non- varsity level ("X")	(8) This below grade 9 student's highest level of participation in any sport this year was the varsity level ("X")	(9) This below grade 9 student's highest level of participation in any sport this year was the non- varsity level ("X")
Dujuan Edmonds	05/12/1993	M	11	07-08	X			
Chaveon Harper	10/12/1992	M	11	07-08	X	X		
Devon Wilson	02/27/1993	M	11	07-08	X	X		
Deshaun Jackson	09/24/1992	M	11	07-08	X	X		
Adrian McClain	10/08/1992	M	11	07-08	X	X		
Justin Frazier	06/09/1993	M	11	07-08	X	X		
Michael Robinson	08/15/1992	M	11	07-08		X		
Jadarion Harmon	01/18/1994	M	10	08-09	X	X		
Cody Schultz	02/09/1994	M	10	08-09	X	X		
Michael Smith	06/12/1994	M	10	08-09		X		
Jarred Frazier	06/09/1993	M	10	08-09		X		
Brent Kirby	07/12/1993	M	10	08-09		X		
Donald Overstreet	09/15/1994	M	9	09-10	X	X	X	
Olajuwon Harmon	02/13/1995	M	9	09-10		X	X	
Brandon Lee	08/09/1994	M	9	09-10			X	
Chris Whitaker	12/16/1993	M	9	09-10			X	
Matt Cogghe	04/15/1994	M	9	09-10			X	
Eric Youngblood	02/06/1994	M	9	09-10			X	
Malik Watson	08/25/1995	M	8	-			X	X
Treyvon Jones	08/20/1994	M	10	08-09			X	X
Tyler Bearden	08/10/1991	M	12	06-07		X		
Eddie Teague	10/24/1990	M	12	06-07		X		
Cyrus Bastani	09/14/1992	M	12	06-07		X		
Jase Warner	02/27/1992	M	12	06-07		X		
Column Totals for this page								

Ogwell

Authorized Signature

4/15/10
Date



A. School Paducah Tilghman

B. School Year 2009-2010

C. Total Varsity Athletes plus cheerleading participants (grand total of column 6 for all pages) 227

D. Total Non-Varsity Athletes (grade 9-12, grand total of column 7 of all pages) 115

E. Total below Grade 9 who played varsity (grand total of column 8 of all pages) 40

F. Total below Grade 9 who played non-varsity (grand total of column 9 of all pages) 19

(1) Name of Student (First Last or Last, First)	(2) Birth Date MM/DD/YYYY	(3) Sex M or F	(4) Current Class in School	(5) School Year of First Promotion from Grade Eight	(6) This grade 9- 12 student's highest participation level this year in any sport was the varsity level ("X") or in cheer at any level ("C")	(7) This grade 9- 12 student's highest level of participation in any sport this year was the non- varsity level ("X")	(8) This below grade 9 student's highest level of participation in any sport this year was the varsity level ("X")	(9) This below grade 9 student's highest level of participation in any sport this year was the non- varsity level ("X")
Ryan Hudson	08/30/1992	M	12	06-07	X			
Sam Cox	02/24/1993	M	11	07-08	X			
Sean McIntosh	10/20/1992	M	11	07-08	X	X		
Chris Nance	08/22/1992	M	11	07-08	X			
Austin Kettler	07/05/1993	M	10	08-09	X			
Justin Koontz	03/08/1994	M	10	08-09		X		
Zain Hertter	07/14/1995	M	10	08-09		X		
Logan Cook	11/20/1994	M	9	09-10	X			
Roderic Smith	08/10/1995	M	9	09-10	X	X		
Jonathan Craft	02/28/1995	M	9	09-10		X		
Jacob Blankenship	08/20/1995	M	9	09-10		X		
Drew Lastinger	04/06/1996	M	8	-				X
Mikey Davis	11/28/1995	M	8	-				X
Andre Strayhorn	10/16/1995	M	8	-				X
Aaron Armstrong	11/28/1996	M	7	-				X
Justin Holt	08/08/1995	M	8	-			X	
Nathan Hawkins	10/05/1996	M	7	-				X
Jeremiah White	04/14/1995	M	8	-			X	X
Hunter Harmon	11/25/1995	M	8	-			X	X
Corey Nance	12/13/1995	M	8	-				X
Bishlam Pea	12/18/1993	M	10	08-09	X			
Francisco Robles	07/23/1992	M	11	07-08	X			
Raul Robles	12/12/1990	M	12	06-07	X			
Adam Jones	09/02/1992	M	11	07-08	X			
James Harbon	05/25/1992	M	10	08-09	X			
Column Totals for this page								

C. E. Well

4/15/10



A. School Paducah Tilghman

B. School Year 2009-2010

C. Total Varsity Athletes plus cheerleading participants (grand total of column 6 for all pages) 227

D. Total Non-Varsity Athletes (grade 9-12, grand total of column 7 of all pages) 115

E. Total below Grade 9 who played varsity (grand total of column 8 of all pages) 40

F. Total below Grade 9 who played non-varsity (grand total of column 9 of all pages) 19

(1) Name of Student (First Last or Last, First)	(2) Birth Date MM/DD/YYYY	(3) Sex M or F	(4) Current Class in School	(5) School Year of First Promotion from Grade Eight	(6) This grade 9- 12 student's highest participation level this year in any sport was the varsity level ("X") or in cheer at any level ("C")	(7) This grade 9- 12 student's highest level of participation in any sport this year was the non- varsity level ("X")	(8) This below grade 9 student's highest level of participation in any sport this year was the varsity level ("X")	(9) This below grade 9 student's highest level of participation in any sport this year was the non- varsity level ("X")
Zirdraziel Davis	04/30/1993	M	11	07-08	X			
Enrico Fuhr	12/08/1993	M	9	09-10	X			
Martine Lopez	09/12/1995	M	9	09-10	X			
Derek Wright	12/26/1994	M	9	09-10	X			
Mary Wyant	10/12/1993	F	10	08-09	X			
Erin Jones	04/12/1994	F	10	08-09	X			
Chandler Smith	03/22/1994	F	10	08-09	X			
Calicia Wilson	11/09/1993	F	10	08-09	X			
Aleja Grant	08/06/1997	F	7	-			X	
Emily Whitson	09/07/1995	F	9	09-10	X			
Caroline Washer	01/26/1995	F	9	09-10	X			
Marguerite Hines	04/26/1995	F	9	09-10	X			
Courtney Hawkins	10/01/1993	F	10	08-09	X			
Jared Sigler	01/10/1993	M	11	07-08	X			
Marco Galvan	03/08/1992	M	12	06-07	X			
Will Nicholas	02/25/1992	M	12	06-07	X			
David Dickson	06/04/1992	M	12	06-07	X			
Ryson Walden	04/25/1992	M	12	06-07	X			
Nathan Scholl	08/16/1992	M	11	07-08	X			
Jonathan Renfro	11/16/1992	M	11	07-08	X			
Justin Wynne	09/23/1993	M	10	08-09	X			
Wesley Schrock	09/24/1994	M	9	09-10	X			
Luiz Pieroni	07/27/1992	M	11	07-08	X			
Reid Herndon	04/22/1993	M	11	07-08	X	X		
Raul De La Paz	06/25/1995	M	9	09-10	X	X		
Column Totals for this page								

This is page - 5 of 13 [Signature] 4/15/10
Authorized Signature Date



A. School Paducah Tilghman

B. School Year 2009-2010

C. Total Varsity Athletes plus cheerleading participants (grand total of column 6 for all pages) 227

D. Total Non-Varsity Athletes (grade 9-12, grand total of column 7 of all pages) 115

E. Total below Grade 9 who played varsity (grand total of column 8 of all pages) 40

F. Total below Grade 9 who played non-varsity (grand total of column 9 of all pages) 19

(1) Name of Student (First Last or Last, First)	(2) Birth Date MM/DD/YYYY	(3) Sex M or F	(4) Current Class in School	(5) School Year of First Promotion from Grade Eight	(6) This grade 9- 12 student's highest participation level this year in any sport was the varsity level ("X") or in cheer at any level ("C")	(7) This grade 9- 12 student's highest level of participation in any sport this year was the non- varsity level ("X")	(8) This below grade 9 student's highest level of participation in any sport this year was the varsity level ("X")	(9) This below grade 9 student's highest level of participation in any sport this year was the non- varsity level ("X")
Brock Sigler	10/30/1994	M	9	09-10	X	X		
Alex Lopez	10/28/1992	M	10	08-09	X	X		
Quinn Olsen	03/31/1995	M	9	09-10	X	X		
Griffin Watson	11/15/1994	M	9	09-10	X	X		
James Flynn	03/10/1994	M	9	09-10	X	X		
Hayden Mattingly	07/11/1994	M	9	09-10	X	X		
Kaitlyn Curry	02/16/1994	F	10	08-09	X			
Juanice Vasser	10/23/1991	F	12	06-07	X			
Mack Shannon	08/07/1995	M	8	-		X		
Randy Burbage	02/13/1992	M	12	06-07	X			
Haley Massad	07/23/1994	F	10	08-09	X			
Cason Walden	07/20/1995	M	8	-		X		
Jacob Holtgrewe	10/23/1995	M	8	-		X		
Tre Hampton	03/04/1996	M	8	-		X		
Jake Humphrey	11/14/1995	M	8	-		X		
Miles Butler	06/23/1996	M	8	-		X		
Colin Herndon	07/18/1995	M	9	09-10		X		
Jorge Reyes	05/28/1993	M	9	09-10		X		
Jose Herguedas	03/24/1994	M	10	08-09		X		
Colleen Paxton	05/12/1992	F	12	06-07	X			
Will Smith	11/13/1995	M	8	-		X		
Grace Pittard	02/24/1992	F	12	06-07	X			
Carson Love	06/21/1992	F	12	06-07	X			
Stephanie Durbin	06/22/1993	F	11	07-08	X			
Emily Yocum	10/08/1992	F	11	07-08	X			
Column Totals for this page								

DE Wall

4/15/10



A. School Paducah Tilghman

B. School Year 2009-2010

C. Total Varsity Athletes plus cheerleading participants (grand total of column 6 for all pages) 227

D. Total Non-Varsity Athletes (grade 9-12, grand total of column 7 of all pages) 115

E. Total below Grade 9 who played varsity (grand total of column 8 of all pages) 40

F. Total below Grade 9 who played non-varsity (grand total of column 9 of all pages) 19

(1) Name of Student (First Last or Last, First)	(2) Birth Date MM/DD/YYYY	(3) Sex M or F	(4) Current Class in School	(5) School Year of First Promotion from Grade Eight	(6) This grade 9- 12 student's highest participation level this year in any sport was the varsity level ("X") or in cheer at any level ("C")	(7) This grade 9- 12 student's highest level of participation in any sport this year was the non- varsity level ("X")	(8) This below grade 9 student's highest level of participation in any sport this year was the varsity level ("X")	(9) This below grade 9 student's highest level of participation in any sport this year was the non- varsity level ("X")
Kaitlyn Curry	02/16/1994	F	10	08-09	X			
Meredith Underwood	05/11/1993	F	10	08-09		X		
Bridgett Reed	11/16/1993	F	10	08-09		X		
Victoria Potter	05/01/1995	F	9	09-10	X			
Katie Paxton	10/26/1994	F	9	09-10	X			
Emily Cappock	09/20/1996	F	7	-			X	
Sarah Harris	06/19/1995	F	9	09-10	X			
Alicia Humphrey	09/29/1994	F	9	09-10	X			
Maya Benberry	12/27/1991	F	12	06-07	X			
India Allen	07/20/1995	F	9	09-10		X		
Emily West	05/07/1998	F	6	-				X
Anne Lasher	06/13/1997	F	7	-				X
Madelyn Chambers	08/29/1997	F	6	-				X
Madison Golightly	04/27/1997	F	6	-				X
Chloe Waggoner	11/10/1997	F	6	-				X
Molly Shannon	05/22/1998	F	6	-				X
Adrianna Matchem	06/02/1995	F	9	09-10		X		
Eddie Gagnon	09/01/1993	M	10	08-09	X			
Zach Pitman	11/30/1992	M	11	07-08	X			
Justin Wynne	09/23/1993	M	10	08-09	X			
Laguan Grubbs	11/11/1992	M	11	07-08	X			
Kortney Williams	10/08/1992	F	11	07-08	X			
Zachery Thompson	01/11/1994	M	9	09-10	X			
Donovan Riley	04/15/1993	M	10	08-09	X			
Tyler Lynn	12/11/1994	M	9	09-10	X			
Column Totals for this page								

DeWalt

4/15/10



A. School	Paducah Tilghman
B. School Year	2009-2010 Paducah Tilghman
C. Total Varsity Athletes plus cheerleading participants (grand total of column 6 for all pages)	227
D. Total Non-Varsity Athletes (grade 9-12, grand total of column 7 of all pages)	115
E. Total below Grade 9 who played varsity (grand total of column 8 of all pages)	40
F. Total below Grade 9 who played non-varsity (grand total of column 9 of all pages)	19

(1) Name of Student (First Last or Last, First)	(2) Birth Date MM/DD/YYYY	(3) Sex M or F	(4) Current Class in School	(5) School Year of First Promotion from Grade Eight	(6) This grade 9- 12 student's highest participation level this year in any sport was the varsity level ("X") or in cheer at any level ("C")	(7) This grade 9- 12 student's highest level of participation in any sport this year was the non- varsity level ("X")	(8) This below grade 9 student's highest level of participation in any sport this year was the varsity level ("X")	(9) This below grade 9 student's highest level of participation in any sport this year was the non- varsity level ("X")
Decardia Key	12/18/1992	M	10	08-09	X	X		
Darrius Garnett	04/28/1995	M	9	09-10	X	X	X	
Justin Williams	10/04/1992	M	11	07-08	X			
James Moore	01/30/1991	M	12	06-07	X			
Shaquille Jordan	02/22/1993	M	10	08-09	X	X		
Sal Patterson	03/02/1992	M	12	06-07	X			
Jay McKinney	11/26/1991	M	12	06-07	X			
Jim Hank	10/24/1991	M	12	06-07	X			
DeRay Edmonds	11/15/1990	M	12	06-07	X			
Charles Cooper	11/09/1992	M	11	07-08	X			
Javarious Hodge	06/21/1993	M	10	08-09	X	X		
Phillip Rowland	02/04/1992	M	12	06-07	X			
Chris Smith	12/02/1991	M	11	07-08	X	X		
Bobby Caldwell	02/27/1995	M	9	09-10		X	X	
West Nichols	06/07/1992	M	11	07-08	X	X		
Julio Reed	01/30/1995	M	9	09-10		X	X	
Kendal Calhoun	12/27/1993	M	9	09-10		X	X	
DeAndre Mayes	09/03/1995	M	9	09-10	X	X	X	
Rodney Drew	07/25/1992	M	12	06-07	X			
Leon Jones	11/22/1994	M	10	08-09	X	X		
Jerrell Fitzgerald	05/30/1995	M	9	09-10		X	X	
Kirk Sanderson	07/03/1991	M	12	06-07	X			
Adam Dunbar	08/05/1994	M	10	08-09		X		
Mason Malone	08/14/1993	M	10	08-09	X	X		
Jonathan Meza	05/06/1992	M	11	07-08	X	X		
Column Totals for this page								

O. E. Well

9/15/10



A. School Paducah Tilghman

B. School Year 2009-2010

C. Total Varsity Athletes plus cheerleading participants (grand total of column 6 for all pages) 227

D. Total Non-Varsity Athletes (grade 9-12, grand total of column 7 of all pages) 115

E. Total below Grade 9 who played varsity (grand total of column 8 of all pages) 40

F. Total below Grade 9 who played non-varsity (grand total of column 9 of all pages) 19

(1) Name of Student (First Last or Last, First)	(2) Birth Date MM/DD/YYYY	(3) Sex M or F	(4) Current Class in School	(5) School Year of First Promotion from Grade Eight	(6) This grade 9- 12 student's highest participation level this year in any sport was the varsity level ("X") or in cheer at any level ("C")	(7) This grade 9- 12 student's highest level of participation in any sport this year was the non- varsity level ("X")	(8) This below grade 9 student's highest level of participation in any sport this year was the varsity level ("X")	(9) This below grade 9 student's highest level of participation in any sport this year was the non- varsity level ("X")
Javarius Flemons	09/30/1993	M	10	08-09	X	X		
Nejuan Jefferson	10/04/1992	M	11	07-08	X	X		
Dee Beasley	03/02/1993	M	11	07-08	X	X		
Chris Flemons	12/19/1994	M	9	09-10	X	X		
James Howard	10/17/1994	M	9	09-10	X	X		
William Barker	07/05/1994	M	10	08-09	X			
Gordon Beck	11/25/1992	M	11	07-08	X			
Jacob Blankenship	08/20/1995	M	9	09-10	X			
Wesley Bclin	10/07/1992	M	11	07-08	X			
Kyler Brown	06/13/1995	M	9	09-10	X			
Christopher Right	12/13/1992	M	11	07-08	X			
Brent Kirby	07/12/1993	M	10	08-09	X			
Nicholas Loe	08/15/1993	M	10	08-09	X			
Donovan Riley	04/15/1993	M	10	08-09	X			
Zachariah Strahan	09/20/1994	M	10	08-09	X			
Kortney Beck	08/09/1995	F	9	09-10	X			
April Butler	05/15/1993	F	11	07-08	X			
Morgan Kauffman	08/18/1995	F	9	09-10	X			
Lauren Kupper	09/11/1991	F	12	06-07	X			
Audrey Withrow	07/27/1995	F	9	09-10	X			
Alex Kohler	09/04/1997	F	7	-			X	
Sydney Flowers	10/07/1992	F	11	07-08	X			
Sammi Ingram	02/20/1995	F	9	09-10	X			
Amanda Lyle	09/10/1992	F	12	06-07	X			
Shantoria Patterson	04/01/1995	F	9	09-10	X			
Column Totals for this page								

[Handwritten Signature]

9/12/10



A. School	Paducah Tilghman
B. School Year	2009-2010
C. Total Varsity Athletes plus cheerleading participants (grand total of column 6 for all pages)	227
D. Total Non-Varsity Athletes (grade 9-12, grand total of column 7 of all pages)	115
E. Total below Grade 9 who played varsity (grand total of column 8 of all pages)	40
F. Total below Grade 9 who played non-varsity (grand total of column 9 of all pages)	19

(1) Name of Student (First Last or Last, First)	(2) Birth Date MM/DD/YYYY	(3) Sex M or F	(4) Current Class in School	(5) School Year of First Promotion from Grade Eight	(6) This grade 9- 12 student's highest participation level this year in any sport was the varsity level ("X") or in cheer at any level ("C")	(7) This grade 9- 12 student's highest level of participation in any sport this year was the non- varsity level ("X")	(8) This below grade 9 student's highest level of participation in any sport this year was the varsity level ("X")	(9) This below grade 9 student's highest level of participation in any sport this year was the non- varsity level ("X")
Vashti Calhoun	11/07/1993	F	10	08-09		X		
Shelby Mayes	05/28/1993	F	11	07-08	X			
Kirby Black	06/08/1995	F	9	09-10		X		
Susannah Wilson	05/27/1995	F	9	09-10		X		
Catherine Miller	12/01/1994	F	9	09-10		X		
Meg Underwood	07/28/1995	F	9	09-10		X		
Brenna Ladd	06/01/1996	F	8	-		X		
Sabel Overlin	05/30/1996	F	8	-		X		
Molly Thompson	02/24/1997	F	7	-		X		
Riley Sigler	06/11/1996	F	7	-		X		
Sally Thompson	03/05/1992	F	12	06-07	X			
Paige Owens	07/14/1992	F	12	06-07	X			
Violetta Longoria	03/02/1991	F	12	06-07	X			
Emily Perrin	01/16/1992	F	12	06-07	X			
Andee Shannon	09/15/1993	F	11	07-08	X			
Erica DeLaPaz	02/12/1993	F	11	07-08	X			
Taylor Cook	12/04/1992	F	11	07-08	X			
Hailey West	12/25/1992	F	11	07-08	X			
Kaitlyn Curry	02/16/1994	F	10	08-09	X			
Erin Jones	04/12/1994	F	10	08-09	X			
Courtney Hawkins	10/01/1993	F	10	08-09	X			
Zomi Dickson	11/12/1993	F	10	08-09	X			
Olivia Carner	02/11/1994	F	10	08-09	X			
Haley Massad	07/23/1993	F	10	08-09	X			
Rachel Bedwell	02/01/1992	F	12	06-07	X			
Column Totals for this page								

R Bedwell

4/15/10



A. School Paducah Tilghman

B. School Year 2009-2010

C. Total Varsity Athletes plus cheerleading participants (grand total of column 6 for all pages) 227

D. Total Non-Varsity Athletes (grade 9-12, grand total of column 7 of all pages) 115

E. Total below Grade 9 who played varsity (grand total of column 8 of all pages) 40

F. Total below Grade 9 who played non-varsity (grand total of column 9 of all pages) 19

(1) Name of Student (First Last or Last, First)	(2) Birth Date MM/DD/YYYY	(3) Sex M or F	(4) Current Class in School	(5) School Year of First Promotion from Grade Eight	(6) This grade 9- 12 student's highest participation level this year in any sport was the varsity level ("X") or in cheer at any level ("C")	(7) This grade 9- 12 student's highest level of participation in any sport this year was the non- varsity level ("X")	(8) This below grade 9 student's highest level of participation in any sport this year was the varsity level ("X")	(9) This below grade 9 student's highest level of participation in any sport this year was the non- varsity level ("X")
Avery Allen	01/15/1992	M	12	06-07	X			
Ethan Rowton	07/31/1992	M	11	07-08	X			
Alek Rowton	01/25/1994	M	10	08-09	X			
Elliot Schiff	11/07/1992	M	11	07-08	X			
Brock Sigler	10/30/1994	M	9	09-10	X			
Oscar Sacanellrey	04/15/1994	M	10	08-09	X			
Pedro Pulado	02/07/1992	M	10	08-09	X			
Zach Morris	07/23/1995	M	9	09-10	X			
Francisco Carmona Guerrero	01/15/1993	M	11	07-08	X			
Zach Hertter	07/14/1995	M	9	09-10	X			
Zach Pitman	11/30/1992	M	11	07-08	X			
Zach Winfield	03/16/1993	M	10	08-09	X			
Kyler Brown	06/13/1995	M	9	09-10		X		
Will Barker	07/05/1994	M	10	08-09		X		
Luis Montana	10/05/1992	M	12	06-07		X		
Luke Massad	07/17/1997	M	6	-				X
Parker Rowton	05/20/1999	M	4	-				X
Tae Pichienrangsan	09/01/1993	M	10	08-09		X		
Alex Boyd	10/10/1994	M	9	09-10		X		
Parker Shadoan	02/13/1997	M	7	-				X
Jorge Reyes	05/28/1993	M	9	09-10		X		
Caroline Washer	01/26/1995	F	9	09-10	X			
Olivia Carner	02/11/94	F	10	08-09	X			
Victoria Potter	05/01/1995	F	9	09-10	X			
Mary Dorr	05/13/1992	F	12	06-07	X			
Column Totals for this page								

CR call

4/12/10
Date



KENTUCKY HIGH SCHOOL ATHLETIC ASSOCIATION ANNUAL INTERSCHOLASTIC ATHLETICS PARTICIPATION LIST

KHSAA Form GE03
Rev. 04/07

A. School Paducah Tilghman

B. School Year 2009-2010

C. Total Varsity Athletes plus cheerleading participants (grand total of column 6 for all pages) 227

D. Total Non-Varsity Athletes (grade 9-12, grand total of column 7 of all pages) 115

E. Total below Grade 9 who played varsity (grand total of column 8 of all pages) 40

F. Total below Grade 9 who played non-varsity (grand total of column 9 of all pages) 19

(1) Name of Student (First Last or Last, First)	(2) Birth Date MM/DD/YYYY	(3) Sex M or F	(4) Current Class in School	(5) School Year of First Promotion from Grade Eight	(6) This grade 9- 12 student's highest participation level this year in any sport was the varsity level ("X") or in cheer at any level ("C")	(7) This grade 9- 12 student's highest level of participation in any sport this year was the non- varsity level ("X")	(8) This below grade 9 student's highest level of participation in any sport this year was the varsity level ("X")	(9) This below grade 9 student's highest level of participation in any sport this year was the non- varsity level ("X")
Taylor Drennan	11/08/1994	F	9	09-10	X			
Margaret Hines	04/26/1995	F	9	09-10	X			
Emily Whitson	09/07/1995	F	9	09-10	X			
Kendra Patterson	01/12/1993	F	11	07-08	X	X		
Ngodoo Itiavkase	06/10/1994	F	10	08-09	X	X		
Alexis Taylor	01/01/1994	F	10	08-09	X	X		
Alexandria Taylor	01/01/1994	F	10	08-09	X	X		
McKenzi Belt	12/22/1994	F	9	09-10	X	X		
Chelsea Brown	10/09/1994	F	9	09-10	X			
Claudia Horne	09/11/1993	F	9	09-10	X			
Kris Jackson	11/27/1991	M	12	06-07	X			
Adam Bell	08/09/1991	M	12	06-07	X			
Josh Forrest	02/24/1992	M	11	07-08	X			
Dujuan Edmonds	05/12/1993	M	11	07-08	X			
Deshaun Jackson	09/24/1992	M	11	07-08	X			
Jadarion Harmon	01/18/1994	M	10	08-09	X			
Eddie Teague	10/24/1990	M	12	06-07	X			
Jase Warner	02/27/1992	M	12	06-07	X			
Sam Cox	02/24/1993	M	11	07-08	X			
Bishlam Pea	12/18/1993	M	10	08-09	X			
Fransisco Robles	07/23/1992	M	11	07-08	X			
Raul Robles	12/12/1990	M	12	06-07	X			
Brock Sigler	10/30/1994	M	9	09-10	X			
Bishlam Pea	12/18/1993	M	10	08-09	X			
Victoria Potter	05/01/1995	F	9	09-10	X			
Column Totals for this page								

D. Well

Authorized Signature

4/15/10
Date



KENTUCKY HIGH SCHOOL ATHLETIC ASSOCIATION
ANNUAL INTERSCHOLASTIC ATHLETICS
PARTICIPATION LIST

A. School Paducah Tilghman

B. School Year Paducah Tilghman

C. Total Varsity Athletes plus cheerleading participants (grand total of column 6 for all pages) 227

D. Total Non-Varsity Athletes (grade 9-12, grand total of column 7 of all pages) 115

E. Total below Grade 9 who played varsity (grand total of column 8 of all pages) 40

F. Total below Grade 9 who played non-varsity (grand total of column 9 of all pages) 19

(1) Name of Student (First Last or Last, First)	(2) Birth Date MM/DD/YYYY	(3) Sex M or F	(4) Current Class in School	(5) School Year of First Promotion from Grade Eight	(6) This grade 9- 12 student's highest participation level this year in any sport was the varsity level ("X") or in cheer at any level ("C")	(7) This grade 9- 12 student's highest level of participation in any sport this year was the non- varsity level ("X")	(8) This below grade 9 student's highest level of participation in any sport this year was the varsity level ("X")	(9) This below grade 9 student's highest level of participation in any sport this year was the non- varsity level ("X")
Decardia Key	12/18/1992	M	10	08-09	X	X		
James Moore	01/30/1991	M	12	06-07	X			
Randy Burbage	02/13/1992	M	12	06-07	X			
Logan Cook	11/20/1994	M	9	09-10		X		
Column Totals for this page								

D E Well
Authorized Signature

4/15/10
Date