

**KHSAA TITLE IX
ANNUAL REPORT SUBMISSION
STATUS REPORT
2009-2010**

KHSAA
Form T65
Revised 4/09

TO: KHSAA Member School Superintendents, Principals, and Athletic Directors

FROM: Brigid L. DeVries, Commissioner
Darren Bilberry, Assistant Commissioner

DATE: May 25, 2010

School	Todd Central High School	Reviewed by	Martha Mullins
--------	--------------------------	-------------	----------------

The following is a status report regarding the required 2009 - 2010 Title IX Annual Report submission of forms due into the KHSAA office by April 15, 2010. Appropriate KHSAA Audit Team personnel have reviewed these forms and the following is a summary of this review.


I. Checklist of Forms properly submitted in a satisfactory manner:

X	GE 19 (Annual Verification)	X	T-35 (Budget Expenses)
X	T-1 (Summary Program Chart 1)	X	T-36 (Budget Expenses)
X	T-2 (Summary Program Chart 2)	X	T-41 (Checklist – Overall Interscholastic Program)
X	T-3 (Summary Program Chart 3)	X	T-60 (Corrective Action Plan)
X	T-4 (Summary Program Chart 4)	X	T-63 (Interscholastic Survey Results)

II. Status

A.	X	2009– 2010 Forms are satisfactory and no further information or action is necessary at this time.
B.		Errors have been noted with respect to the following forms:
C.		The following forms were omitted and must be submitted by school representatives:
D.	X	According to the 2009-2010 data, the school appears to be meeting the standards established in: <input checked="" type="checkbox"/> Test 1 (Athletic participation is proportionate to enrollment) <input type="checkbox"/> Test 2 (History and continuing practice of program expansion) <input type="checkbox"/> Test 3 (Full and effective accommodation of interests and abilities)
E.	X	Other Recommendation and Comments: Since the girls' golf team did not materialize, those expenses should be recorded elsewhere. Good report!

OK



**KHSAA TITLE IX
ANNUAL REPORT SUBMISSION
STATUS REPORT
2009-2010**

KHSAA
Form T65
Revised 4/09

TO: KHSAA Member School Superintendents, Principals, and Athletic Directors

FROM: Brigid L. DeVries, Commissioner
Darren Bilberry, Assistant Commissioner

DATE: May 25, 2010

School	Todd Central High School	Reviewed by	Martha Mullins
--------	--------------------------	-------------	----------------

The following is a status report regarding the required 2009 - 2010 Title IX Annual Report submission of forms due into the KHSAA office by April 15, 2010. Appropriate KHSAA Audit Team personnel have reviewed these forms and the following is a summary of this review.

I. Checklist of Forms properly submitted in a satisfactory manner:

<input checked="" type="checkbox"/>	GE 19 (Annual Verification)	<input checked="" type="checkbox"/>	T-35 (Budget Expenses)
<input checked="" type="checkbox"/>	T-1 (Summary Program Chart 1)	<input checked="" type="checkbox"/>	T-36 (Budget Expenses)
<input checked="" type="checkbox"/>	T-2 (Summary Program Chart 2)	<input checked="" type="checkbox"/>	T-41 (Checklist - Overall Interscholastic Program)
<input checked="" type="checkbox"/>	T-3 (Summary Program Chart 3)	<input checked="" type="checkbox"/>	T-60 (Corrective Action Plan)
<input checked="" type="checkbox"/>	T-4 (Summary Program Chart 4)	<input checked="" type="checkbox"/>	T-63 (Interscholastic Survey Results)

II. Status

A.	<input checked="" type="checkbox"/>	2009- 2010 Forms are satisfactory and no further information or action is necessary at this time.
B.		Errors have been noted with respect to the following forms:
C.		The following forms were omitted and must be submitted by school representatives:
D.	<input checked="" type="checkbox"/>	According to the 2009-2010 data, the school appears to be meeting the standards established in: <input checked="" type="checkbox"/> Test 1 (Athletic participation is proportionate to enrollment) <input type="checkbox"/> Test 2 (History and continuing practice of program expansion) <input type="checkbox"/> Test 3 (Full and effective accommodation of interests and abilities)
E.	<input checked="" type="checkbox"/>	Other Recommendation and Comments: Since the girls' golf team did not materialize, those expenses should be recorded elsewhere. Good report!



**KENTUCKY HIGH SCHOOL ATHLETIC ASSOCIATION
2009-2010 ANNUAL VERIFICATION OF TITLE IX PROCEDURES**

KHSAA Form GE19
Rev. 04/09

(To be submitted by April 15, 2010 along with other required forms)

APR 15 2010

The Todd County Central High School, Elkton, Kentucky
(Name of High School) (City)

certifies to the Kentucky High School Athletic Association that the following is an accurate and true representation of the facts surrounding compliance with 20 U.S.C. Sections 1681-1688, et. Seq. (also known as Title IX). **I certify the following provisions in accordance with records at the school contained in the permanent Title IX file, at least one copy of which must be maintained in the Principal's office, and to the best of my knowledge have completed the following tasks:**

I. Established a gender equity committee at the high school. (List committee personnel and provide attachment if necessary)

Name	Address	Phone	Title (Supt., Principal, Student, Parent, Coach, Etc.)
Carlton Evans	1602 Iroquois Road Clarksville, TN 37043	931-647-5733	Athletic Director
Joe Nell Waters	1055 Snardon Mill Road Allensville, KY 42204	270-483-2521	Principal
Ann Osborn	4400 Tress Shop Road Trenton, KY 42286	270-466-3103	Assistant Athletic Director
Terry Nofsinger	65 Gardner Lane Greenville, KY 42345	270-377-3511	Coach
Steve Phillips	1135 Madison Street Unit 1 Clarksville, TN 37040	931-216-5412	Coach
Ginger Simons	302 Johnson Mill Road Lewisburg, KY 42256	270-277-6776	Parent
Latonya Bertha	PO Box 538 Railroad Street Allensville, KY 42204	270-725-1623	Parent
Annie Wheeler	810 West Park Street Guthrie, KY 42234	270-483-2100	Student
Jordan Walters	1604 Hadden Mill Road Elkton, KY 42220	270-265-2002	Student

II. Scheduled a minimum of three meetings during the 2009-2010 school year on the following dates:

November 10, 2009
December 4, 2009
April 4, 2010

III. Designated the following person(s) as the Title IX coordinator for the school:

Name	Title	Address	Phone
Carlton Evans	Athletic Director	1602 Iroquois Road Clarksville, TN 37043	270-647-5733

IV. Designated the following person(s) as the Title IX coordinator for the district:

Name	Title	Address	Phone
Vicki Myers	Assistant Superintendent	5850 West Jefferson Davis Hwy Elkton, KY 42286	270-265-2245

School personnel are continuing to make periodic reviews of the boys' and girls' athletics program reflected in the Corrective Action Plan.

In addition to the above information, the above referenced school maintains a complete permanent file relative to Title IX records including copies of the self-assessment audit, all corrective action plans, and other related materials.

Joe Nell Waters April 13 2010
Principal's Signature Date

Mike Kenner Matt Perry
Superintendent Signature School Board Chairpersons Signature

(Send original copy to KHSAA - Maintain duplicate in Title IX school folder)



**2009-2010
ACCOMMODATION OF INTERESTS AND ABILITIES
SUMMARY PROGRAM CHART (Form T-1)**

KHSAA Form T1
Rev. 11/09

Participation Opportunities: Test One - Proportionality

		(Column 1)	(Column 2)	(Column 3)	(Column 4)
	Program	Enrollment	Percentage of Total Enrollment	Number of Interscholastic Participants (double and triple count)	Percentage of Total Participation
Row 1	GIRLS	301	52	184	51
Row 2	BOYS	277	48	179	49
Row 3	Totals	578	100%	363	100%

Instructions:

*Number of 8th grade students & below used in Column 3 and Column 4 calculations: 52

- Determine the total number of girls enrolled, (place in Row 1, Column 1). Determine the total number of boys enrolled, (place in Row 2, Column 1).
- Add the total number of girls and boys enrolled to determine total enrollment, (place in Row 3, Column 1).
- Calculate the percentage of total enrollment that is female. (Divide Row 1, Column 1 by Row 3, Column 1 and place in Row 1, Column 2.) Calculate the percentage of total enrollment that is male. (Divide Row 2, Column 1 by Row 3, Column 1 and place in Row 2, Column 2.) Note: Row 1, Column 2 plus Row 2, Column 2 should total 100%.
- Ask coaches to confirm the names of those individuals who are on the team as of the first **date of regular season competition**, and cross out the names of those who were cut from the team or quit the team prior to the first regular season competitive event. Determine the total number of interscholastic athletics participants that are girls, (and place in Row 1, Column 3). In order to determine the total number of athletics participants, an individual should be counted each time he or she participates on a team. For example, if Jane Doe competes on the varsity volleyball team, the junior varsity volleyball team, the junior varsity basketball team, and the varsity softball team, she should be counted as four participants (**do not include club or intramural sports participants, cheerleaders, dance teams, or pom squads**). Calculate the same way for boys and girls. * In addition, should 8th grade students and below play on a Freshman, Junior Varsity, or Varsity team, they should also be counted for each team and sport on which they participate. If applicable, please asterisk in the above notation as to how many 8th grade students & below are included in the totals.
Using the same procedure, determine the total number of interscholastic athletic participants that are boys, (and place in Row 2, Column 3). Add Row 1, Column 3 plus Row 2, Column 3 to get total participants and place in Row 3, Column 3.
- Calculate the percentage of female participation. (Row 1, Column 3 divided by Row 3, Column 3 and place in Row 1, Column 4.) Calculate the percentage of male participation. (Row 2, Column 3 divided by Row 3, Column 3 and place in Row 2, Column 4.) Note: Row 1, Column 4 plus Row 2, Column 4 should total 100%.

Note: While being within three percent is not a formal compliance standard, if the percent listed in Row 1, Column 4 is within 3% of Row 1, Column 2, then it provides a good target within which compliance is likely.

Principal's Signature: [Signature] Date: April 13, 2010



2009-2010

KHSAA
Form T2
Rev. 11/09

**ACCOMMODATION OF INTERESTS AND ABILITIES
SUMMARY PROGRAM CHART (FORM T-2)
PARTICIPATION OPPORTUNITIES: TEST TWO - PROGRAM
EXPANSION**

		Column 1	Column 2	Column 3	Column 4	Column 5
Program		Number of Teams Currently Offered	Number of Participants	Number of Teams Added Since the beginning of the 2005-2006 School Year	Current Number of Participants for the 2009-2010 school year who are playing on teams added since the 2005-2006 School Year	Percent of Total Participation By Sex Added Since the beginning of the 2005-2006 School Year
GIRLS Row 1	varsity:	5	89	0	0	
Row 2	j.v.:	4	61	0	0	
Row 3	frosh:	3	34	1	9	
Row 4	total:	12	184	1	9	4.9 5
BOYS Row 5	varsity:	6	107	0	0	
Row 6	j.v.:	4	64	0	0	
Row 7	frosh:	1	8	0	0	
Row 8	total:	11	179	0	0	0

- 1) For Column 1, list the number of interscholastic teams offered for girls and boys at each competitive level (varsity, junior varsity, and freshman). For girls, total each of the entries in Rows 1, 2, and 3 into Row 4. For boys, total Rows 5, 6, and 7 into Row 8.
- 2) For Column 2, list the number of participants at each level. For girls, total each of the entries in Rows 1, 2, and 3 into Row 4. For boys, total Rows 5, 6, and 7 into Row 8. Note: The totals in Row 4 for girls and in Row 8 for boys must be the same as the totals in Form T-1, Column 3, Rows 1 and 2 respectively.
- 3) For Column 3, list the number of interscholastic teams that have been added in the last five years at each competitive level. Count each team added during the 5 year period only one time. e.g. Girl's junior varsity soccer was added 3 years ago, count the team only once, not 3 times. For girls, total the entries in Rows 1, 2, and 3 into Row 4. For boys, total Rows 5, 6, and 7 into Row 8.
- 4) For Column 4, list the number of participants that are currently on each level of the teams that were added in the last five years. If a team was added previously but no longer exists, there are no current participants to be added for that team. For girls, total the entries in Rows 1, 2, and 3 into Row 4. For boys, total Rows 5, 6, and 7 into Row 8.
- 5) For Column 5, calculate the percentage of participants that have been added in the last five years. For girls, take the number in Column 4, Row 4 and divide by the number in Column 2, Row 4. For boys, take the number in Column 4, Row 8 and divide it by the number in Column 2, Row 8.

- 6) **Note: If the percentage of current participants added in the last five years is 25% or greater for the underrepresented sex (most likely girls), compliance with Test Two may be possible. If less than 25%, then compliance with Test Three should be analyzed. CAUTION: 25% is not a formal compliance standard.**

Principal's Signature:  Date: April 13, 2010



**2009-2010
ACCOMMODATION OF INTERESTS AND ABILITIES
SUMMARY PROGRAM CHART (FORM T-3)**

KHSAA Form T3
Rev. 11/09

**Participation Opportunities Test Three Full Accommodation
FOR ANY QUESTION ANSWERED "YES" IDENTIFY THE RESPECTIVE SP**

	GIRLS (Yes / No)		BOYS (Yes / No)
1. Based on the responses from your most recent student survey, is there sufficient interest to form a viable interscholastic team for a sport not currently offered? If yes, what sport?	Yes, Swimming/ Diving and Tennis		Yes, Swimming/ Diving and Tennis
2. For a sport not currently offered at the varsity level, is there sufficient interest based on your most recent Student Interest Survey to form a viable team for an interscholastic freshman team or junior varsity team?	Yes		Yes
3. For a sport currently offered at the interscholastic Junior Varsity or freshmen level, is there sufficient interest, based on your most recent Student Interest Survey, to form a varsity team?	No		No
4. If you answered YES to question (1), (2), or (3), are there enough high schools in the geographic area offering the sport (at the appropriate level) to allow for the development of a reasonable schedule of competition?	Yes		Yes
5. If you answered YES to question (1), (2), (3), or (4), are there enough high schools in the geographic area offering the sport (at the appropriate level) to allow for the development of a reasonable schedule of competition?	Yes		Yes

Remember, test three – full accommodation means addressing the unmet interest of the underrepresented sex (most likely girls), not the overrepresented sex (most likely boys).

Plans to Address Interest: **Swimming/Diving and tennis is not something we are not able to offer at this time. We do not have a facility for student athletes to practice. The nearest facility is more than 30 minutes away. It would require busing athletes to and from the facility. We do not have any agreements with these facilities, therefore additional costs would be incurred along with the transportation costs. The majority of the athletic contests would require at least a hour one way trip to participate. In the future if funds become available these areas of interest will be addressed.**

Principal's Signature : *Sue Powell Waters* Date: April 13, 2010




**2009-2010
ACCOMMODATION OF INTERESTS AND ABILITIES
SUMMARY PROGRAM CHART (FORM T-4)**

KHSAA Form T-4
Rev. 11/09

Levels of Competition Test One

		Column 1	Column 2	Column 3
Girls	Team Levels	Number of Teams Currently Offered	Number of Participants	Percentage of Participants at Each Level
Row 1	varsity:	5	89	48.3
Row 2	j.v.:	4	61	33.2
Row 3	frosh:	3	34	18.5
Row 4	total:		184	100%
Boys				
Row 5	varsity:	6	107	59.8
Row 6	j.v.:	4	64	35.8
Row 7	frosh:	1	8	4.4
Row 8	total:		179	100%

- Column 1, list the number of interscholastic teams offered for girls and boys at each competitive level; varsity, junior varsity, and freshman. (Refer to Form T-2, Accommodation of Interests and Abilities, Summary Program Chart 2, Column 1.)
- For Column 2, list the number of participants at each level. For girls, total the entries in Rows 1, 2, and 3 into Row 4. For boys, total the entries in Rows 5, 6, and 7 into Row 8. (Refer to Form T-2, Accommodation of Interests and Abilities, Summary Program Chart 2, Column 2.)
- For Column 3, calculate the percentage of female and male participants at each level.
 For girls' varsity, junior varsity, and frosh, respectively:
 - Divide Column 2, Row 1 by Column 2, Row 4, and place the percentage in Column 3, Row 1
 - Divide Column 2, Row 2 by Column 2, Row 4, and place the percentage in Column 3, Row 2.
 - Divide Column 2, Row 3 by Column 2, Row 4, and place the percentage in Column 3, Row 3.
 For boys' varsity, junior varsity, and frosh, respectively:
 - Divide Column 2, Row 5 by Column 2, Row 8, and place the percentage in Column 3, Row 5.
 - Divide Column 2, Row 6 by Column 2, Row 8, and place the percentage in Column 3, Row 6.
 - Divide Column 2, Row 7 by Column 2, Row 8, and place the percentage in Column 3, Row 7.

Principal's Signature:  Date: April 13, 2010



**2009-2010
ACTUAL EXPENDITURES - PROGRAM COMPARISON CHART 1 -(FORM T-35)
TO INCLUDE BOOSTER CLUB FUNDING**

KHSAA Form T-35
REV. 11/09

Sports	Equipment and Supplies		Travel		Awards		Coaches' salaries (to include supplemental and extended employment; dollar amount required)			Facilities improvements		Publications (if sport-specific)	
	School	Booster	School	Booster	School	Booster	School	Booster	School	Booster	School	Booster	
G basketball		686	11921	478	371	142	14223					350	290
B basketball	321	1066	6972	157	347		14223					350	290
G softball	2653		2655	773	504	500	4822		140				25
B baseball	4825	4046	2779	7903	6	471	4822		140	903			25
G cross country													
B cross country													
G golf							1543					160	
B golf			69				1543					160	
G soccer	635	541	2549	550	24	513	4822		803			320	25
B soccer	1278	241	1827	525	270	513	4822		803			320	25
G swimming													
B swimming													

28461
23726
12072
125920
1772
10782
10624

1. Total expenditures on T-35 and T-36 on the 2009-2010 year report due by April 15, 2010 of each school year, should reflect the total monies spent (rounded off to nearest dollar) for the entire school year of 2008-2009 ending June 30, 2009.

2. Booster Club Funding/Contributions must be included in the above expenditures total. (Note: It is illegal for coaches to be paid by Booster Clubs - Reference KHSAA Bylaw 27)

Principal's Signature: _____ Date: April 13, 2010



**2009-2010
ACTUAL EXPENDITURES - PROGRAM COMPARISON CHART 2 - (Form T36)
TO INCLUDE BOOSTER CLUB FUNDING**

KHSAA Form T36
Revised 11/09

Sports	Equipment and supplies		Travel		Awards		Coaches' salaries (to include supplemental and extended employment; dollar amount required)			Facilities improvements		Publications (if sport-specific)	
	School	Booster	School	Booster	School	Booster	School	Booster	# Coaches for all levels / # Teams for all levels	School	Booster	School	Booster
G track	148		908		93		2434		1/1	803		320	25
B track	333		740		93		2434		1/1	803		320	25
G tennis													
B tennis													
G volleyball	81	2585	1704	1141	294	574	4822		2/3			320	290
B wrestling													
G (list sport)													
B football	8481	270	1947	2400	451	1500	18405		4/1	2688		670	25
G (list sport)													
B (list sport)													

4,731
4,748
11,811
2,827

1. Total expenditures on T-35 and T-36 on the 2009-2010 year report due by April 15, 2010, should reflect the total monies spent (rounded off to nearest dollar) for the entire school year of 2008-2009 ending June 30, 2009.

2. Booster Club Funding/Contributions must be included in the above expenditures totals. Indicate percentage of total expenditures for each gender: (If disparities are obvious, list on your Corrective Action Plan (T-60) what action you will take to correct the problem.)

#	Gender	Expenditures	Percentage
179	Boys	\$103627	60
184	Girls	\$69560	40
Total:		\$173187	100%

Principal's Signature: _____

Paul Watson

Date: April 13, 2010



**2009-2010 KHSAA TITLE IX ATHLETICS AUDIT (Form T-41)
Checklist - Overall Interscholastic Athletics Program**

KHSAA Form T-41
Rev. 11/09

DIRECTIONS:

For the Areas of Compliance (Opportunities and Benefits) listed on the left hand side of the page, place a checkmark under the appropriate column identifying whether your school provided an advantage to the Girls' Program, or to the Boys' Program or to Neither Program. A review of T-35 and T-36 spending patterns might be helpful in completing this form.

Areas of Compliance:	ADVANTAGE TO:		
	GIRLS' PROGRAM	BOYS' PROGRAM	NEITHER PROGRAM
OPPORTUNITIES			
Accommodation of Interest and Abilities			✓
BENEFITS			
Equipment and Supplies			✓
Scheduling of Games and Practice Time			✓
Travel and Per Diem Allowances			✓
Coaching			✓
Locker Rooms, Practice and Competitive Facilities			✓
Medical and Training Facilities and Services			✓
Publicity			✓
Support Services			✓
Housing and Dining			N/A
Tutoring			✓
Athletic Scholarships			N/A

If an advantage/inequity is indicated, corrective action should be shown on the Corrective Action Plan, Form T-60.

Principal's Signature:  Date: April 13, 2010



**2009-2010 TITLE IX
CORRECTIVE ACTION PLAN
(FORM T-60)**

SCHOOL NAME : Todd County Central HS

DIRECTIONS:

1. For Column 1, indicate the intended area (Opportunities or Benefits) which needs corrective action in order to achieve gender equity. For Column 2, write the suggested change or activities that will correct the area in need of alteration. For Column 3, include the estimated completion date for the changes or activities.
2. It is possible to attain compliance with Title IX and no longer need "corrective" action. However, the KHSAA strongly encourages compliant schools to identify items for improvement (Column 1), activities to accomplish the improvement (Column 2) and a timetable for completion (Column 3) that will strengthen the athletic program.
3. You may copy this form as needed. Please attach corrective action plans along with audit forms and submit by April 15, 2010.

COLUMN 1	COLUMN 2	COLUMN 3
SPECIFIC ITEM FOR CORRECTION/ IMPROVEMENT	PLAN FOR SUGGESTED CHANGE	START DATE AND COMPLETION DATE OF CORRECTIVE ACTION
The Boy's Baseball team participated in a out-of-state tournament during Spring Break 2009. Our Softball team should have participated in a out-of-state trip for the Spring 2010 season and did not.	For the 2011 Softball Season the girl's team will be encouraged to participate in an overnight out-of-state	Start date: Fall 2010 Completion Date: Spring 2011
Todd Central did not have any female athletes to participate in golf for the 2009 season.	Actively seek female athletes for the girl's golf team	Start date: Spring 2010 Completion Date: Summer 2010
The girl's soccer team had significantly fewer soccer matches that the boy's soccer team.	Increase the number of matches for the girl's soccer team for the 2010 season.	Start date: Winter 2010 Completion Date: Summer 2010
The boy's soccer team only had 1 coach for 2 teams while the girl's soccer team had 2 coaches for 2 teams.	Increase the number of boy's soccer coaches by one. Giving the boy's soccer team a varsity and junior varsity coach.	Start date: Winter 2010 Completion Date: Fall 2010
For the 2008-2009 school year the golf team did not have an awards banquet or recognition. This was also neglected for the 2009-2010 school year.	For the 2009-2010 school year the golf team will have an awards banquet or public recognition for the student athletes that participate in golf.	Start date: Fall 2010 Completion Date: Fall 2010

Principal's Signature: [Signature] Date: April 13 2010



INTERSCHOLASTIC ATHLETICS
SURVEY (FORM T-63)
Summary of Student Responses

2009-2010

School Year: Todd County Central High School

School Name: Todd County Central High School

578 Enrollment (9-12 Grade): (SHOULD AGREE WITH FORM T-1, COLUMN 1, ROW 3)

448 Number of 9-11 Grade Students Surveyed:

114 Number of 8th Grade Students Surveyed:
9-11 Surveyed on -3.26.20 8th Surveyed on 03.29.10

Date: 3/6/20
Completed By: 9-11 Homeroom Teachers 8th Groves and Hunt in Cafeteria

Instructions:

- 1. Summarize the Student Athletics Interest Surveys Form T-61 by listing the total number of responses on the line next to each sport.
2. Under the Other Category please provide a listing of the sports as well as the number of students who are interested in participating.
3. Please sign and date this Summary Form (T-63) and mail this Summary Form only to the KHSAA by April 15. Do not mail the student surveys (Form T-61). However, these Forms should be maintained in your files in the event they are requested subsequently.

562 Number of Surveys
504 Total Returned (A minimum of 80% return is expected)
90% Grades Surveyed (Should be grades 9-11 and 8th grade if school has a feeder system)
8-11

Who Administered The Survey? 9-11 Homeroom Teachers, 8th Groves/Hunt
How Was The Survey Administered? 9-11 in Homeroom, 8th during lunch
Give details on how it was administered and to which school group, Example: English classes, or all home rooms, etc. or advisee/advisor?)

KHSAA Sanctioned Fall Sports (List Total Number of Participation Responses)

- 4 Cross Country (Girls)
9 Cross Country (Boys)
106 Football (Boys)
19 Golf (Girls)
11 Golf (Boys)
62 Soccer (Girls)
32 Soccer (Boys)
69 Volleyball (Girls)

Winter Sport (List Total Number of Participation Responses)

47	Basketball (Girls)
84	Basketball (Boys)
20	Indoor Track (Girls)
13	Indoor Track (Boys)
49	Swimming & Diving (Girls)
23	Swimming & Diving (Boys)
	Wrestling (Boys)

Spring Sport (List Total Number of Participation Responses)

62	Baseball (Boys)
54	Fast Pitch Softball (Girls)
42	Tennis (Girls)
14	Tennis (Boys)
36	Track (Girls)
39	Track (Boys)

Non-KHSAA Championship Sports (From Student Survey T-61 Question 10)

117	Archery
21	Field Hockey
121	Bowling
15	Gymnastics (Boys)
59	Gymnastics (Girls)
44	Ice Hockey
29	Lacrosse (Boys)
23	Lacrosse (Girls)
103	Rifle
56	Rodeo
26	Slow Pitch Softball
20	Volleyball (Boys)
63	Water Polo
111	Weightlifting
9	Other sports not listed <u>Trap Shooting</u>

Number of Students who participate in Intramural Sports

(From Student Survey T-61 Question 5)

Sport	Number
Basketball	12
Football	8
Soccer	9
Dance	7
Baseball	5
Shooting Sports	5

List Intramural Sports students are interested in adding:
(From Student Survey T-61 Question 6)

<u>Sport</u>	<u>Number</u>
Tennis	10
Swim Team	10
Wrestling	9
Archery	9
Trapshooting	6

Participation in Non-School Sports Activities
(From Student Survey T-61 Question 7)


<u>Sport</u>	<u>Number</u>
AAU Basketball	20
AAU Softball	13
AAU Soccer	11
Cheerleading	11
Baseball	10
Trapshooting	10

Reasons for not participating in interscholastic athletics
(From Survey Question 8)

- 43 I prefer other activities such as band, chorus, etc.
112 I don't have time
32 The practice schedules and game times are inconvenient
26 The sport I like isn't offered
20 It's too expensive
14 I prefer to participate in club or intramural sports
49 Working
12 Other: No Interest

Student Suggestions to encourage participation

Make more fun, Advertise more, Bring in more sports, Count marching band as sport,
Better scheduling of practices and games, Better coaches, Pep rallies, Participate
Without paying or having fundraisers.


Principal's Signature

April 13, 2010
Date