

**KHSAA TITLE IX  
ANNUAL REPORT SUBMISSION  
STATUS REPORT  
2009-2010**

KHSAA  
Form T65  
Revised 4/09

TO: KHSAA Member School Superintendents, Principals, and Athletic Directors

FROM: Brigid L. DeVries, Commissioner  
Darren Bilberry, Assistant Commissioner

DATE: May 20, 2010

School	West Jessamine High School	Reviewed by	Kathy Johnston
--------	----------------------------	-------------	----------------

The following is a status report regarding the required 2009-2010 Title IX Annual Report submission of forms due into the KHSAA office by April 15, 2010. Appropriate KHSAA Audit Team personnel have reviewed these forms and the following is a summary of this review.

I. Checklist of Forms properly submitted in a satisfactory manner:

<b>x</b>	GE 19 (Annual Verification)	<b>x</b>	T-35 (Budget Expenses)
<b>x</b>	T-1 (Summary Program Chart 1)	<b>x</b>	T-36 (Budget Expenses)
<b>x</b>	T-2 (Summary Program Chart 2)	<b>x</b>	T-41 (Checklist – Overall Interscholastic Program)
<b>x</b>	T-3 (Summary Program Chart 3)	<b>x</b>	T-60 (Corrective Action Plan)
<b>x</b>	T-4 (Summary Program Chart 4)	<b>x</b>	T-63 (Interscholastic Survey Results)

II. Status

A.	<b>x</b>	2009-2010 Forms are satisfactory and no further information or action is necessary at this time.
B.		Errors have been noted with respect to the following forms:
C.		The following forms were omitted and must be submitted by school representatives:
D.	<b>x</b>	According to the 2009-2010 data, the school appears to be meeting the standards established in: <input checked="" type="checkbox"/> Test 1 (Athletic participation is proportionate to enrollment) <input type="checkbox"/> Test 2 (History and continuing practice of program expansion) <input checked="" type="checkbox"/> Test 3 (Full and effective accommodation of interests and abilities)
E.	<b>x</b>	Other Recommendation and Comments: All calculations appear to be correct. According to the data and responses submitted, the school is currently meeting the standards established in Test 1 and Test 3 for athletic opportunities. In the area of benefits, total athletic spending appears to be within acceptable parameters both on a percentage and per athlete basis. Thank you.



**KENTUCKY HIGH SCHOOL ATHLETIC ASSOCIATION  
2009-2010 ANNUAL VERIFICATION OF TITLE IX PROCEDURES**

KHSAA Form GE19  
Rev. 04/09

(To be submitted by April 15, 2010 along with other required forms)

The West Jessamine High School, Nicholasville, Kentucky  
(Name of High School) (City)

certifies to the Kentucky High School Athletic Association that the following is an accurate and true representation of the facts surrounding compliance with 20 U.S.C. Sections 1681-1688, et. Seq. (also known as Title IX). I certify the following provisions in accordance with records at the school contained in the permanent Title IX file, at least one copy of which must be maintained in the Principal's office, and to the best of my knowledge have completed the following tasks:

I. Established a gender equity committee at the high school. (List committee personnel and provide attachment if necessary)

Name	Address	Phone	Title (Supt., Principal, Student, Parent, Coach, Etc.)
See attached list			

II. Scheduled a minimum of three meetings during the 2009-2010 school year on the following dates:

9/16/09
12/10/09
4/8/10

501 Designated the following person(s) as the Title IX coordinator for the school:


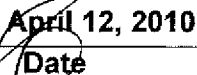


Name	Title	Address	Phone
Dean Geary	Co-Athletic Director	2101 Wilmore Rd, Nicholasville, KY	859/221-9116

IV. Designated the following person(s) as the Title IX coordinator for the district:

Name	Title	Address	Phone
Ken Cox	District Athletic Director	501 East Maple, Nicholasville, KY 40356	859/885-4179, ext. 3020

School personnel are continuing to make periodic reviews of the boys' and girls' athletics program reflected in the Corrective Action Plan.

In addition to the above information, the above referenced school maintains a complete permanent file relative to Title IX records including copies of the self-assessment audit, all corrective action plans, and other related materials.



  


  
 Superintendent's Signature      School Board Chairpersons' Signature

*(Send original copy to KHSAA - Maintain duplicate in Title IX school folder)*

**West Jessamine High School  
Gender Equity Review Committee  
2009-2010 School Year**

<b>Ed Jones</b>	Principal	859/553-4740	217 Fairway West, Nicholasville, KY 40356
<b>Ken Cox</b>	District AD	859/553-2234	2628 McCauley Rd, Wilmore, KY 40390
<b>Mark Miracle</b>	Co-AD, SBDM Member	859/229-2319	1700 Cooks Lane, Nicholasville, KY 40356
<b>Dean Geary</b>	Co-AD, ATC Title IX Coordinator	859/221-9116	316 Weil Lane, Nicholasville, KY 40356
<b>Jimmy Brehm</b>	Head Coach Fast Pitch Softball	859/327-4195	3960 Kenesaw, Lexington, KY 40515
<b>Damon Kelley</b>	Head Coach Boys' Basketball	859/489-0521	615 Mannington Place, Lexington, KY 40503
<b>Troy Lee Thomas</b>	Head Coach Girls' Basketball	606/776-5631	Meadow Wood Apt, Orchard Dr. Nicholasville, KY 40356
<b>Anna Cross</b>	Parent Representative Fast Pitch Softball	859/797-0095	220 Longview Dr., Nicholasville, KY 40356
<b>Leila Huffman</b>	Parent Representative Football/ Fast Pitch Softball	859/361-4137	300 Tashmingo Dr., Nicholasville, KY 40356
<b>Katie Cross</b>	Student Member Fast Pitch Softball	859/797-0095	220 Longview Dr., Nicholasville, KY 40356
<b>Jared Polson</b>	Student Member Boys' Basketball	859/858-8012	400 Corbitt Drive, Wilmore, KY 40390



**ACCOMMODATION OF INTERESTS AND ABILITIES  
SUMMARY PROGRAM CHART (Form T-1)**

**Participation Opportunities: Test One - Proportionality**

		(Column 1)	(Column 2)	(Column 3)	(Column 4)
	Program	Enrollment	Percentage of Total Enrollment	Number of Interscholastic Participants (double and triple count)	Percentage of Total Participation
Row 1	GIRLS	499	48.6%	281	46.9%
Row 2	BOYS	528	51.4%	317	53.1%
Row 3	Totals	1027	100%	598	100%

Instructions:

\*Number of 8<sup>th</sup> grade students & below used in  
Column 3 and Column 4 calculations:

**40 girls/24 Boys: Total 64**

- 1) Determine the total number of girls enrolled, (place in Row 1, Column 1).  
Determine the total number of boys enrolled, (place in Row 2, Column 1).
- 2) Add the total number of girls and boys enrolled to determine total enrollment, (place in Row 3, Column 1).
- 3) Calculate the percentage of total enrollment that is female. (Divide Row 1, Column 1 by Row 3, Column 1 and place in Row 1, Column 2.) Calculate the percentage of total enrollment that is male. (Divide Row 2, Column 1 by Row 3, Column 1 and place in Row 2, Column 2.) Note: Row 1, Column 2 plus Row 2, Column 2 should total 100%.
- 4) Ask coaches to confirm the names of those individuals who are on the team as of the first **date of regular season competition**, and cross out the names of those who were cut from the team or quit the team prior to the first regular season competitive event. Determine the total number of interscholastic athletics participants that are girls, (and place in Row 1, Column 3). In order to determine the total number of athletics participants, an individual should be counted each time he or she participates on a team. For example, if Jane Doe competes on the varsity volleyball team, the junior varsity volleyball team, the junior varsity basketball team, and the varsity softball team, she should be counted as four participants (**do not include club or intramural sports participants, cheerleaders, dance teams, or pom squads**). Calculate the same way for boys and girls. \* In addition, should 8<sup>th</sup> grade students and below play on a Freshman, Junior Varsity, or Varsity team, they should also be counted for each team and sport on which they participate. If applicable, please asterisk in the above notation as to how many 8<sup>th</sup> grade students & below are included in the totals.  
Using the same procedure, determine the total number of interscholastic athletic participants that are boys, (and place in Row 2, Column 3). Add Row 1, Column 3 plus Row 2, Column 3 to get total participants and place in Row 3, Column 3.
- 5) Calculate the percentage of female participation. (Row 1, Column 3 divided by Row 3, Column 3 and place in Row 1, Column 4.)  
Calculate the percentage of male participation. (Row 2, Column 3 divided by Row 3, Column 3 and place in Row 2, Column 4.) Note: Row 1, Column 4 plus Row 2, Column 4 should total 100%.

Note: While being within three percent is not a formal compliance standard, if the percent listed in Row 1, Column 4 is within 3% of Row 1, Column 2, then it provides a good target within which compliance is likely. **(2.7% difference)**

Principal's Signature: Ed Jones Date: April 12, 2010



2009-2010

KHSAA Form T2  
Rev. 11/09

**ACCOMMODATION OF INTERESTS AND ABILITIES  
SUMMARY PROGRAM CHART (FORM T-2)  
PARTICIPATION OPPORTUNITIES: TEST TWO - PROGRAM EXPANSION**

		Column 1	Column 2	Column 3	Column 4	Column 5
<b>Program</b>		<b>Number of Teams Currently Offered</b>	<b>Number of Participants</b>	<b>Number of Teams Added Since the beginning of the 2005-2006 School Year</b>	<b>Current Number of Participants for the 2009-2010 school year who are playing on teams added since the 2005-2006 School Year</b>	<b>Percent of Total Participation By Sex Added Since the beginning of the 2005-2006 School Year</b>
<b>GIRLS Row 1</b>	<b>varsity:</b>	10	171	1 (bowling 2009-10)	6	
<b>Row 2</b>	<b>JV.:</b>	5	85	0	0	
<b>Row 3</b>	<b>frosh:</b>	2	25	0	0	
<b>Row 4</b>	<b>total:</b>	17	281	1	6	2.3%
<b>BOYS Row 5</b>	<b>varsity:</b>	10	203	1 (bowling 2009-10)	11	
<b>Row 6</b>	<b>JV</b>	5	93	0	0	
<b>Row 7</b>	<b>frosh:</b>	2	21	0	0	
<b>Row 8</b>	<b>total:</b>	17	317	1	11	3.5%

- 1) For Column 1, list the number of interscholastic teams offered for girls and boys at each competitive level (varsity, junior varsity, and freshman). For girls, total each of the entries in Rows 1, 2, and 3 into Row 4. For boys, total Rows 5, 6, and 7 into Row 8.
- 2) For Column 2, list the number of participants at each level. For girls, total each of the entries in Rows 1, 2, and 3 into Row 4. For boys, total Rows 5, 6, and 7 into Row 8. Note: The totals in Row 4 for girls and in Row 8 for boys must be the same as the totals in Form T-1, Column 3, Rows 1 and 2 respectively.
- 3) For Column 3, list the number of interscholastic teams that have been added in the last five years at each competitive level. Count each team added during the 5 year period only one time. e.g. Girl's junior varsity soccer was added 3 years ago, count the team only once, not 3 times. For girls, total the entries in Rows 1, 2, and 3 into Row 4. For boys, total Rows 5, 6, and 7 into Row 8.
- 4) For Column 4, list the number of participants that are currently on each level of the teams that were added in the last five years. If a team was added previously but no longer exists, there are no current participants to be added for that team. For girls, total the entries in Rows 1, 2, and 3 into Row 4. For boys, total Rows 5, 6, and 7 into Row 8.
- 5) For Column 5, calculate the percentage of participants that have been added in the last five years. For girls, take the number in Column 4, Row 4 and divide by the number in Column 2, Row 4. For boys, take the number in Column 4, Row 8 and divide it by the number in Column 2, Row 8.
- 6) **Note: If the percentage of current participants added in the last five years is 25% or greater for the underrepresented sex (most likely girls), compliance with Test Two may be possible. If less than 25%, then compliance with Test Three should be analyzed. CAUTION: 25% is not a formal compliance standard.**

Principal's Signature: Ed Jones Date: April 12, 2010



**2009-2010  
ACCOMMODATION OF INTERESTS AND ABILITIES  
SUMMARY PROGRAM CHART (FORM T-3)**

KHSAA Form T3  
Rev. 11/09

**Participation Opportunities Test Three Full Accommodation**

**FOR ANY QUESTION ANSWERED "YES" IDENTIFY THE RESPECTIVE SPORT(S).**

	<b>GIRLS (Yes / No)</b>		<b>BOYS (Yes / No)</b>
1. Based on the responses from your most recent student survey, is there sufficient interest to form a viable interscholastic team for a sport not currently offered? If yes, what sport?	<b>Yes, Archery</b>		N
2. For a sport not currently offered at the varsity level, is there sufficient interest based on your most recent Student Interest Survey to form a viable team for an interscholastic freshman team or junior varsity team?	<b>Yes, JV Bowling &amp; 9<sup>th</sup> grade Soccer</b>		N
3. For a sport currently offered at the interscholastic Junior Varsity or freshmen level, is there sufficient interest, based on your most recent Student Interest Survey, to form a varsity team?	N/A		N
4. If you answered YES to question (1), (2), or (3), are there enough high schools in the geographic area offering the sport (at the appropriate level) to allow for the development of a reasonable schedule of competition?	<b>Yes, JV Bowling</b>		N
5. If you answered YES to question (1), (2), (3), or (4), are there enough high schools in the geographic area offering the sport (at the appropriate level) to allow for the development of a reasonable schedule of competition?	<b>Not sure, Archery &amp; 9<sup>th</sup> grade Soccer</b>		N

Remember, test three – full accommodation means addressing the unmet interest of the underrepresented sex (most likely girls), not the overrepresented sex (most likely boys).

Plans to Address Interest:

**Archery:**

- 1. Survey schools in the area to see if they have an archery team and enough to start a 9<sup>th</sup> grade girls' soccer.**
- 2. If enough schools do, then will call a meeting to see how many are actually interested.**
- 3. Talk with the District Athletic Director to see on the BOE hiring a coach and purchase equipment.**

**JV Bowling:**

- 1. Talk to present coaches to advertise more prior to the beginning of the try-out to get more girls out for the team.**

Principal's Signature: Ed Jones Date: April 12, 2010

KJ



**2009-2010  
ACCOMMODATION OF INTERESTS AND ABILITIES  
SUMMARY PROGRAM CHART (FORM T-4)**

KHSAA : Form T4  
Rev. 11/09

**Levels of Competition Test One**

		Column 1	Column 2	Column 3
Girls	Team Levels	Number of Teams Currently Offered	Number of Participants	Percentage of Participants at Each Level
Row 1	varsity:	10	171	60.9%
Row 2	j.v.:	5	85	30.2%
Row 3	frosh:	2	25	8.9%
Row 4	total:		281	100%
<b>Boys</b>				
Row 5	varsity:	10	203	64%
Row 6	j.v.:	5	93	29.3%
Row 7	frosh:	2	21	6.7%
Row 8	total:		317	100%

- 1) Column 1, list the number of interscholastic teams offered for girls and boys at each competitive level; varsity, junior varsity, and freshman. (Refer to Form T-2, Accommodation of Interests and Abilities, Summary Program Chart 2, Column 1.)
- 2) For Column 2, list the number of participants at each level. For girls, total the entries in Rows 1, 2, and 3 into Row 4. For boys, total the entries in Rows 5, 6, and 7 into Row 8. (Refer to Form T-2, Accommodation of Interests and Abilities, Summary Program Chart 2, Column 2.)
- 3) For Column 3, calculate the percentage of female and male participants at each level.
  - For girls' varsity, junior varsity, and frosh, respectively:
    - Divide Column 2, Row 1 by Column 2, Row 4, and place the percentage in Column 3, Row 1
    - Divide Column 2, Row 2 by Column 2, Row 4, and place the percentage in Column 3, Row 2.
    - Divide Column 2, Row 3 by Column 2, Row 4, and place the percentage in Column 3, Row 3.
  - For boys' varsity, junior varsity, and frosh, respectively:
    - Divide Column 2, Row 5 by Column 2, Row 8, and place the percentage in Column 3, Row 5.
    - Divide Column 2, Row 6 by Column 2, Row 8, and place the percentage in Column 3, Row 6.
    - Divide Column 2, Row 7 by Column 2, Row 8, and place the percentage in Column 3, Row 7.

Principal's Signature: Ed Jones Date: April 12, 2010



**ZUUY-ZUTU West Jessamine High School  
ACTUAL EXPENDITURES - PROGRAM COMPARISON CHART 1 --(FORM T-35)  
TO INCLUDE BOOSTER CLUB FUNDING**

KHSAA Form T-35  
REV. 11/09

Sports	Equipment and Supplies		Travel		Awards		Coaches' salaries (to include supplemental and extended employment; dollar amount required)			Facilities improvements		Publications (if sport-specific)		
	Expenditures		Expenditures		Expenditures		Expenditures			Expenditures		Expenditures		
	School	Booster	School	Booster	School	Booster	School	# Coaches for all levels / # Teams for all levels	School	Booster	School	Booster	School	Booster
G basketball	1248	2483	3356	2679	114	1092	14640	4 / 3	-0-	-0-	-0-	-0-	-0-	-0-
B basketball	2799	6559	9626	4660	450	5285	14640	6 / 3	-0-	-0-	-0-	-0-	-0-	363
G softball	4263	3610	3928	4427	271	775	8615	6 / 2	1612	72	-0-	-0-	-0-	275
B baseball	2879	18369	4485	20951	126	1466	8615	6 / 2	900	482	-0-	-0-	-0-	-0-
G cross country	2319	-0-	1668	-0-	656	-0-	1955	1 / 1	-0-	-0-	-0-	-0-	-0-	30
B cross country	2319	-0-	1668	-0-	675	-0-	1955	1 / 1	-0-	-0-	-0-	-0-	-0-	30
G golf	1593	731	7771	724	42	263	1795	1 / 1	-0-	-0-	-0-	-0-	-0-	-0-
B golf	3148	313	5429	638	46	263	1795	1 / 1	-0-	-0-	-0-	-0-	-0-	-0-
G soccer	3620	10910	2181	27709	873	2711	8310	5 / 2	233	413	-0-	-0-	-0-	-0-
B soccer	3245	3925	4965	6100	180	2500	8310	4 / 2	232	500	-0-	-0-	-0-	-0-
G swimming	120	-0-	882	-0-	120	-0-	1110	1 / 1	-0-	-0-	-0-	-0-	-0-	-0-
B swimming	120	-0-	641	-0-	60	-0-	1110	1 / 1	-0-	-0-	-0-	-0-	-0-	-0-

1. Total expenditures on T-35 and T-36 on the 2009-2010 year report due by April 15, 2010 of each school year, should reflect the total monies spent (rounded off to nearest dollar) for the entire school year of 2008-2009 ending June 30, 2009.

2. Booster Club Funding/Contributions must be included in the above expenditures total. (Note: It is illegal for coaches to be paid by Booster Clubs -- Reference KHSAA Bylaw 27)

Principal's Signature: Ed Jones

Date: April 12, 2010





**2009-2010 West Jessamine High School  
ACTUAL EXPENDITURES - PROGRAM COMPARISON CHART 2 - ( Form T36)  
TO INCLUDE BOOSTER CLUB FUNDING**

KHSAA Form T36  
REV. 11/09

Sports	Equipment and supplies		Travel		Awards		Coaches' salaries (to include supplemental and extended employment; dollar amount required)			Facilities improvements		Publications (if sport-specific)	
	Expenditures		Expenditures		Expenditures		Expenditures			Expenditures		Expenditures	
	School	Booster	School	Booster	School	Booster	School	# Coaches for all levels / # Teams for all levels	School	Booster	School	Booster	School
G track	5901	1096	2132	-0-	1510	765	3645	4 / 2	140	-0-	30	-0-	30
B track	5901	1095	2132	-0-	1486	765	3645	3 / 2	140	-0-	30	-0-	30
G tennis	2348	-0-	1338	-0-	144	-0-	1870	2 / 1	-0-	-0-	-0-	-0-	-0-
B tennis	2348	-0-	1216	-0-	130	-0-	1870	2 / 1	-0-	-0-	-0-	-0-	-0-
G volleyball	1795	2043	3004	3831	418	1535	4645	2 / 3	-0-	-0-	-0-	-0-	-0-
B wrestling	N/A	N/A	N/A	N/A	N/A	N/A	N/A	N/A	N/A	N/A	N/A	N/A	N/A
G (list sport)	N/A	N/A	N/A	N/A	N/A	N/A	N/A	N/A	N/A	N/A	N/A	N/A	N/A
B football	7187	3557	3375	3765	271	2714	26940	7 / 2	-0-	-0-	60	-0-	60
G (list sport)	N/A	N/A	N/A	N/A	N/A	N/A	N/A	N/A	N/A	N/A	N/A	N/A	N/A
B (list sport)	N/A	N/A	N/A	N/A	N/A	N/A	N/A	N/A	N/A	N/A	N/A	N/A	N/A

1. Total expenditures on T-35 and T-36 on the 2009-2010 year report due by April 15, 2010, should reflect the total monies spent (rounded off to nearest dollar) for the entire school year of 2008-2009 ending June 30, 2009.

2. Booster Club Funding/Contributions must be included in the above expenditures totals. Indicate percentage of total expenditures for each gender: (if disparities are obvious, list on your Corrective Action Plan (T-60) what action you will take to correct the problem.)

Gender	Expenditures	Percentage
Boys	\$ 220,206.	57% (\$694.66/male athlete)
Girls	\$ 164,870.	43% (\$586.73/female athlete) {- \$108/female}
Total: \$ 385,076.		100%

Principal's Signature: Eol Jones Date: April 12, 2010



**2009-2010 KHSAA TITLE IX ATHLETICS AUDIT (Form T-41)  
Checklist - Overall Interscholastic Athletics Program**

KHSAA Form T41  
Rev. 11/09

**DIRECTIONS:**

For the Areas of Compliance (Opportunities and Benefits) listed on the left hand side of the page, place a checkmark under the appropriate column identifying whether your school provided an advantage to the Girls' Program, or to the Boys' Program or to Neither Program. A review of T-35 and T-36 spending patterns might be helpful in completing this form.

Areas of Compliance:	ADVANTAGE TO:		
	GIRLS' PROGRAM	BOYS' PROGRAM	NEITHER PROGRAM
<b>OPPORTUNITIES</b>			
Accommodation of Interest and Abilities		XX ? →	
<b>BENEFITS</b>			
Equipment and Supplies		X (-\$108/female athlete)	
Scheduling of Games and Practice Time			XX
Travel and Per Diem Allowances (See T-60 for explanation of BSB/SFT and Boys/Girls Basketball differences)			XX
Coaching		XX ? →	
Locker Rooms, Practice and Competitive Facilities			XX
Medical and Training Facilities and Services			XX
Publicity		XX ? →	
Support Services			XX
Housing and Dining			XX
Tutoring			XX
Athletic Scholarships			XX

**If an advantage/inequity is indicated, corrective action should be shown on the Corrective Action Plan, Form T-60.**

Principal's Signature: Ed Jones

Date: April 12, 2010

COLUMN 1 ITEM FOR CORRECTION/ IMPROVEMENT	COLUMN 2 SUGGESTED CHANGE/ ACTIVITIES	COLUMN 3 TIME TABLE FOR CORRECTIVE ACTION/ AND OR COMPLETION DATE
<p><u>Travel and Per Diem Allowances:</u></p> <p>1. There were some differences in the baseball &amp; softball travel expenditures. Both teams traveled out of state for spring break (baseball: Cocoa, FL, softball Nashville, TN &amp; Huntsville, Alabama). Baseball traveled w/both the JV &amp; Varsity teams on a chartered bus while the softball team took the Varsity only and traveled by school vans. (the number of varsity softball players did not justify the added expense of taking a charter bus for 13 players and 2 coaches)</p> <p>2. Boys Basketball travel was significantly more than Girls' Basketball.</p>	<p>1. The baseball teams played in Cocoa, FL where there was both JV and Varsity teams to play. The softball team played in TN and Alabama were Varsity only tournaments.</p> <p>2. Boys' Basketball played in and won the 2009 12<sup>th</sup> Region Boys' Basketball Tournament and made it to the State Tournament Semi-Finals (Final 4). The Girls' Basketball was beaten out of post-season play in the 1<sup>st</sup> round of District.</p>	<p>1. Monitor the travel of the softball team and see if can find a JV Tournament during spring break for them to travel to at the same place as the varsity team to justify the added expense of a charter bus.</p> <p>2. Have hired a new girls' basketball coach and he has inspired and encouraged a harder work ethics and dedication by the girls basketball team. Monitor the progress and hopefully this will transfer into the girls' team making it to the State tournament.</p>
<p><u>Publicity:</u></p> <p>1. Boys' Basketball team has a 4'x8' photo of the Final 4 2009 KHSAA State Tournament Team displayed in their playing area and no other Girls' Championship Team has a Giant Photo displayed in their playing area or the gym.</p>	<p>1. Have made and display a Giant Photo of every team that has made it to the KHSAA State Championships in their playing area or the gym area.</p>	<p>1. As soon as possible for the past teams that have competed in the KHSAA State Championships and within 6 months after any future team that competes in the KHSAA State Championships.</p>
<p><u>Practice Facilities:</u></p> <p>1. Even though the practice area for the fast pitch softball team is sufficient it was requested that a practice infield be built for added practice area.</p>	<p>1. Build a practice infield for the fast pitch softball team in the area at the end on the Tennis Courts.</p>	<p>1. To be completed during the 2010 season. Have talked to the District AD to have top soil or equivalent put in the area to finish the project.</p>

Principal's Signature: Eel Jones

Date: April 12, 2010

COLUMN 1 ITEM FOR CORRECTION/ IMPROVEMENT	COLUMN 2 SUGGESTED CHANGE/ ACTIVITIES	COLUMN 3 TIME TABLE FOR CORRECTIVE ACTION/ AND OR COMPLETION DATE
<p><b>Accommodation of Interest and Abilities:</b> 1. Even though we are accommodating the interest of our students, we must strive to make the athletic environment more inviting to our female population by continuing to look to increase the sport offerings and encouragement of the existing population to become involved in existing sports. (Female participation is 1.7% under the Male participation: Even though we started <b>Varsity Bowling</b> as an interscholastic sport. 2. Archery as an interscholastic sport per survey.</p>	<p>1. Continue to checking into adding freshman girls' soccer team. 2. Continue to actively publicize sport opportunities for all student/athletes at West Jessamine High School. 3. Started <b>Bowling</b> as a Varsity Sport for both males and females. Elevate it as soon as KHSAA completes the details and adds it as a recognized sport for post season play. Start JV Girls' Bowling. 4. Check into adding Archery as an interscholastic sport.</p>	<p>1. Check during the 2010-11 school year with teams in our area if they have the numbers needed to start a freshman girls' soccer team for the 2012 season 2. Continue to announce games, scores, etc... on the morning announcements and the WJHS Web-Site and have these announced on the e-mail announcements to parents during the school year. 3. Continue to announce when try-outs for each team is going to begin over the morning announcements &amp; e-mail announcements, make brochures/posters to place around the school. 4. Continue to advertise/announce when the recognition banquets are for each sport. 5. Archery &amp; Bowling per T-3 explanation during 2010-11.</p>
<p><b>Equipment and Supplies</b> 1. To insure quality uniforms &amp; equipment for all teams. 2. There was found to be a {- \$108/female} athlete expenditures.</p>	<p>1. Quality uniforms &amp; equipment for all teams. 2. Increase girls' team budget/expenditures 3. Continue to monitor booster clubs expenditures on a monthly basis.</p>	<p>1. Continue to monitor all purchases of the booster clubs and the athletic department to ensure that all teams receive quality uniforms as per the uniform replacement cycle and the teams purchase the highest quality protective equipment when needed. 2. Increase girls' team budget/expenditures for the 2010-2011 school year. 3. Monitor booster clubs expenditures on monthly reports to the athletic director. Have booster clubs submit a request for all purchases prior to ordering items to the athletic director and principal to better monitor expenditures. The athletic director and principal shall okay all of these purchases prior to the booster club purchasing the items.</p>
<p><b>Coaching:</b> 1. Boys' teams show a slight advantage in the number of paid and volunteer assistant coaches.</p>	<p>1. Increase the number of assistant coaches helping the girls' teams.</p>	<p>1. Advertise, have the head coach of each girls' team recruit more paid/volunteer assistant coaches</p>

Principal's Signature: Ed Jones

Date: April 12, 2010



**INTERSCHOLASTIC ATHLETICS  
SURVEY (FORM T-63)  
Summary of Student Responses**

*KHSAA Form T63  
Rev. 11/09  
Page 1/3*

**School Year:** 2009-10

**School Name:** West Jessamine High School

**Enrollment**  
**1027** (9-12 Grade): (SHOULD AGREE WITH FORM T-1, COLUMN 1, ROW 3)

**640** **Number of 9-11 Grade Students Surveyed:**

**254** **Number of 8<sup>th</sup> Grade Students Surveyed:**

**Date:** March 9, 2010

**Completed By:** Mark Miracle and Dean Geary

**Instructions:**

1. Summarize the Student Athletics Interest Surveys Form T-61 by listing the total number of responses on the line next to each sport.
2. Under the Other Category please provide a listing of the sports as well as the number of students who are interested in participating.
3. Please sign and date this Summary Form (T-63) and mail this Summary Form only to the KHSAA by April 15. Do not mail the student surveys (Form T-61). However, these Forms should be maintained in your files in the event they are requested subsequently.

894 Number of Surveys

882 Total Returned (*A minimum of 80% return is expected*) **98.6% Returned**

8-11 Grades Surveyed (*Should be grades 9-11 and 8<sup>th</sup> grade if school has a feeder system*)

Who Administered The Survey? Teachers at WJHS and WJMS

How Was The Survey Administered? 8<sup>th</sup> grade: during Advisory, 9-11: after the ACT for the 11<sup>th</sup> and in assemblies for the 9<sup>th</sup> & 10<sup>th</sup>

Give details on how it was administered and to which school group, Example: English classes, or all home rooms, etc. or advisee/advisor?)

**KHSAA Sanctioned Fall Sports** (*List Total Number of Participation Responses*)

16 Cross Country (Girls)

32 Cross Country (Boys)

138 Football (Boys)

21 Golf (Girls)

24 Golf (Boys)

57 Soccer (Girls)

74 Soccer (Boys)

75 Volleyball (Girls)

**Winter Sport** (*List Total Number of Participation Responses*)

<u>55</u>	Basketball (Girls)
<u>120</u>	Basketball (Boys)
<u>90</u>	Indoor Track (Girls)
<u>41</u>	Indoor Track (Boys)
<u>38</u>	Swimming & Diving (Girls)
<u>14</u>	Swimming & Diving (Boys)
<u>26</u>	Wrestling (Boys)

**Spring Sport** (*List Total Number of Participation Responses*)

<u>109</u>	Baseball (Boys)
<u>54</u>	Fast Pitch Softball (Girls)
<u>58</u>	Tennis (Girls)
<u>37</u>	Tennis (Boys)
<u>44</u>	Track (Girls)
<u>60</u>	Track (Boys)

**Non-KHSAA Championship Sports** (*From Student Survey T-61 Question 10*)

<u>59</u>	Archery
<u>14</u>	Field Hockey
<u>92</u>	Bowling
<u>14</u>	Gymnastics (Boys)
<u>39</u>	Gymnastics (Girls)
<u>22</u>	Ice Hockey
<u>10</u>	Lacrosse (Boys)
<u>22</u>	Lacrosse (Girls)
<u>36</u>	Rifle
<u>22</u>	Rodeo
<u>7</u>	Slow Pitch Softball
<u>15</u>	Volleyball (Boys)
<u>0</u>	Water Polo
<u>52</u>	Weightlifting
<u>22</u>	Other sports not listed _____

**Number of Students who participate in Intramural Sports**

(*From Student Survey T-61 Question 5*)

<u>Sport</u>	<u>Number</u>
<b>We do not offer any Intramurals at WJHS</b>	

**List Intramural Sports students are interested in adding:**  
 (From Student Survey T-61 Question 6)

<u>Sport</u>	<u>Number</u>
Tennis	11
Volleyball	11
Soccer	15

**Participation in Non-School Sports Activities**  
 (From Student Survey T-61 Question 7)

<u>Sport</u>	<u>Number</u>
Skateboarding: 12	Football: 10
Volleyball: 7	Dance:10
Tennis: 9	Cheerleading:10
Swimming: 9	Basketball: 45
Softball: 14	Baseball: 11
Soccer: 51	

**Reasons for not participating in interscholastic athletics**  
 (From Survey Question 8)

- 53 I prefer other activities such as band, chorus, etc.
- 136 I don't have time
- 46 The practice schedules and game times are inconvenient
- 40 The sport I like isn't offered
- 17 It's too expensive
- 16 I prefer to participate in club or intramural sports
- 46 Working
- 57 Other: \_\_\_\_\_

**Student Suggestions to encourage participation**

**Encourage more school spirit (pep rally)**

**Make less expensive**

**Make more fun**

**Advertise more**

  
 \_\_\_\_\_  
 Principal's Signature

**April 12, 2010**  
 \_\_\_\_\_  
 Date

**Johnston, Kathy (Bourbon County)**

---

**From:** Johnston, Kathy (Bourbon County) **Sent:** Mon 5/10/2010 3:42 PM  
**To:** Geary, Dean - WJHS Teacher  
**Cc:**  
**Subject:** RE: Title IX T-3  
**Attachments:**

thanks, Dean.

Also, be sure to add the same information, below, to your main copy of the T-3 form.

thanks,

Kathy

---

**From:** Geary, Dean - WJHS Teacher  
**Sent:** Mon 5/10/2010 1:38 PM  
**To:** Johnston, Kathy (Bourbon County)  
**Subject:** Title IX T-3

Kathy,

Per our conversation on the T-3;

BOYS

1. Yes, Archery
2. Yes, JV Bowling
3. N/A
4. Yes, JV Bowling
5. Not sure on Archery

Dean Geary, MS, ATC, Co-AD

West Jessamine High School

2101 Wilmore Road

Nicholasville, KY 40356

dean.geary@jessamine.kyschools.us

School: 859/887-2421, ext 137

Cell: 859/221-9116

Fax: 859/887-8854