

**KHSAA TITLE IX
ANNUAL REPORT SUBMISSION
STATUS REPORT
2009-2010**

KHSAA
Form T65
Revised 4/09

TO: KHSAA Member School Superintendents, Principals, and Athletic Directors

FROM: Brigid L. DeVries, Commissioner
Darren Bilberry, Assistant Commissioner

DATE: May 14, 2010

School	Whitefield Academy	Reviewed by	Gary W. Lawson
--------	--------------------	-------------	----------------

The following is a status report regarding the required 2009-2010 Title IX Annual Report submission of forms due into the KHSAA office by April 15, 2010. Appropriate KHSAA Audit Team personnel have reviewed these forms and the following is a summary of this review.

I. Checklist of Forms properly submitted in a satisfactory manner:

X	GE 19 (Annual Verification)	X	T-35 (Budget Expenses)
X	T-1 (Summary Program Chart 1)	X	T-36 (Budget Expenses)
X	T-2 (Summary Program Chart 2)	X	T-41 (Checklist – Overall Interscholastic Program)
X	T-3 (Summary Program Chart 3)	X	T-60 (Corrective Action Plan)
X	T-4 (Summary Program Chart 4)	X	T-63 (Interscholastic Survey Results)

II. Status

A.	X	2009-2010 Forms are satisfactory and no further information or action is necessary at this time.
B.		Errors have been noted with respect to the following forms:
C.		The following forms were omitted and must be submitted by school representatives:
D.	X	According to the 2009-2010 data, the school appears to be meeting the standards established in: <input checked="" type="checkbox"/> Test 1 (Athletic participation is proportionate to enrollment) <input checked="" type="checkbox"/> Test 2 (History and continuing practice of program expansion) <input checked="" type="checkbox"/> Test 3 (Full and effective accommodation of interests and abilities)
E.	X	Other Recommendation and Comments: According to data, calculations, and responses submitted, the school is meeting the standards established in all three tests for the provision of athletic opportunities. The responses on the T-3 form appear to be supported by the information compiled from the most recent student athletic interest survey. The school's T-35 and T-36 forms indicate that total athletic spending is well within acceptable parameters for the provision of parity. School officials are reminded that KHSAA recommends that each school's Gender Equity Review Committee have student athletes as part of their membership.

TITLE IX FORMS - T50



**KHSAA TITLE IX RE-VISIT
(FORM T-50)
2009-2010 SCHOOL YEAR**

KHSAA Form T50
Rev. 11/09
Page 1 of 2

School Name: Whitefield Academy

The following persons are to be identified:

School District Title IX Coordinator:

Name	
Professional Title	
Phone	

School	

111 Fegenbush Lane, Lou., KY 40228

*Need number of students surveyed on the T-63 form (top)
Called left message on 5-14-10*

The following sign _____ certify the authenticity of the documents included and certify to the KHSAA that the following is an accurate and true representation of the facts surrounding compliance with 20 V.S.C. Sections 1681-1688, it. Seq. (also known as Title IX).

	SIGNATURE	DATE
Principal		
School Title IX Coordinator		
Superintendent		
District Title IX Coordinator		
School Board Chairperson		

TITLE IX FORMS - T50



KHSAA TITLE IX RE-VISIT (FORM T-50) 2009-2010 SCHOOL YEAR

KHSAA Form T50
Rev. 11/09
Page 2 of 2

(Continued)

School Name: Whitefield Academy

Gender Equity Review Committee Members:

MEMBER NAME	TITLE	SIGNATURE	DATE	(✓)*
Marsha Boggs	Parent	<i>Marsha Boggs</i>		✓
Donna Bolton	Athletic Secretary	<i>Donna Bolton</i>		✓
Norman Huebner	Coach	<i>Norman Huebner</i>		✓
JoAnn Gardner	Parent	<i>JoAnn Gardner</i>		✓
Danny Lethco	Parent	<i>Danny Lethco</i>		✓
Chad Carr	Coach/Parent	<i>Chad Carr</i>		✓
Jacob Saltsman	AD	<i>J. Saltsman</i>		✓

- Please check (✓) if Gender Equity Review Committee members have reviewed this final submission.

TITLE IX FORMS - GE19



KENTUCKY HIGH SCHOOL ATHLETIC ASSOCIATION 2009-2010 ANNUAL VERIFICATION OF TITLE IX PROCEDURES

KHSAA Form GE19
Rev. 04/09

(To be submitted by April 15, 2010 along with other required forms)

The Whitefield Academy High School, Louisville, Kentucky
(Name of High School) (City)

certifies to the Kentucky High School Athletic Association that the following is an accurate and true representation of the facts surrounding compliance with 20 U.S.C. Sections 1681-1688, et. Seq. (also known as Title IX). I certify the following provisions in accordance with records at the school contained in the permanent Title IX file, at least one copy of which must be maintained in the Principal's office, and to the best of my knowledge have completed the following tasks:

- I. Established a gender equity committee at the high school. (List committee personnel and provide attachment if necessary)

Name	Address	Phone	Title
Marsha Boggs	6802 Shibley Avenue, Lou. KY	502 239-1402	Parent
Donna Bolton	1817 E. Park Pl., Jeffersonville, IN	812 725-2555	Athletic Secretary
Norman Huebner	5508 Pavillion Way, Lou. KY	502 231-6071	Coach
JoAnn Gardner	7312 Highview Dr., Lou., KY	502 231-2678	Parent
Jacob Saltsman	7508 Watterson Trl., Lou., KY	502 609-2586	Athletic Director
Danny Lethco	9605 Farmstead Ln., Lou., KY	502 231-1414	Parent
Chad Carr	5403 Wild Horse Ct., Lou., KY	502 962-9281	Coach / Parent

- II. Scheduled a minimum of three meetings during the 2009-2010 school year on the following dates:

August 12
November 12
March 11

- III. Designated the following person(s) as the Title IX coordinator for the school:


Name	Title	Address	Phone
Jacob Saltsman	Athletic Director	7508 S. Watterson Trl.	502 609-2586

- IV. Designated the following person(s) as the Title IX coordinator for the district:

Name	Title	Address	Phone
Jacob Saltsman	Athletic Director	7508 S. Watterson Trl.	502 609-2586

School personnel are continuing to make periodic reviews of the boys' and girls' athletics program reflected in the Corrective Action Plan.

In addition to the above information, the above referenced school maintains a complete permanent file relative to Title IX records including copies of the self-assessment audit, all corrective action plans, and other related materials.


Principal's Signature

4-15-10 2010
Date

Superintendent Signature

School Board Chairpersons' Signature

(Send original copy to KHSAA - Maintain duplicate in Title IX school folder)

TITLE IX FORMS - T1

2009-2010

KHSAA Form T1
Rev. 11/09



ACCOMMODATION OF INTERESTS AND ABILITIES SUMMARY PROGRAM CHART (Form T-1)

Participation Opportunities: Test One - Proportionality

		(Column 1)	(Column 2)	(Column 3)	(Column 4)
	Program	Enrollment	Percentage of Total Enrollment	Number of Interscholastic Participants (double and triple count)	Percentage of Total Participation
Row 1	GIRLS	109	52%	144	51%
Row 2	BOYS	101	48%	140	49%
Row 3	Totals	210	100%	284	100%

Instructions:

*Number of 8th grade students & below used in Column 3 and Column 4 calculations: 20

- Determine the total number of girls enrolled, (place in Row 1, Column 1). Determine the total number of boys enrolled, (place in Row 2, Column 1).
- Add the total number of girls and boys enrolled to determine total enrollment, (place in Row 3, Column 1).
- Calculate the percentage of total enrollment that is female. (Divide Row 1, Column 1 by Row 3, Column 1 and place in Row 1, Column 2.) Calculate the percentage of total enrollment that is male. (Divide Row 2, Column 1 by Row 3, Column 1 and place in Row 2, Column 2.) Note: Row 1, Column 2 plus Row 2, Column 2 should total 100%.
- Ask coaches to confirm the names of those individuals who are on the team as of the first **date of regular season competition**, and cross out the names of those who were cut from the team or quit the team prior to the first regular season competitive event. Determine the total number of interscholastic athletics participants that are girls, (and place in Row 1, Column 3). In order to determine the total number of athletics participants, an individual should be counted each time he or she participates on a team. For example, if Jane Doe competes on the varsity volleyball team, the junior varsity volleyball team, the junior varsity basketball team, and the varsity softball team, she should be counted as four participants (**do not include club or intramural sports participants, cheerleaders, dance teams, or pom squads**). Calculate the same way for boys and girls. * In addition, should 8th grade students and below play on a Freshman, Junior Varsity, or Varsity team, they should also be counted for each team and sport on which they participate. If applicable, please asterisk in the above notation as to how many 8th grade students & below are included in the totals.
Using the same procedure, determine the total number of interscholastic athletic participants that are boys, (and place in Row 2, Column 3). Add Row 1, Column 3 plus Row 2, Column 3 to get total participants and place in Row 3, Column 3.
- Calculate the percentage of female participation. (Row 1, Column 3 divided by Row 3, Column 3 and place in Row 1, Column 4.) Calculate the percentage of male participation. (Row 2, Column 3 divided by Row 3, Column 3 and place in Row 2, Column 4.) Note: Row 1, Column 4 plus Row 2, Column 4 should total 100%.

Note: While being within three percent is not a formal compliance standard, if the percent listed in Row 1, Column 4 is within 3% of Row 1, Column 2, then it provides a good target within which compliance is likely.

Principal's Signature: [Signature] Date: 4-15-10

TITLE IX FORMS - T2

KHSAA Form T2
Rev. 11/09



2009-2010
ACCOMMODATION OF INTERESTS AND ABILITIES
SUMMARY PROGRAM CHART (FORM T-2)
PARTICIPATION OPPORTUNITIES: TEST TWO - PROGRAM EXPANSION

		Column 1	Column 2	Column 3	Column 4	Column 5
Program		Number of Teams Currently Offered	Number of Participants	Number of Teams Added Since the beginning of the 2005-2006 School Year	Current Number of Participants for the 2009-2010 school year who are playing on teams added since the 2005-2006 School Year	Percent of Total Participation By Sex Added Since the beginning of the 2005-2006 School Year
GIRLS Row 1	varsity:	10	106	1	18	
Row 2	j.v.:	3	30	1	22	
Row 3	frosh:	1	8	1	8	
Row 4	total:	14	144	3	48	33
BOYS Row 5	varsity:	9	76	-	-	
Row 6	j.v.:	2	42	2	30	
Row 7	frosh:	2	22	2	22	
Row 8	total:	13	140	4	52	37

- For Column 1, list the number of interscholastic teams offered for girls and boys at each competitive level (varsity, junior varsity, and freshman). For girls, total each of the entries in Rows 1, 2, and 3 into Row 4. For boys, total Rows 5, 6, and 7 into Row 8.
- For Column 2, list the number of participants at each level. For girls, total each of the entries in Rows 1, 2, and 3 into Row 4. For boys, total Rows 5, 6, and 7 into Row 8. Note: The totals in Row 4 for girls and in Row 8 for boys must be the same as the totals in Form T-1, Column 3, Rows 1 and 2 respectively.
- For Column 3, list the number of interscholastic teams that have been added in the last five years at each competitive level. Count each team added during the 5 year period only one time. e.g. Girl's junior varsity soccer was added 3 years ago, count the team only once, not 3 times. For girls, total the entries in Rows 1, 2, and 3 into Row 4. For boys, total Rows 5, 6, and 7 into Row 8.
- For Column 4, list the number of participants that are currently on each level of the teams that were added in the last five years. If a team was added previously but no longer exists, there are no current participants to be added for that team. For girls, total the entries in Rows 1, 2, and 3 into Row 4. For boys, total Rows 5, 6, and 7 into Row 8.
- For Column 5, calculate the percentage of participants that have been added in the last five years. For girls, take the number in Column 4, Row 4 and divide by the number in Column 2, Row 4. For boys, take the number in Column 4, Row 8 and divide it by the number in Column 2, Row 8.
- Note: if the percentage of current participants added in the last five years is 25% or greater for the underrepresented sex (most likely girls), compliance with Test Two may be possible. If less than 25%, then compliance with Test Three should be analyzed. CAUTION: 25% is not a formal compliance standard.**

Principal's Signature: _____

Date: 4-15-10

TITLE IX FORMS - T3



2009-2010
**ACCOMMODATION OF INTERESTS AND ABILITIES
 SUMMARY PROGRAM CHART (FORM T-3)**

KHSAA Form T3
 Rev. 1/09


Participation Opportunities Test Three Full Accommodation

FOR ANY QUESTION ANSWERED "YES" IDENTIFY THE RESPECTIVE SPORT(S).

	GIRLS (Yes / No)		BOYS (Yes / No)
1. Based on the responses from your most recent student survey, is there sufficient interest to form a viable interscholastic team for a sport not currently offered? If yes, what sport?	No		No
2. For a sport not currently offered at the varsity level, is there sufficient interest based on your most recent Student Interest Survey to form a viable team for an interscholastic freshman team or junior varsity team?	No		No
3. For a sport currently offered at the interscholastic Junior Varsity or freshmen level, is there sufficient interest, based on your most recent Student Interest Survey, to form a varsity team?	No		No
4. If you answered YES to question (1), (2), or (3), are there enough high schools in the geographic area offering the sport (at the appropriate level) to allow for the development of a reasonable schedule of competition?	No		No
5. If you answered YES to question (1), (2), (3), or (4), are there enough high schools in the geographic area offering the sport (at the appropriate level) to allow for the development of a reasonable schedule of competition?	—		—

Remember, test three – full accommodation means addressing the unmet interest of the underrepresented sex (most likely girls), not the overrepresented sex (most likely boys).

Plans to Address Interest:

Principal's Signature :  Date: 4-15-10

TITLE IX FORMS - T4



2009-2010
**ACCOMMODATION OF INTERESTS AND ABILITIES
 SUMMARY PROGRAM CHART (FORM T-4)**

KHSAA Form T4
 Rev. 11/09

Levels of Competition Test One

		Column 1	Column 2	Column 3
Girls	Team Levels	Number of Teams Currently Offered	Number of Participants	Percentage of Participants at Each Level
Row 1	varsity:	10	106	74
Row 2	j.v.:	3	30	21
Row 3	frosh:	1	8	05
Row 4	total:		144	100%
Boys				
Row 5	varsity:	8	76	54
Row 6	j.v.:	2	42	30
Row 7	frosh:	2	22	16
Row 8	total:		140	100%

- Column 1, list the number of interscholastic teams offered for girls and boys at each competitive level; varsity, junior varsity, and freshman. (Refer to Form T-2, Accommodation of Interests and Abilities, Summary Program Chart 2, Column 1.)
- For Column 2, list the number of participants at each level. For girls, total the entries in Rows 1, 2, and 3 into Row 4. For boys, total the entries in Rows 5, 6, and 7 into Row 8. (Refer to Form T-2, Accommodation of Interests and Abilities, Summary Program Chart 2, Column 2.)
- For Column 3, calculate the percentage of female and male participants at each level.
 For girls' varsity, junior varsity, and frosh, respectively:
 - Divide Column 2, Row 1 by Column 2, Row 4, and place the percentage in Column 3, Row 1
 - Divide Column 2, Row 2 by Column 2, Row 4, and place the percentage in Column 3, Row 2.
 - Divide Column 2, Row 3 by Column 2, Row 4, and place the percentage in Column 3, Row 3.
 For boys' varsity, junior varsity, and frosh, respectively:
 - Divide Column 2, Row 5 by Column 2, Row 8, and place the percentage in Column 3, Row 5.
 - Divide Column 2, Row 6 by Column 2, Row 8, and place the percentage in Column 3, Row 6.
 - Divide Column 2, Row 7 by Column 2, Row 8, and place the percentage in Column 3, Row 7.

Principal's Signature:  Date: 4-15-10

TITLE IX FORMS - T35

2009-2010

ACTUAL EXPENDITURES - PROGRAM COMPARISON CHART 1 (FORM T-35) TO INCLUDE BOOSTER CLUB FUNDING

KHSAA Form T35
REV. 11/09



Sports	Equipment and Supplies		Travel		Awards		Coaches' salaries (to include supplemental and extended employment; dollar amount required)		Facilities Improvements		Publications (if sport-specific)	
	Expenditures		Expenditures		Expenditures		Expenditures		Expenditures		Expenditures	
	School	Booster	School	Booster	School	Booster	School	# Coaches for all levels / # Teams for all levels	School	Booster	School	Booster
G basketball	\$150	NA	\$5400	NA	\$250	NA	\$4,500	3-2	-	NA	-	NA
B basketball	\$150	NA	\$650	NA	\$250	NA	\$4,800	3-3	-	NA	-	NA
G softball	\$650	NA	\$200	NA	\$250	NA	\$2,500	3-1	\$1,500	NA	-	NA
B baseball	\$550	NA	\$300	NA	\$250	NA	\$2,500	3-2	\$1,800	NA	-	NA
G cross country	\$75	NA	\$150	NA	\$250	NA	\$1,500	2-1	-	NA	-	NA
B cross country	\$75	NA	\$150	NA	\$250	NA	\$1,500	2-1	-	NA	-	NA
G golf	\$330	NA	-	NA	\$250	NA	\$800	1-1	-	NA	-	NA
B golf	\$330	NA	-	NA	\$250	NA	\$800	1-1	-	NA	-	NA
G soccer	\$300	NA	\$550	NA	\$250	NA	\$4,400	2-2	\$800	NA	-	NA
B soccer	\$300	NA	\$550	NA	\$250	NA	\$4,400	2-2	\$800	NA	-	NA
G swimming	\$125	NA	-	NA	\$250	NA	\$2,000	1-1	-	NA	-	NA
B swimming	\$125	NA	-	NA	\$250	NA	\$2,000	1-1	-	NA	-	NA

1. Total expenditures on T-35 and T-36 on the 2009-2010 year report due by April 15, 2010 of each school year, should reflect the total monies spent (rounded off to nearest dollar) for the entire school year of 2008-2009 ending June 30, 2009.

2. Booster Club Funding/Contributions must be included in the above expenditures total. (Note: It is illegal for coaches to be paid by Booster Clubs - Reference KHSAA Bylaw 27)

Principal's Signature: _____ Date: 4-15-10

TITLE IX FORMS - T36

KHSAA Form T36
REV. 1/09

2009-2010 ACTUAL EXPENDITURES - PROGRAM COMPARISON CHART 2 - (Form T36) TO INCLUDE BOOSTER CLUB FUNDING



Sports	Equipment and supplies		Travel		Awards		Coaches' salaries (to include supplemental and extended employment; dollar amount required)		Facilities improvements		Publications (if sport-specific)	
	School	Booster	School	Booster	School	Booster	School	# Coaches for all levels / # Teams for all levels	School	Booster	School	Booster
G track	\$150	NA	\$250	NA	\$250	NA	\$1,500	2-1	-	-	-	-
B track	\$150	NA	\$250	NA	\$250	NA	\$1,500	2-1	-	-	-	-
G tennis	\$200	NA	-	NA	\$250	NA	\$800	1-1	-	-	-	-
B tennis	\$200	NA	-	NA	\$250	NA	\$800	1-1	-	-	-	-
G volleyball	\$500	NA	\$450	NA	\$250	NA	\$4,200	4-3	-	-	-	-
B wrestling	-	NA	-	NA	-	NA	-	-	-	-	-	-
G (list sport)	-	NA	-	NA	-	NA	-	-	-	-	-	-
B football	-	NA	-	NA	-	NA	-	-	-	-	-	-
G (list sport)	-	NA	-	NA	-	NA	-	-	-	-	-	-
B (list sport)	-	NA	-	NA	-	NA	-	-	-	-	-	-

- Total expenditures on T-35 and T-36 on the 2009-2010 year report due by April 15, 2010, should reflect the total monies spent (rounded off to nearest dollar) for the entire school year of 2008-2009 ending June 30, 2009.
- Booster Club Funding/Contributions must be included in the above expenditures totals. Indicate percentage of total expenditures for each gender: (If disparities are obvious, list on your Corrective Action Plan (T-90) what action you will take to correct the problem.)

Gender	Expenditures	Percentage
Boys	\$26,680	42
Girls	\$36,230	58
Total:	\$62,910	100%

Principal's Signature: _____ Date: 4-15-10

TITLE IX FORMS - T41



2009-2010 KHSAA TITLE IX ATHLETICS AUDIT (Form T-41) Checklist - Overall Interscholastic Athletics Program

KHSAA Form T41
Rev. 11/09

DIRECTIONS:

For the Areas of Compliance (Opportunities and Benefits) listed on the left hand side of the page, place a checkmark under the appropriate column identifying whether your school provided an advantage to the Girls' Program, or to the Boys' Program or to Neither Program. A review of T-35 and T-36 spending patterns might be helpful in completing this form.

Areas of Compliance:	ADVANTAGE TO:		
	GIRLS' PROGRAM	BOYS' PROGRAM	NEITHER PROGRAM
OPPORTUNITIES			
Accommodation of Interest and Abilities			X
BENEFITS			
Equipment and Supplies			X
Scheduling of Games and Practice Time			X
Travel and Per Diem Allowances			X
Coaching			X
Locker Rooms, Practice and Competitive Facilities			X
Medical and Training Facilities and Services			X
Publicity			X
Support Services			X
Housing and Dining			X
Tutoring			X
Athletic Scholarships			X

If an advantage/inequity is indicated, corrective action should be shown on the Corrective Action Plan, Form T-60.

Principal's Signature: _____

Date: _____

4-15-10

TITLE IX FORMS - T60

Khsaa Form T60
Rev. 1/09



SCHOOL NAME Whitefield Academy

2009-2010 TITLE IX CORRECTIVE ACTION PLAN (FORM T-60)

DIRECTIONS:

1. For Column 1, indicate the intended area (Opportunities or Benefits) which needs corrective action in order to achieve gender equity. For Column 2, write the suggested change or activities that will correct the area in need of alteration. For Column 3, include the estimated completion date for the changes or activities.
2. It is possible to attain compliance with Title IX and no longer need "corrective" action. However, the KHSAA strongly encourages compliant schools to identify items for improvement (Column 1), activities to accomplish the improvement (Column 2) and a timetable for completion (Column 3) that will strengthen the athletic program.
3. You may copy this form as needed. Please attach corrective action plans along with audit forms and submit by April 15, 2010.

COLUMN 1 SPECIFIC ITEM FOR CORRECTION/IMPROVEMENT	COLUMN 2 PLAN FOR SUGGESTED CHANGE	COLUMN 3 START DATE AND COMPLETION DATE OF CORRECTIVE ACTION
Softball Field	Continue improvement of playing surface.	Summer 2010
Baseball Field	Correct surface of infield for better drainage.	Spring 2011
Weight Room	Continue improvement of newer equipment for total body.	Summer 2010

Principal's Signature:  Date: 4-15-10

TITLE IX FORMS - T63



INTERSCHOLASTIC ATHLETICS SURVEY (FORM T-63) Summary of Student Responses

KHSAA Form T63
Rev. 11/09
Page 1/3

School Year: 2009-10

School Name: Whitefield Academy

Enrollment
(9-12 Grade): 210 (SHOULD AGREE WITH FORM T-1, COLUMN 1, ROW 3)

Number of 9-11 Grade Students Surveyed: _____

Number of 8th Grade Students Surveyed: _____

Date: _____

Completed By: _____

Instructions:

1. Summarize the Student Athletics Interest Surveys Form T-61 by listing the total number of responses on the line next to each sport.
2. Under the Other Category please provide a listing of the sports as well as the number of students who are interested in participating.
3. Please sign and date this Summary Form (T-63) and mail this Summary Form only to the KHSAA by April 15. Do not mail the student surveys (Form T-61). However, these Forms should be maintained in your files in the event they are requested subsequently.

210 Number of Surveys

200 Total Returned (A minimum of 80% return is expected)

8th-11th Grades Surveyed (Should be grades 9-11 and 8th grade if school has a feeder system)

Who Administered The Survey? Homeroom

How Was The Survey Administered? Each student given survey to complete.

Give details on how it was administered and to which school group, Example: English classes, or all home rooms, etc. or advisee/advisor?)

KHSAA Sanctioned Fall Sports (List Total Number of Participation Responses)

9 Cross Country (Girls)

7 Cross Country (Boys)

11 Football (Boys)

6 Golf (Girls)

8 Golf (Boys)

13 Soccer (Girls)

21 Soccer (Boys)

40 Volleyball (Girls)

TITLE IX FORMS - T63

Winter Sport (List Total Number of Participation Responses)

KHSAA Form T-63
Rev. 11/09
Page 2/3

25 Basketball (Girls)
31 Basketball (Boys)
7 Indoor Track (Girls)
10 Indoor Track (Boys)
5 Swimming & Diving (Girls)
1 Swimming & Diving (Boys)
4 Wrestling (Boys)

Spring Sport (List Total Number of Participation Responses)

32 Baseball (Boys)
11 Fast Pitch Softball (Girls)
11 Tennis (Girls)
15 Tennis (Boys)
7 Track (Girls)
10 Track (Boys)

Non-KHSAA Championship Sports (From Student Survey T-61 Question 10)

11 Archery
7 Field Hockey
9 Bowling
2 Gymnastics (Boys)
11 Gymnastics (Girls)
4 Ice Hockey
16 Lacrosse (Boys)
9 Lacrosse (Girls)
13 Rifle
4 Rodeo
2 Slow Pitch Softball
9 Volleyball (Boys)
0 Water Polo
7 Weightlifting
 _____ Other sports not listed _____

Number of Students who participate in Intramural Sports (From Student Survey T-61 Question 5)

<u>Sport</u>	<u>Number</u>
NA	NA

TITLE IX FORMS - T63

List Intramural Sports students are interested in adding:
(From Student Survey T-61 Question 6)

KHSAA Form T63
Rev. 11/09
Page 3/3

<u>Sport</u>	<u>Number</u>


Participation in Non-School Sports Activities
(From Student Survey T-61 Question 7)

<u>Sport</u>	<u>Number</u>

Reasons for not participating in interscholastic athletics
(From Survey Question 8)

- 14 I prefer other activities such as band, chorus, etc.
- 20 I don't have time
- 2 The practice schedules and game times are inconvenient
- 8 The sport I like isn't offered
- It's too expensive
- I prefer to participate in club or intramural sports
- 14 Working
- 10 Other: _____

Student Suggestions to encourage participation


Principal's Signature

4-15-10
Date

TITLE IX FORMS - T70

KHSAA Form T70
Rev. 11/09
Page 1 of 3

KHSAA TITLE IX RE-VISIT PARTICIPATION OPPORTUNITIES- SUMMARY CHART (Form T-70) 2009-2010 SCHOOL YEAR



SCHOOL	ATHLETIC PARTICIPATION OPPORTUNITIES				TEST III (Interest)
	TEST I (Proportionality)	COLUMN 2	COLUMN 3	TEST II (History)	
	COLUMN 1 PERCENTAGE OF TOTAL ENROLLMENT BY GENDER	COLUMN 2 PERCENTAGE OF TOTAL PARTICIPATION BY GENDER	COLUMN 3 PERCENT OF TOTAL PARTICIPATION BY GENDER ADDED IN THE PAST 5 YEARS	COLUMN 4 BASED ON RESPONSES TO THE 2008-2009 INTERSCHOLASTIC SURVEY, WAS THERE SUFFICIENT INTEREST TO FORM A VIABLE INTERSCHOLASTIC TEAM NOT ALREADY PROVIDED? (Yes/No) IF YES, IDENTIFY THE SPORT(S)	
SCHOOL YEAR:					
2004-2005					
2005-2006					
2006-2007	51	49	28		N/A
2007-2008	52	51	33		Yes- JV/Fr Volleyball/Basketball
2008-2009	52	51	33		No
SCHOOL YEAR:					
2004-2005					
2005-2006					
2006-2007	49	51	32		N/A
2007-2008	48	49	37		No
2008-2009	48	49	37		No

Principal's Signature

TITLE IX FORMS - T71

KHSAA Form T71
Rev. 11/09
Page 1 of 3

KHSAA TITLE IX RE-VISIT BENEFITS - SUMMARY CHART 1, (Form T-71) 2009-2010 SCHOOL YEAR



School Whitefield Academy

	SCHEDULING				COACHING		SUPPORT SERVICES			
	2008-2009	2009-2010	2009-2009	2009-2010	2009-2009	2009-2010	2008-2009	2008-2009	2008-2009	2008-2009
	COLUMN 1 NUMBER OF SCHEDULED REGULAR SEASON VARSITY CONTESTS	COLUMN 2 NUMBER OF HOME "PRIME DATE" CONTESTS (either Friday, Saturday or Sunday)	COLUMN 3 EXPENDITURES FOR ALL COACHES' SALARIES*	COLUMN 4 IS THE HEAD COACH EMPLOYED FULL-TIME ON-CAMPUS? (Y/N)	COLUMN 5 EXPENDITURES FOR EQUIPMENT AND SUPPLIES*	COLUMN 6 EXPENDITURES FOR ANNUAL DUES AND FEES, CLINICS, CAMPS, WORKSHOPS, SEMINARS, COACHES ASSOC., ETC.*	COLUMN 7 EXPENDITURES FOR PROMOTIONS/ RECOGNITION* (PUBLICITY, AWARDS, BANQUETS, ETC.)	COLUMN 8 EXPENDITURES FOR TRAVEL & PER DIEM*		
G basketball	23	4	7557	N	444	75	125	1960		
B basketball	23	4	3500	N	444	155	125	2685		
G softball	12	4	3000	N	0	140	40	0		
B baseball	29	26	500	N	164	55	76	1,140		
G cross country	9	9	500	N	22	43	33	0		
B cross country	9	9	1213	N	22	43	33	0		
G golf	15	16	1213	N	276	10	34	0		
B golf	19	17	1213	N	276	10	34	0		
G soccer	15	15	3500	N	25	55	112	620		
B soccer	17	15	3500	N	25	20	112	480		

* - Round off Expenditures to the nearest dollar

TITLE IX FORMS - T72

KHSAA Form T72
Rev. 11/09
Page 1 of 3

KHSAA TITLE IX RE-VISIT BENEFITS - SUMMARY CHART 2, (Form T-72) 2009-2010 SCHOOL YEAR



School Whitefield Academy

		SCHEDULING			COACHING		SUPPORT SERVICES										
	2008-2009	2009-2010	COLUMN 1 NUMBER OF SCHEDULED REGULAR SEASON VARSITY CONTESTS	COLUMN 2 NUMBER OF HOME "PRIME DATE" CONTESTS (either Friday, Saturday or Sunday)	2008-2009	2009-2010	COLUMN 3 EXPENDITURES FOR ALL COACHES' SALARIES*	COLUMN 4 IS THE HEAD COACH EMPLOYED FULL-TIME ON-CAMPUS? (Y/N)	2008-2009	2009-2010	COLUMN 5 EXPENDITURES FOR EQUIPMENT AND SUPPLIES*	2008-2009	COLUMN 6 EXPENDITURES FOR ANNUAL DUES AND FEES, CLINICS, CAMPS, WORKSHOPS, SEMINARS, COACHES' ASSOC., ETC.*	2008-2009	COLUMN 7 EXPENDITURES FOR PROMOTIONS/ RECOGNITION* (PUBLICITY, AWARDS, BANQUETS, ETC.)	2008-2009	COLUMN 8 EXPENDITURES FOR TRAVEL & PER DIEM*
G swimming	10	NA			539	NA		NA	0		0		23		26		0
B swimming	10	NA			539	NA		NA	0		0		23		26		0
G track	6	8			650	N		N	22		22		43		56		90
B track	6	8			650	N		N	22		22		43		56		90
G tennis	11	10			1482	N		N	180		180		10		29		0
B tennis	13	9			1482	N		N	180		180		10		29		0
G volleyball	20	17			3600	N		N	178		178		140		153		960
B wrestling	NA	NA			NA	NA		NA	NA		NA		NA		NA		NA
G (list sport)	NA	NA			NA	NA		NA	NA		NA		NA		NA		NA
B football	NA	NA			NA	NA		NA	NA		NA		NA		NA		NA

* - Round off Expenditures to the nearest dollar

TITLE IX FORMS - T73



KHSAA TITLE IX RE-VISIT (Form T-73) 2009-2010 SCHOOL YEAR

KHSAA Form T73
Rev. 11/09

School Whitfield Academy

PUBLICITY -SUPPORT GROUPS

DIRECTIONS – Please respond to the following questions or statements regarding your cheerleading squad(s) and other support groups. Add pages if more space is needed to answer any of the questions/statements. Please type or write legibly in ink.

1. How many cheerleading squad(s) will your school have for the 2009-2010 school year?

One

2. What is (are) the name(s) of each squad? For example, the following are typical names: generals, or black and gold, or boys' varsity and girls' varsity, or varsity and junior varsity.

Varsity

3. Describe, in detail, the selection process for each named squad.

See Attached

4. How is each cheerleading squad assigned to home and away athletic contests? Include football as well as boys' and girls' basketball (and any other sport) at the varsity and junior varsity levels. Include any rotation plans or alternating game assignments that your squads follow.

Squad cheers for home basketball games

5. Name any squad(s) that takes part in competitive cheerleading events.

Varsity

6. Do you have any other school support groups such as pep band, dance teams or mascots that perform at athletic contests (Y/N)? If yes, name them and describe how they are assigned.

Mascot - Assigned by Cheer Coach or AD

3. Describe, in detail, the selection process for each named squad.

There is a cheer clinic several days prior to tryouts. The cheers, dance, and/or jumps that will be required for tryouts are taught at the clinic, which is usually a floor cheer and a sideline or part of a dance routine.

The day of tryouts students draw numbers to determine which group they will be in. Depending on the number of students trying out, we have groups of 3 or 4. Each group is called in by number and performs either a floor cheer or sideline/dance routine. They do it at least two times or more if judges require it. After each group has performed the first required piece, the process is repeated for the second piece.

Before tryouts, the coach determines a total scored that is required for students to make the squad. For example, if the total points possible was 60, students had to score 40 or above.

TITLE IX FORMS - T74

KHSAA Form T74
Rev. 1/09
Page 1 of 4

KHSAA TITLE IX RE-VISIT CORRECTIVE ACTION SUMMARY CHART (Form T-74) 2009-2010 SCHOOL YEAR

School Whitefield Academy



SCHOOL YEAR	COLUMN 1 ITEMS FOR CORRECTION IDENTIFIED BY THE SCHOOL ON ANNUAL APRIL 15 TH ANNUAL REPORT	COLUMN 2 STEPS TAKEN TO IMPLEMENT IDENTIFIED CORRECTIVE ACTION	COLUMN 3 START DATE AND COMPLETION DATE CORRECTIVE ACTION WAS COMPLETED
2003-2004	Gymnasium	New larger, multi-purpose gymnasium New, on-campus baseball field New, on-campus softball field 80% + participation in survey	Spring 2006
	Baseball field		Spring 2004
	Softball field		Spring 2005
	Interest survey		Fall 2003
2004-2005	Gymnasium/multi-purpose facility	New building to house: basketball, volleyball weights, and indoor baseball and softball Currently new construction allows practice – continue development for competition Currently new construction allows practice – continue development for competition Add new courts for sport and PE	Fall 2006
	Baseball field		Summer 2005
	Softball field		Summer 2005
	Tennis courts		Spring 2007

Principal's Signature 

TITLE IX FORMS - T74

KHSAA Form T74
Rev. 11/09
Page 2 of 4

KHSAA TITLE IX RE-VISIT CORRECTIVE ACTION SUMMARY CHART (Form T-74) 2009-2010 SCHOOL YEAR

School Whitefield Academy



SCHOOL YEAR	COLUMN 1 ITEMS FOR CORRECTION IDENTIFIED BY THE SCHOOL ON ANNUAL APRIL 15 TH ANNUAL REPORT	COLUMN 2 STEPS TAKEN TO IMPLEMENT IDENTIFIED CORRECTIVE ACTION	COLUMN 3 START DATE AND COMPLETION DATE CORRECTIVE ACTION WAS COMPLETED
2005-2006	Gymnasium/multi-purpose facility	New building to house: basketball, volleyball, cheer, and indoor softball/baseball training	Spring 2007
	Baseball field	Continued improvement on drainage of outfield/infield	Spring 2007
	Softball field	Add additional infield conditioning dirt/continued improvement of dugouts	Spring 2007
	Tennis courts	New courts (as gymnasium gets built)	Spring 2007
2006-2007	Soccer field	Additional goals for cross-field play	Fall 2007
	Weight room	Continued improvement of newer equipment and more equipment	Fall 2008

Principal's Signature *[Signature]*

TITLE IX FORMS - T74

KHSAA Form T74
Rev. 1/09
Page 3 of 4

KHSAA TITLE IX RE-VISIT CORRECTIVE ACTION SUMMARY CHART (Form T-74) 2009-2010 SCHOOL YEAR

School Whitefield Academy



SCHOOL YEAR	COLUMN 1 ITEMS FOR CORRECTION IDENTIFIED BY THE SCHOOL ON ANNUAL APRIL 15 TH ANNUAL REPORT	COLUMN 2 STEPS TAKEN TO IMPLEMENT IDENTIFIED CORRECTIVE ACTION	COLUMN 3 START DATE AND COMPLETION DATE CORRECTIVE ACTION WAS COMPLETED
2007-2008	Softball field Baseball field Weight room	Continue improvement of playing surface Correct surface of infield for better drainage Continue improvement of newer equipment For total body	Summer 2009 Spring 2009 Spring 2009
2008-2009	Softball field Baseball field Weight room	Continue improvement of playing surface Correct surface of infield for better drainage Continue improvement of newer equipment For total body	Summer 2009 Spring 2009 Spring 2009

Principal's Signature 