

**KHSAA TITLE IX  
ANNUAL REPORT SUBMISSION  
STATUS REPORT  
2010-2011**

KHSAA  
Form T65  
Revised  
3/2011

TO: KHSAA Member School Superintendents, Principals, and Athletic Directors

FROM: Julian Tackett, Commissioner  
Darren Bilberry, Assistant Commissioner

DATE: May 6, 2011

School	Ballard Memorial High School	Reviewed by	Kathy Johnston
--------	------------------------------	-------------	----------------

The following is a status report regarding the required 2010 - 2011 Title IX Annual Report submission of forms due into the KHSAA office by April 15, 2011. Appropriate KHSAA Audit Team personnel have reviewed these forms and the following is a summary of this review.

I. Checklist of Forms properly submitted in a satisfactory manner:

<input checked="" type="checkbox"/>	GE 19 (Annual Verification)	<input checked="" type="checkbox"/>	T-35 (Budget Expenses)
<input checked="" type="checkbox"/>	T-1 (Summary Program Chart 1)	<input checked="" type="checkbox"/>	T-36 (Budget Expenses)
<input checked="" type="checkbox"/>	T-2 (Summary Program Chart 2)	<input checked="" type="checkbox"/>	T-41 (Checklist – Overall Interscholastic Program)
<input checked="" type="checkbox"/>	T-3 (Summary Program Chart 3)	<input checked="" type="checkbox"/>	T-60 (Corrective Action Plan)
<input checked="" type="checkbox"/>	T-4 (Summary Program Chart 4)	<input type="checkbox"/>	T-63 (Interscholastic Survey Results)

II. Status

A.	<input checked="" type="checkbox"/>	2010– 2011 Forms are satisfactory and no further information or action is necessary at this time.
B.		Errors have been noted with respect to the following forms:
C.		The following forms were omitted and must be submitted by school representatives:
D.	<input checked="" type="checkbox"/>	According to the 2010-2011 data, the school appears to be meeting the standards established in: <input type="checkbox"/> Test 1 (Athletic participation is proportionate to enrollment) <input checked="" type="checkbox"/> Test 2 (History and continuing practice of program expansion) <input checked="" type="checkbox"/> Test 3 (Full and effective accommodation of interests and abilities)
E.	<input checked="" type="checkbox"/>	Other Recommendation and Comments: According to the data and responses submitted, it appears the school is meeting the standards for Test 2 and Test 3 for the provision of athletic opportunities. In the area of benefits, total athletic spending is significantly outside the acceptable parameters both on a percentage and per athlete basis (\$465.00 per male athlete and \$340.00 per female athlete). This disparity should be reviewed by Administration and the Gender Equity Committee so as to insure equity in this area. Thank you.

# KHSAA Emailer

select ademail as email\_address,school as email\_name from KHSAA\_Schools,KHSAA.KHSAA\_new\_email\_checked\_schools where KHSAA\_Schools.id=KHSAA.KHSAA\_new\_email\_checked\_schools.id AND KHSAA\_new\_email\_checked\_schools.user="dbilberry@khsaa.org" AND member="T" and (ademail is not null and ademail <> "") order by school

select prinemail as email\_address,school as email\_name from KHSAA\_Schools,KHSAA.KHSAA\_new\_email\_checked\_schools where KHSAA\_Schools.id=KHSAA.KHSAA\_new\_email\_checked\_schools.id AND KHSAA\_new\_email\_checked\_schools.user="dbilberry@khsaa.org" AND member="T" and (prinemail is not null and prinemail <> "") order by school

select superemail as email\_address,school as email\_name from KHSAA\_Schools,KHSAA.KHSAA\_new\_email\_checked\_schools where KHSAA\_Schools.id=KHSAA.KHSAA\_new\_email\_checked\_schools.id AND KHSAA\_new\_email\_checked\_schools.user="dbilberry@khsaa.org" AND member="T" and (superemail is not null and superemail <> "") order by school

- Below is a simulation of how your email will appear.
- You can manually modify the list of addressees in the "To:" box by deleting undesired addressees or adding new ones, one per line.
- You can modify the email subject in the "Subject:" box.
- When you're ready to send your email press the "Send" button. Do not close your browser window while emails are being sent.

<b>From:</b>	"Darren Bilberry, KHSAA" <dbilberry@khsaa.org>
<b>To:</b>	"Ballard Memorial"<dustin.roberts@ballard.kyschools.us> "Ballard Memorial"<donald.shively@ballard.kyschools.us> "Ballard Memorial"<ed.adami@ballard.kyschools.us> kathy.johnston@bourbon.kyschools.us
<b>Subject:</b>	Ballard Memeorial HS 2010-2011 Annual Title IX Repo
<input type="button" value="Send Email"/>	
<p>Enclosed please find a copy of Form T-65, the <u>2010-2011 KHSAA Title IX Annual Submission Status Report</u>. In addition, you may find an attachment with corrected copies of the forms submitted by your school personnel.</p> <p>Also, KHSAA Audit Team Members may have requested the resubmission of some of the 2010-2011 Annual Report Forms or need additional information on your athletic programs. Please submit this information by the date requested if this is applicable. Copies of all KHSAA Title IX documents must be kept current and included in your permanent Title IX File at the school. All documents are subject to Open Records Requests.</p> <p>Should you need any further information, please do not hesitate to contact the appropriate Title IX Auditor listed on the T-65 form or Darren Bilberry at anytime. Thank You.</p> <p>Darren Bilberry Assistant Commissioner Kentucky High School Athletic Association Telephone- 859-299-5472 Fax: 859-293-5999 E-Mail: dbilberry@khsaa.org</p>	

- **attachment; filename="Ballard Memorial.doc"**

Copyright © 2001-2011 Kentucky High School Athletic Association (KHSAA), all rights reserved  
This page is for the exclusive use of the KHSAA. Other use is strictly prohibited. Usage is monitored

**To: "Darren Bilberry, KHSAA" <dbilberry@khsaa.org>**  
**Subject: Copy: Ballard Memeorial HS 2010-2011 Annual Title IX Report-  
Status Re**  
**From: "Darren Bilberry, KHSAA" <dbilberry@khsaa.org>**  
**Date: Fri, 13 May 2011 12:10:20 -0400 (EDT)**

**Attachment: Ballard Memorial.doc**

Enclosed please find a copy of Form T-65, the 2010-2011 KHSAA Title IX Annual Submission Status Report. In addition, you may find an attachment with corrected copies of the forms submitted by your school personnel.

Also, KHSAA Audit Team Members may have requested the resubmission of some of the 2010-2011 Annual Report Forms or need additional information on your athletic programs. Please submit this information by the date requested if this is applicable. Copies of all KHSAA Title IX documents must be kept current and included in your permanent Title IX File at the school. All documents are subject to Open Records Requests.

Should you need any further information, please do not hesitate to contact the appropriate Title IX Auditor listed on the T-65 form or Darren Bilberry at anytime. Thank You.

Darren Bilberry  
Assistant Commissioner  
Kentucky High School Athletic Association  
Telephone- 859-299-5472  
Fax: 859-293-5999  
E-Mail: dbilberry@khsaa.org

postmarked  
4-15-11  
df



# KENTUCKY HIGH SCHOOL ATHLETIC ASSOCIATION

## 2010-2011 ANNUAL VERIFICATION OF TITLE IX PROCEDURES

(To be submitted by April 15, 2011 along with other required forms)

APR 21 2011

Ballard Memorial \_\_\_\_\_ High School, Barlow \_\_\_\_\_ Kentucky  
(Name of High School) (City)

certifies to the Kentucky High School Athletic Association that the following is an accurate and true representation of the facts surrounding compliance with 20 U.S.C. Sections 1681-1688, et. Seq. (also known as Title IX). **I certify the following provisions in accordance with records at the school contained in the permanent Title IX file, at least one copy of which must be maintained in the Principal's office, and to the best of my knowledge have completed the following tasks:**

I. Established a gender equity committee at the high school. (List committee personnel and provide attachment if necessary)

Name	Address	Phone	Title (Supt., Principal, Student, Parent, Coach, Etc.)
Trina Middleton	1618 Stone Corner Rd. Kevil, KY 42053	270-254-0217	Parent/Teacher/Coach
Billie Prince	903 St. RT 1475 Clinton, KY 42031	270-653-5827	Girls Basketball Coach
Leslee Davis	386 Oldham Rd. Barlow, KY 42024	270-334-3334	Parent
Dustin Roberts	13080 Ogden Landing Rd. Kevil, Ky	270-462-3743	Athletic Director
Bridget Houston	6 <sup>2052</sup> Sunset Court LaCenter, KY 42056	270-519-9223	Parent
Tiffani Hatley	3 Parkview Dr. LaCenter, KY 42056	270-559-5560	Student
Nathan Myers	12917 Wickliffe Rd. Kevil, KY 42053	270-876-7454	Student

II. Scheduled a minimum of three meetings during the 2010-2011 school year on the following dates:

September 29, 2010
December 15, 2010
March 23, 2011

III. Designated the following person(s) as the Title IX coordinator for the school:

Name	Title	Address	Phone
Dustin L. Roberts	Athletic Director	3565 Paducah Rd. Barlow, KY 42024	270-665-8400 ext 2302

IV. Designated the following person(s) as the Title IX coordinator for the district:

Name	Title	Address	Phone
Dustin L. Roberts	Athletic Director	3565 Paducah Rd. Barlow, KY 42024	270-665-8400 ext 2302

School personnel are continuing to make periodic reviews of the boys' and girls' athletics program reflected in the Corrective Action Plan.

In addition to the above information, the above referenced school maintains a complete permanent file relative to Title IX records including copies of the self-assessment audit, all corrective action plans, and other related materials.

\_\_\_\_\_ 4/14/11 2011  
 Principal's Signature Date

\_\_\_\_\_ Kim Terrell  
 Superintendent Signature School Board Chairpersons' Signature

(Send original copy to KHSAA - Maintain duplicate in Title IX school folder)



**2010-2011  
ACCOMMODATION OF INTERESTS AND ABILITIES  
SUMMARY PROGRAM CHART (Form T-1)**

KHSAA Form T1  
Rev. 10/10

**Participation Opportunities: Test One - Proportionality**

		(Column 1)	(Column 2)	(Column 3)	(Column 4)
	Program	Enrollment	Percentage of Total Enrollment	Number of Interscholastic Participants (double and triple count)	Percentage of Total Participation
Row 1	GIRLS	186	48.6%	147	42.0%
Row 2	BOYS	197	51.4%	203	58.0%
Row 3	Totals	383	100%	350	100%

Instructions:

\*Number of 8<sup>th</sup> grade students & below used in  
Column 3 and Column 4 calculations: 35

- Determine the total number of girls enrolled, (place in Row 1, Column 1).  
Determine the total number of boys enrolled, (place in Row 2, Column 1).
- Add the total number of girls and boys enrolled to determine total enrollment, (place in Row 3, Column 1).
- Calculate the percentage of total enrollment that is female. (Divide Row 1, Column 1 by Row 3, Column 1 and place in Row 1, Column 2.) Calculate the percentage of total enrollment that is male. (Divide Row 2, Column 1 by Row 3, Column 1 and place in Row 2, Column 2.) Note: Row 1, Column 2 plus Row 2, Column 2 should total 100%.
- Ask coaches to confirm the names of those individuals who are on the team as of the first **date of regular season competition**, and cross out the names of those who were cut from the team or quit the team prior to the first regular season competitive event. Determine the total number of interscholastic athletics participants that are girls, (and place in Row 1, Column 3). In order to determine the total number of athletics participants, an individual should be counted each time he or she participates on a team. For example, if Jane Doe competes on the varsity volleyball team, the junior varsity volleyball team, the junior varsity basketball team, and the varsity softball team, she should be counted as four participants (**do not include club or intramural sports participants, cheerleaders, dance teams, or pom squads**). Calculate the same way for boys and girls. \* In addition, should 8<sup>th</sup> grade students and below play on a Freshman, Junior Varsity, or Varsity team, they should also be counted for each team and sport on which they participate. If applicable, please asterisk in the above notation as to how many 8<sup>th</sup> grade students & below are included in the totals.  
Using the same procedure, determine the total number of interscholastic athletic participants that are boys, (and place in Row 2, Column 3). Add Row 1, Column 3 plus Row 2, Column 3 to get total participants and place in Row 3, Column 3.
- Calculate the percentage of female participation. (Row 1, Column 3 divided by Row 3, Column 3 and place in Row 1, Column 4.)  
Calculate the percentage of male participation. (Row 2, Column 3 divided by Row 3, Column 3 and place in Row 2, Column 4.) Note: Row 1, Column 4 plus Row 2, Column 4 should total 100%.

Note: While being within three percent is not a formal compliance standard, if the percent listed in Row 1, Column 4 is within 3% of Row 1, Column 2, then it provides a good target within which compliance is likely.


Principal's Signature: [Signature] Date: 4/14/11



**2010-2011  
ACCOMMODATION OF INTERESTS AND ABILITIES  
SUMMARY PROGRAM CHART (FORM T-2)  
PARTICIPATION OPPORTUNITIES: TEST TWO - PROGRAM  
EXPANSION**

		Column 1	Column 2	Column 3	Column 4	Column 5
Program		Number of Teams Currently Offered	Number of Participants	Number of Teams Added Since the beginning of the 2006-2007 School Year	Current Number of Participants for the 2010-2011 school year who are playing on teams added since the 2006-2007 School Year	Percent of Total Participation By Sex Added Since the beginning of the 2006-2007 School Year
<b>GIRLS</b> Row 1	varsity:	7	79	2	17	
Row 2	j.v.:	4	49	2	38	
Row 3	frosh:	2	19	2	19	
Row 4	total:	13	147	6	74	50.3%
<b>BOYS</b> Row 5	varsity:	7	132	1	14	
Row 6	j.v.:	4	63	1	19	
Row 7	frosh:	2	8	0	0	
Row 8	total:	13	203	2	33	16.3%

- 1) For Column 1, list the number of interscholastic teams offered for girls and boys at each competitive level (varsity, junior varsity, and freshman). For girls, total each of the entries in Rows 1, 2, and 3 into Row 4. For boys, total Rows 5, 6, and 7 into Row 8.
- 2) For Column 2, list the number of participants at each level. For girls, total each of the entries in Rows 1, 2, and 3 into Row 4. For boys, total Rows 5, 6, and 7 into Row 8. Note: The totals in Row 4 for girls and in Row 8 for boys must be the same as the totals in Form T-1, Column 3, Rows 1 and 2 respectively.
- 3) For Column 3, list the number of interscholastic teams that have been added in the last five years at each competitive level. Count each team added during the 5 year period only one time. e.g. Girl's junior varsity soccer was added 3 years ago, count the team only once, not 3 times. For girls, total the entries in Rows 1, 2, and 3 into Row 4. For boys, total Rows 5, 6, and 7 into Row 8.
- 4) For Column 4, list the number of participants that are currently on each level of the teams that were added in the last five years. If a team was added previously but no longer exists, there are no current participants to be added for that team. For girls, total the entries in Rows 1, 2, and 3 into Row 4. For boys, total Rows 5, 6, and 7 into Row 8.
- 5) For Column 5, calculate the percentage of participants that have been added in the last five years. For girls, take the number in Column 4, Row 4 and divide by the number in Column 2, Row 4. For boys, take the number in Column 4, Row 8 and divide it by the number in Column 2, Row 8.
- 6) **Note: If the percentage of current participants added in the last five years is 25% or greater for the underrepresented sex (most likely girls), compliance with Test Two may be possible. If less than 25%, then compliance with Test Three should be analyzed. CAUTION: 25% is not a formal compliance standard.**

Principal's Signature:  Date: 4/14/11



**2010-2011  
ACCOMMODATION OF INTERESTS AND ABILITIES  
SUMMARY PROGRAM CHART (FORM T-3)**

KHSAA Form T3  
Rev. 10/10

**Participation Opportunities Test Three Full Accommodation**

**FOR ANY QUESTION ANSWERED "YES" IDENTIFY THE RESPECTIVE SPORT(S).**

	<b>GIRLS (Yes / No)</b>		<b>BOYS (Yes / No)</b>
1. Based on the responses from your most recent student survey, is there sufficient interest to form a viable interscholastic team for a sport not currently offered? If yes, what sport?	No		No
2. For a sport not currently offered at the varsity level, is there sufficient interest based on your most recent Student Interest Survey to form a viable team for an interscholastic freshman team or junior varsity team?	Yes Soccer		Yes Soccer, Wrestling
3. For a sport currently offered at the interscholastic Junior Varsity or freshmen level, is there sufficient interest, based on your most recent Student Interest Survey, to form a varsity team?	No		No
4. If you answered YES to question (1), (2), or (3), are there enough high schools in the geographic area offering the sport (at the appropriate level) to allow for the development of a reasonable schedule of competition?	No		No
5. If you answered YES to question (1), (2), (3), or (4), are there enough high schools in the geographic area offering the sport (at the appropriate level) to allow for the development of a reasonable schedule of competition?	No		No

Remember, test three – full accommodation means addressing the unmet interest of the underrepresented sex (most likely girls), not the overrepresented sex (most likely boys).

**Plans to Address Interest:**

1. Freshman and JV soccer were added for the 2010-2011 school year for both boys and girls.
2. Petition KHSAA for varsity soccer beginning in 2012-2013 school year.

Principal's Signature Don [Signature] Date: 4/14/11




**2010-2011  
ACCOMMODATION OF INTERESTS AND ABILITIES  
SUMMARY PROGRAM CHART (FORM T-4)**

KHSAA Form T4  
Rev. 10/10

**Levels of Competition Test One**

		Column 1	Column 2	Column 3
Girls	Team Levels	Number of Teams Currently Offered	Number of Participants	Percentage of Participants at Each Level
Row 1	varsity:	7	79	53.7%
Row 2	j.v.:	4	49	33.3%
Row 3	frosh:	2	19	12.9%
Row 4	total:		147	<b>100%</b>
<b>Boys</b>				
Row 5	varsity:	7	132	65.0%
Row 6	j.v.:	4	63	31.0%
Row 7	frosh:	2	8	3.9%
Row 8	total:		203	<b>100%</b>

- Column 1, list the number of interscholastic teams offered for girls and boys at each competitive level; varsity, junior varsity, and freshman. (Refer to Form T-2, Accommodation of Interests and Abilities, Summary Program Chart 2, Column 1.)
- For Column 2, list the number of participants at each level. For girls, total the entries in Rows 1, 2, and 3 into Row 4. For boys, total the entries in Rows 5, 6, and 7 into Row 8. (Refer to Form T-2, Accommodation of Interests and Abilities, Summary Program Chart 2, Column 2.)
- For Column 3, calculate the percentage of female and male participants at each level.  
For girls' varsity, junior varsity, and frosh, respectively:
  - Divide Column 2, Row 1 by Column 2, Row 4, and place the percentage in Column 3, Row 1
  - Divide Column 2, Row 2 by Column 2, Row 4, and place the percentage in Column 3, Row 2.
  - Divide Column 2, Row 3 by Column 2, Row 4, and place the percentage in Column 3, Row 3.
 For boys' varsity, junior varsity, and frosh, respectively:
  - Divide Column 2, Row 5 by Column 2, Row 8, and place the percentage in Column 3, Row 5.
  - Divide Column 2, Row 6 by Column 2, Row 8, and place the percentage in Column 3, Row 6.
  - Divide Column 2, Row 7 by Column 2, Row 8, and place the percentage in Column 3, Row 7.

Principal's Signature:  Date: 4/14/11





**2010-2011  
ACTUAL EXPENDITURES - PROGRAM COMPARISON CHART 1 --(FORM T-35)  
TO INCLUDE BOOSTER CLUB FUNDING**

KHSAA Form T-35  
REV. 10/10

Sports	Equipment and Supplies		Travel		Awards		Coaches' salaries (to include supplemental and extended employment; dollar amount required)			Facilities improvements		Publications (if sport-specific)	
	Expenditures		Expenditures		Expenditures		Expenditures			Expenditures		Expenditures	
	School	Booster	School	Booster	School	Booster	School	# Coaches for all levels / # Teams for all levels	School	Booster	School	Booster	
G basketball	3988	2220	1243	985	280	248	11008	3 3	0	0	0	442	
B basketball	2138	2220	2433	985	150	248	11008	3 3	0	0	0	442	
G softball	1343	6087	876	0	139	0	3561	2 2	0	0	805	0	
B baseball	583	8452	7884	4685	165	1061	3561	2 2	0	0	1204	0	
G cross country	182	0	42	0	54	0	637	1 1	0	0	0	0	
B cross country	182	0	42	0	54	0	637	1 1	0	0	0	0	
G golf	0	0	0	0	0	0	637	1 1	0	0	0	0	
B golf	150	240	0	0	140	0	637	1 1	0	0	0	0	
G soccer	0	0	0	0	0	0	0	0 0	0	0	0	0	
B soccer	0	0	0	0	0	0	0	0 0	0	0	0	0	
G swimming	0	0	0	0	0	0	0	0 0	0	0	0	0	
B swimming	0	0	0	0	0	0	0	0 0	0	0	0	0	

1. Total expenditures on T-35 and T-36 on the 2010-2011 year report due by April 15, 2011 of each school year, should reflect the total monies spent (rounded off to nearest dollar) for the entire school year of 2009-2010 ending June 30, 2010.

2. Booster Club Funding/Contributions must be included in the above expenditures total. (Note: It is illegal for coaches to be paid by Booster Clubs - Reference KHSAA Bylaw 27)

Principal's Signature:  Date: 4/14/11



**2010-2011  
ACTUAL EXPENDITURES - PROGRAM COMPARISON CHART 2 - ( Form T36)  
TO INCLUDE BOOSTER CLUB FUNDING**

KHSAA Form T36  
REV. 10/10

Sports	Equipment and supplies		Travel		Awards		Coaches' salaries (to include supplemental and extended employment; dollar amount required)			Facilities improvements		Publications (if sport-specific)	
	School	Booster	School	Booster	School	Booster	School	# Coaches for all levels / # Teams for all levels	School	Booster	School	Booster	
<b>G track</b>	2424	0	1127	0	0	0	1273	1 1	0	0	0	0	
<b>B track</b>	1500	0	1127	0	0	0	1273	1 1	0	0	0	0	
<b>G tennis</b>	0	0	370	0	0	0	637	1 1	0	0	0	0	
<b>B tennis</b>	0	0	370	0	0	0	637	1 1	0	0	0	0	
<b>G volleyball</b>	3337	1800	1099	1043	100	828	1272	2 3	0	0	0	0	
<b>B wrestling</b>	0	0	0	0	0	0	0	0 0	0	0	0	0	
<b>G</b>	0	0	0	0	0	0	0	0 0	0	0	0	0	
<b>B football</b>	6104	13367	1906	3824	0	2000	13010	4 3	0	0	0	0	
<b>G</b>	0	0	0	0	0	0	0	0 0	0	0	0	0	
<b>B</b>	0	0	0	0	0	0	0	0 0	0	0	0	0	

- Total expenditures on T-35 and T-36 on the 2010-2011 year report due by April 15, 2011, should reflect the total monies spent (rounded off to nearest dollar) for the entire school year of 2009-2010 ending June 30, 2010.
- Booster Club Funding/Contributions must be included in the above expenditures totals. Indicate percentage of total expenditures for each gender. (If disparities are obvious, list on your Corrective Action Plan (T-60) what action you will take to correct the problem.)

Gender	Expenditures	Percentage
Boys	\$ 94,419	65.3%
Girls	\$ 50,087	34.7%
<b>Total:</b>	<b>\$ 144,506</b>	<b>100%</b>

Principal's Signature: [Signature] Date: 4/14/11



**2010-2011 KHSAA TITLE IX ATHLETICS AUDIT (Form T-41)  
Checklist - Overall Interscholastic Athletics Program**


KHSAA Form T41  
Rev. 10/10

**DIRECTIONS:**

For the Areas of Compliance (Opportunities and Benefits) listed on the left hand side of the page, place a checkmark under the appropriate column identifying whether your school provided an advantage to the Girls' Program, or to the Boys' Program or to Neither Program. A review of T-35 and T-36 spending patterns might be helpful in completing this form.

Areas of Compliance:	ADVANTAGE TO:		
	GIRLS' PROGRAM	BOYS' PROGRAM	NEITHER PROGRAM
<b>OPPORTUNITIES</b>			
Accommodation of Interest and Abilities			X
<b>BENEFITS</b>			
Equipment and Supplies			X
Scheduling of Games and Practice Time			X
Travel and Per Diem Allowances			X
Coaching			X
Locker Rooms, Practice and Competitive Facilities			X
Medical and Training Facilities and Services			X
Publicity			X
Support Services			X
Housing and Dining			X
Tutoring			X
Athletic Scholarships			X

**If an advantage/inequity is indicated, corrective action should be shown on the Corrective Action Plan, Form T-60.**

Principal's Signature:  Bissett Date: 4/14/11



**2010-2011 TITLE IX  
CORRECTIVE ACTION PLAN  
(FORM T-60)**

SCHOOL NAME Ballard Memorial

**DIRECTIONS:**

1. For Column 1, indicate the intended area (Opportunities or Benefits) which needs corrective action in order to achieve gender equity. For Column 2, write the suggested change or activities that will correct the area in need of alteration. For Column 3, include the estimated completion date for the changes or activities.
2. It is possible to attain compliance with Title IX and no longer need "corrective" action. However, the KHSAA strongly encourages compliant schools to identify items for improvement (Column 1), activities to accomplish the improvement (Column 2) and a timetable for completion (Column 3) that will strengthen the athletic program.
3. You may copy this form as needed. Please attach corrective action plans along with audit forms and submit by April 15, 2011.

COLUMN 1 SPECIFIC ITEM FOR CORRECTION/ IMPROVEMENT	COLUMN 2 PLAN FOR SUGGESTED CHANGE	COLUMN 3 START DATE AND COMPLETION DATE OF CORRECTIVE ACTION
Soccer Field	Completion of regulation size soccer field and concessions area.	Start: Fall 2009 Complete: Fall 2011
Renovations to baseball/softball complex.	County grant has been attained to remodel the bathroom and concession areas. Renovate dugouts and backstop area of softball field.	Start: Fall 2010 Complete: Fall 2011

Principal's Signature: *Dore D. Isaacs* Date: 4/14/11