

**KHSAA TITLE IX  
ANNUAL REPORT SUBMISSION  
STATUS REPORT  
2010-2011**

KHSAA  
Form T65  
Revised  
3/2011

TO: KHSAA Member School Superintendents, Principals, and Athletic Directors

FROM: Julian Tackett, Commissioner  
Darren Bilberry, Assistant Commissioner

DATE: May 4, 2011

School	Greenup County High School	Reviewed by	Kathy Johnston
--------	----------------------------	-------------	----------------

The following is a status report regarding the required 2010 - 2011 Title IX Annual Report submission of forms due into the KHSAA office by April 15, 2011. Appropriate KHSAA Audit Team personnel have reviewed these forms and the following is a summary of this review.

I. Checklist of Forms properly submitted in a satisfactory manner:

<b>x</b>	GE 19 (Annual Verification)	<b>x</b>	T-35 (Budget Expenses)
<b>x</b>	T-1 (Summary Program Chart 1)	<b>x</b>	T-36 (Budget Expenses)
<b>x</b>	T-2 (Summary Program Chart 2)	<b>x</b>	T-41 (Checklist – Overall Interscholastic Program)
<b>x</b>	T-3 (Summary Program Chart 3)	<b>x</b>	T-60 (Corrective Action Plan)
<b>x</b>	T-4 (Summary Program Chart 4)	<b>na</b>	T-63 (Interscholastic Survey Results)

II. Status

A.		2010– 2011 Forms are satisfactory and no further information or action is necessary at this time.
B.	<b>x</b>	Errors have been noted with respect to the following forms: Errors noted on the T-1 form are corrected and on the enclosed attachment. Please place corrected form in your Title IX file.
C.		The following forms were omitted and must be submitted by school representatives:
D.	<b>x</b>	According to the 2010-2011 data, the school appears to be meeting the standards established in: <input checked="" type="checkbox"/> Test 1 (Athletic participation is proportionate to enrollment) <input type="checkbox"/> Test 2 (History and continuing practice of program expansion) <input checked="" type="checkbox"/> Test 3 (Full and effective accommodation of interests and abilities)
E.	<b>x</b>	Other Recommendation and Comments: According to the data and responses submitted, it appears the school is meeting the standards of Test 1 and Test 3 for the provision of athletic opportunities. In the area of benefits, total athletic spending is <b>significantly</b> outside the acceptable parameters both on a percentage and per athlete basis. This is the second year for this disparity. Administrative oversight is necessary to avoid deficiencies in this area.



**2010-2011  
ACCOMMODATION OF INTERESTS AND ABILITIES  
SUMMARY PROGRAM CHART (Form T-1)**

KHSAA Form T1  
Rev. 10/10

**Participation Opportunities: Test One - Proportionality**

		(Column 1)	(Column 2)	(Column 3)	(Column 4)
	Program	Enrollment	Percentage of Total Enrollment	Number of Interscholastic Participants (double and triple count)	Percentage of Total Participation
Row 1	GIRLS	409	46.1%	191 192	44.7 45.9%
Row 2	BOYS	478	53.9%	236 226	55.3 54.1%
Row 3	Totals	887	100%	427 418	100%

Instructions:

\*Number of 8<sup>th</sup> grade students & below used in Column 3 and Column 4 calculations: 90

- Determine the total number of girls enrolled, (place in Row 1, Column 1). Determine the total number of boys enrolled, (place in Row 2, Column 1).
- Add the total number of girls and boys enrolled to determine total enrollment, (place in Row 3, Column 1).
- Calculate the percentage of total enrollment that is female. (Divide Row 1, Column 1 by Row 3, Column 1 and place in Row 1, Column 2.) Calculate the percentage of total enrollment that is male. (Divide Row 2, Column 1 by Row 3, Column 1 and place in Row 2, Column 2.) Note: Row 1, Column 2 plus Row 2, Column 2 should total 100%.
- Ask coaches to confirm the names of those individuals who are on the team as of the first **date of regular season competition**, and cross out the names of those who were cut from the team or quit the team prior to the first regular season competitive event. Determine the total number of interscholastic athletics participants that are girls, (and place in Row 1, Column 3). In order to determine the total number of athletics participants, an individual should be counted each time he or she participates on a team. For example, if Jane Doe competes on the varsity volleyball team, the junior varsity volleyball team, the junior varsity basketball team, and the varsity softball team, she should be counted as four participants (**do not include club or intramural sports participants, cheerleaders, dance teams, or pom squads**). Calculate the same way for boys and girls. \* In addition, should 8<sup>th</sup> grade students and below play on a Freshman, Junior Varsity, or Varsity team, they should also be counted for each team and sport on which they participate. If applicable, please asterisk in the above notation as to how many 8<sup>th</sup> grade students & below are included in the totals.  
Using the same procedure, determine the total number of interscholastic athletic participants that are boys, (and place in Row 2, Column 3). Add Row 1, Column 3 plus Row 2, Column 3 to get total participants and place in Row 3, Column 3.
- Calculate the percentage of female participation. (Row 1, Column 3 divided by Row 3, Column 3 and place in Row 1, Column 4.) Calculate the percentage of male participation. (Row 2, Column 3 divided by Row 3, Column 3 and place in Row 2, Column 4.) Note: Row 1, Column 4 plus Row 2, Column 4 should total 100%.

Note: While being within three percent is not a formal compliance standard, if the percent listed in Row 1, Column 4 is within 3% of Row 1, Column 2, then it provides a good target within which compliance is likely.

Principal's Signature: *[Signature]*

Date: 4-15-11

# KHSAA Emailer

```
select ademail as email_address,school as email_name from KHSAA_Schools,KHSAA.KHSAA_new_email_checked_schools where
KHSAA_Schools.id=KHSAA.KHSAA_new_email_checked_schools.id AND KHSAA_new_email_checked_schools.user="dbilberry@khsaa.org" AND
member="T" and (ademail is not null and ademail <> "") order by school
select prinemail as email_address,school as email_name from KHSAA_Schools,KHSAA.KHSAA_new_email_checked_schools where
KHSAA_Schools.id=KHSAA.KHSAA_new_email_checked_schools.id AND KHSAA_new_email_checked_schools.user="dbilberry@khsaa.org" AND
member="T" and (prinemail is not null and prinemail <> "") order by school
select superemail as email_address,school as email_name from KHSAA_Schools,KHSAA.KHSAA_new_email_checked_schools where
KHSAA_Schools.id=KHSAA.KHSAA_new_email_checked_schools.id AND KHSAA_new_email_checked_schools.user="dbilberry@khsaa.org" AND
member="T" and (superemail is not null and superemail <> "") order by school
```

- Below is a simulation of how your email will appear.
- You can manually modify the list of addressees in the "To:" box by deleting undesired addressees or adding new ones, one per line.
- You can modify the email subject in the "Subject:" box.
- When you're ready to send your email press the "Send" button. Do not close your browser window while emails are being sent.

<b>From:</b>	"Darren Bilberry, KHSAA" <dbilberry@khsaa.org>
<b>To:</b>	"Greenup County" <roger.newton@greenup.kyschools.us> "Greenup County" <jim.dunaway@greenup.kyschools.us> "Greenup County" <steve.hall@greenup.kyschools.us> kathy.johnston@bourbon.kyschools.us
<b>Subject:</b>	Greenup County HS- 2010-2011 Annual Title IX Report
<input type="button" value="Send Email"/>	
<p>Enclosed please find a copy of Form T-65, the <a href="#">2010-2011 KHSAA Title IX Annual Submission Status Report</a>. In addition, you may find an attachment with corrected copies of the forms submitted by your school personnel.</p> <p>Also, KHSAA Audit Team Members may have requested the resubmission of some of the 2010-2011 Annual Report Forms or need additional information on your athletic programs. Please submit this information by the date requested if this is applicable. Copies of all KHSAA Title IX documents must be kept current and included in your permanent Title IX File at the school. All documents are subject to Open Records Requests.</p> <p>Should you need any further information, please do not hesitate to contact the appropriate Title IX Auditor listed on the T-65 form or Darren Bilberry at anytime. Thank You.</p> <p>Darren Bilberry Assistant Commissioner Kentucky High School Athletic Association Telephone- 859-299-5472 Fax: 859-293-5999 E-Mail: dbilberry@khsaa.org</p>	

- attachment; filename="Greenup.doc"

Copyright © 2001-2011 Kentucky High School Athletic Association (KHSAA), all rights reserved  
This page is for the exclusive use of the KHSAA. Other use is strictly prohibited. Usage is monitored

**To: "Darren Bilberry, KHSAA" <dbilberry@khsaa.org>**  
**Subject: Copy: Greenup County HS- 2010-2011 Annual Title IX Report-  
Status Repo**  
**From: "Darren Bilberry, KHSAA" <dbilberry@khsaa.org>**  
**Date: Fri, 6 May 2011 14:12:22 -0400 (EDT)**

**Attachment: Greenup.doc**

Enclosed please find a copy of Form T-65, the 2010-2011 KHSAA Title IX Annual Submission Status Report. In addition, you may find an attachment with corrected copies of the forms submitted by your school personnel.

Also, KHSAA Audit Team Members may have requested the resubmission of some of the 2010-2011 Annual Report Forms or need additional information on your athletic programs. Please submit this information by the date requested if this is applicable. Copies of all KHSAA Title IX documents must be kept current and included in your permanent Title IX File at the school. All documents are subject to Open Records Requests.

Should you need any further information, please do not hesitate to contact the appropriate Title IX Auditor listed on the T-65 form or Darren Bilberry at anytime. Thank You.

Darren Bilberry  
Assistant Commissioner  
Kentucky High School Athletic Association  
Telephone- 859-299-5472  
Fax: 859-293-5999  
E-Mail: dbilberry@khsaa.org

# KHSAA Emailer

select ademail as email\_address,school as email\_name from KHSAA\_Schools,KHSAA.KHSAA\_new\_email\_checked\_schools where KHSAA\_Schools.id=KHSAA.KHSAA\_new\_email\_checked\_schools.id AND KHSAA\_new\_email\_checked\_schools.user="dbilberry@khsaa.org" AND member="T" and (ademail is not null and ademail <> "") order by school

select prinemail as email\_address,school as email\_name from KHSAA\_Schools,KHSAA.KHSAA\_new\_email\_checked\_schools where KHSAA\_Schools.id=KHSAA.KHSAA\_new\_email\_checked\_schools.id AND KHSAA\_new\_email\_checked\_schools.user="dbilberry@khsaa.org" AND member="T" and (prinemail is not null and prinemail <> "") order by school

select superemail as email\_address,school as email\_name from KHSAA\_Schools,KHSAA.KHSAA\_new\_email\_checked\_schools where KHSAA\_Schools.id=KHSAA.KHSAA\_new\_email\_checked\_schools.id AND KHSAA\_new\_email\_checked\_schools.user="dbilberry@khsaa.org" AND member="T" and (superemail is not null and superemail <> "") order by school

- Below is a simulation of how your email will appear.
- You can manually modify the list of addressees in the "To:" box by deleting undesired addressees or adding new ones, one per line.
- You can modify the email subject in the "Subject:" box.
- When you're ready to send your email press the "Send" button. Do not close your browser window while emails are being sent.

<b>From:</b>	"Darren Bilberry, KHSAA" <dbilberry@khsaa.org>
<b>To:</b>	"Greenup County"<roger.newton@greenup.kyschools.us> "Greenup County"<jim.dunaway@greenup.kyschools.us> "Greenup County"<steve.hall@greenup.kyschools.us> kathy.johnston@bourbon.kyschools.us
<b>Subject:</b>	fw: Greenup County HS- 2010-2011 Annual Title IX Re
<input type="button" value="Send Email"/>	
<p>Here is the corrected form T1 to reflect your correct numbers.</p> <p>-----Original Message-----  Date: Fri, 06 May 2011 14:07:30 -0400  From: DBILBERRY (Darren Bilberry, KHSAA)  To: composed_email@khsaa.org  Reply-to: dbilberry@khsaa.org  Subject: Greenup County HS- 2010-2011 Annual Title IX Report- Status Report</p> <p>Enclosed please find a copy of Form T-65, the <u>2010-2011 KHSAA Title IX Annual Submission Status Report</u>. In addition, you may find an attachment with corrected copies of the forms submitted by your school personnel.</p> <p>Also, KHSAA Audit Team Members may have requested the resubmission of some of the 2010-2011 Annual Report Forms or need additional information on your athletic programs. Please submit this information by the date requested if this is applicable. Copies of all KHSAA Title IX documents must be kept current and included in your permanent Title IX File at the school. All documents are subject to Open Records Requests.</p> <p>Should you need any further information, please do not hesitate to contact the appropriate Title IX Auditor listed on the T-65 form or Darren Bilberry at anytime. Thank You.</p> <p>Darren Bilberry  Assistant Commissioner  Kentucky High School Athletic Association  Telephone- 859-299-5472  Fax: 859-293-5999  E-Mail: dbilberry@khsaa.org</p> <p>Darren Bilberry  Assistant Commissioner  Kentucky High School Athletic Association  Telephone- 859-299-5472  Fax: 859-293-5999  E-Mail: dbilberry@khsaa.org</p>	

- attachment; filename="20110506114600830.pdf"

Copyright © 2001-2011 Kentucky High School Athletic Association (KHSAA), all rights reserved  
This page is for the exclusive use of the KHSAA. Other use is strictly prohibited. Usage is monitored

**Date:** Fri, 06 May 2011 14:18:58 -0400  
**From:** DBILBERRY (Darren Bilberry, KHSAA)  
**To:** composed\_email@khsaa.org  
**Reply-to:** dbilberry@khsaa.org  
**Subject:** fw: Greenup County HS- 2010-2011 Annual Title IX Report- Status Report  
**Re-Sent-By:** DBILBERRY (Darren Bilberry, KHSAA)

**Attachment:** 20110506114600830.pdf

Here is the corrected form T1 to reflect your correct numbers.

-----Original Message-----

**Date:** Fri, 06 May 2011 14:07:30 -0400  
**From:** DBILBERRY (Darren Bilberry, KHSAA)  
**To:** composed\_email@khsaa.org  
**Reply-to:** dbilberry@khsaa.org  
**Subject:** Greenup County HS- 2010-2011 Annual Title IX Report- Status Report

Enclosed please find a copy of Form T-65, the 2010-2011 KHSAA Title IX Annual Submission Status Report. In addition, you may find an attachment with corrected copies of the forms submitted by your school personnel.

Also, KHSAA Audit Team Members may have requested the resubmission of some of the 2010-2011 Annual Report Forms or need additional information on your athletic programs. Please submit this information by the date requested if this is applicable. Copies of all KHSAA Title IX documents must be kept current and included in your permanent Title IX File at the school. All documents are subject to Open Records Requests.

Should you need any further information, please do not hesitate to contact the appropriate Title IX Auditor listed on the T-65 form or Darren Bilberry at anytime. Thank You.

Darren Bilberry  
Assistant Commissioner  
Kentucky High School Athletic Association  
Telephone- 859-299-5472  
Fax: 859-293-5999

E-Mail: [dbilberry@khsaa.org](mailto:dbilberry@khsaa.org)

Darren Bilberry  
Assistant Commissioner  
Kentucky High School Athletic Association  
Telephone- 859-299-5472  
Fax: 859-293-5999  
E-Mail: [dbilberry@khsaa.org](mailto:dbilberry@khsaa.org)



# KENTUCKY HIGH SCHOOL ATHLETIC ASSOCIATION 2010-2011 ANNUAL VERIFICATION OF TITLE IX PROCEDURES

KHSAA Form GE19  
Rev. 10/10

(To be submitted by April 15, 2011 along with other required forms)

APR 15 2011

Greenup County \_\_\_\_\_ High School, Greenup \_\_\_\_\_ Kentucky  
(Name of High School) (City)

certifies to the Kentucky High School Athletic Association that the following is an accurate and true representation of the facts surrounding compliance with 20 U.S.C. Sections 1681-1688, et. Seq. (also known as Title IX). **I certify the following provisions in accordance with records at the school contained in the permanent Title IX file, at least one copy of which must be maintained in the Principal's office, and to the best of my knowledge have completed the following tasks:**

- I. Established a gender equity committee at the high school. **(List committee personnel and provide attachment if necessary)**

Name	Address	Phone	Title (Supt., Principal, Student, Parent, Coach, Etc.)
Roger Newton	207 Fifth Street, Greenup, Ky	606-922-7999	Athletic Director
Ann Windy Guidry	205 Providence Hill #65, Ashland, KY.	606-922-0738	District Title IX /OCR Rep.
Greg Logan	72 Yankee Lane, Greenup, KY	606-473-5259	Head Baseball Coach
Eric Keeton	26 Zoey Lane, Raceland, KY	606-571-0266	Head Softball Coach
Chris Mullins	903 Chestnut Dr., Ashland, KY	843-424-4742	Head Football Coach
Brandi Litteral	1906 E. Main St., Greenup, KY	606-922-8703	Head Boys and Girls Tennis Coach
Jason Smith	37 Tenth St., South Portsmouth, KY	740-935-5026	Head Girls Basketball Coach
Kim Fyffe	4618 State Rt. 1, Greenup, KY	606-473-5746	Parent/Acct. Clerk (Greenup Schools)
Greg Thompson	3050 1043, South Shore, KY	606-585-4545	Parent/Booster Officer (Boys BB)
Christy Aeh	61 Margaret St., South Shore, KY	606-932-2631	Parent/Booster Officer (Football)
Andy Zabrieszack	593 Greenbo Rd., Argillite, KY	606-473-1510	Parent/Asst. Boys Soccer Coach
Jordan Gillum	1346 Ohio River Rd., Greenup, KY	606-314-1092	Student-Athlete

- II. Scheduled a minimum of three meetings during the 2010-2011 school year on the following dates:

February 16, 2011
March 2, 2011
March 21, 2011

- III. Designated the following person(s) as the Title IX coordinator for the school:

Name	Title	Address	Phone
Roger Newton	District Athletic Director	196 Musketeer Dr., Greenup	606-473-9812

- IV. Designated the following person(s) as the Title IX coordinator for the district:

Name	Title	Address	Phone
Ann Guidry	District Title IX/OCR	45 Musketeer Dr., Greenup, KY	606-473-9819

School personnel are continuing to make periodic reviews of the boys' and girls' athletics program reflected in the Corrective Action Plan.

In addition to the above information, the above referenced school maintains a complete permanent file relative to Title IX records including copies of the self-assessment audit, all corrective action plans, and other related materials.

Principal's Signature

Superintendent Signature

April 14 2011  
Date

School Board Chairpersons' Signature

*(Send original copy to KHSAA - Maintain duplicate in Title IX school folder)*





**ACCOMMODATION OF INTERESTS AND ABILITIES  
SUMMARY PROGRAM CHART (Form T-1)**

**Participation Opportunities: Test One - Proportionality**

		(Column 1)	(Column 2)	(Column 3)	(Column 4)
	Program	Enrollment	Percentage of Total Enrollment	Number of Interscholastic Participants (double and triple count)	Percentage of Total Participation
Row 1	GIRLS	409	46.1%	191 192	44.7 45.9%
Row 2	BOYS	478	53.9%	236 226	55.3 54.1%
Row 3	Totals	887	100%	427 418	100%

**Instructions:**

\*Number of 8<sup>th</sup> grade students & below used in Column 3 and Column 4 calculations: 90

- Determine the total number of girls enrolled, (place in Row 1, Column 1). Determine the total number of boys enrolled, (place in Row 2, Column 1).
- Add the total number of girls and boys enrolled to determine total enrollment, (place in Row 3, Column 1).
- Calculate the percentage of total enrollment that is female. (Divide Row 1, Column 1 by Row 3, Column 1 and place in Row 1, Column 2.) Calculate the percentage of total enrollment that is male. (Divide Row 2, Column 1 by Row 3, Column 1 and place in Row 2, Column 2.) Note: Row 1, Column 2 plus Row 2, Column 2 should total 100%.
- Ask coaches to confirm the names of those individuals who are on the team as of the first **date of regular season competition**, and cross out the names of those who were cut from the team or quit the team prior to the first regular season competitive event. Determine the total number of interscholastic athletics participants that are girls, (and place in Row 1, Column 3). In order to determine the total number of athletics participants, an individual should be counted each time he or she participates on a team. For example, if Jane Doe competes on the varsity volleyball team, the junior varsity volleyball team, the junior varsity basketball team, and the varsity softball team, she should be counted as four participants (**do not include club or intramural sports participants, cheerleaders, dance teams, or pom squads**). Calculate the same way for boys and girls. \* In addition, should 8<sup>th</sup> grade students and below play on a Freshman, Junior Varsity, or Varsity team, they should also be counted for each team and sport on which they participate. If applicable, please asterisk in the above notation as to how many 8<sup>th</sup> grade students & below are included in the totals.  
Using the same procedure, determine the total number of interscholastic athletic participants that are boys, (and place in Row 2, Column 3). Add Row 1, Column 3 plus Row 2, Column 3 to get total participants and place in Row 3, Column 3.
- Calculate the percentage of female participation. (Row 1, Column 3 divided by Row 3, Column 3 and place in Row 1, Column 4.) Calculate the percentage of male participation. (Row 2, Column 3 divided by Row 3, Column 3 and place in Row 2, Column 4.) Note: Row 1, Column 4 plus Row 2, Column 4 should total 100%.

Note: While being within three percent is not a formal compliance standard, if the percent listed in Row 1, Column 4 is within 3% of Row 1, Column 2, then it provides a good target within which compliance is likely.

 Principal's Signature: *J. Dunaway*

 Date: 4-15-11



**2010-2011**  
**ACCOMMODATION OF INTERESTS AND ABILITIES**  
**SUMMARY PROGRAM CHART (FORM T-2)**  
**PARTICIPATION OPPORTUNITIES: TEST TWO - PROGRAM**  
**EXPANSION**

		Column 1	Column 2	Column 3	Column 4	Column 5
Program		Number of Teams Currently Offered	Number of Participants	Number of Teams Added Since the beginning of the 2006-2007 School Year	Current Number of Participants for the 2010-2011 school year who are playing on teams added since the 2006-2007 School Year	Percent of Total Participation By Sex Added Since the beginning of the 2006-2007 School Year
<b>GIRLS</b> Row 1	varsity:	8	142	0	0	
Row 2	j.v.:	3	37	0	0	
Row 3	frosh:	1	12	1	12	
Row 4	total:	12	191	1	12	6.3%
<b>BOYS</b> Row 5	varsity:	8	144	0	0	
Row 6	j.v.:	2	32	0	0	
Row 7	frosh:	3	60	1	28	
Row 8	total:	13	236	1	28	11.9%

- 1) For Column 1, list the number of interscholastic teams offered for girls and boys at each competitive level (varsity, junior varsity, and freshman). For girls, total each of the entries in Rows 1, 2, and 3 into Row 4. For boys, total Rows 5, 6, and 7 into Row 8.
- 2) For Column 2, list the number of participants at each level. For girls, total each of the entries in Rows 1, 2, and 3 into Row 4. For boys, total Rows 5, 6, and 7 into Row 8. Note: The totals in Row 4 for girls and in Row 8 for boys must be the same as the totals in Form T-1, Column 3, Rows 1 and 2 respectively.
- 3) For Column 3, list the number of interscholastic teams that have been added in the last five years at each competitive level. Count each team added during the 5 year period only one time. e.g. Girl's junior varsity soccer was added 3 years ago, count the team only once, not 3 times. For girls, total the entries in Rows 1, 2, and 3 into Row 4. For boys, total Rows 5, 6, and 7 into Row 8.
- 4) For Column 4, list the number of participants that are currently on each level of the teams that were added in the last five years. If a team was added previously but no longer exists, there are no current participants to be added for that team. For girls, total the entries in Rows 1, 2, and 3 into Row 4. For boys, total Rows 5, 6, and 7 into Row 8.
- 5) For Column 5, calculate the percentage of participants that have been added in the last five years. For girls, take the number in Column 4, Row 4 and divide by the number in Column 2, Row 4. For boys, take the number in Column 4, Row 8 and divide it by the number in Column 2, Row 8.
- 6) **Note: If the percentage of current participants added in the last five years is 25% or greater for the underrepresented sex (most likely girls), compliance with Test Two may be possible. If less than 25%, then compliance with Test Three should be analyzed. CAUTION: 25% is not a formal compliance standard.**

Principal's Signature: \_\_\_\_\_

Date: \_\_\_\_\_



**2010-2011  
ACCOMMODATION OF INTERESTS AND ABILITIES  
SUMMARY PROGRAM CHART (FORM T-3)**

KHSAA Form T3  
Rev. 10/10

**Participation Opportunities Test Three Full Accommodation**

**FOR ANY QUESTION ANSWERED "YES" IDENTIFY THE RESPECTIVE SPORT(S).**

	<b>GIRLS (Yes / No)</b>		<b>BOYS (Yes / No)</b>
1. Based on the responses from your most recent student survey, is there sufficient interest to form a viable interscholastic team for a sport not currently offered? If yes, what sport?	Yes Swim/Diving		Yes Wrestling
2. For a sport not currently offered at the varsity level, is there sufficient interest based on your most recent Student Interest Survey to form a viable team for an interscholastic freshman team or junior varsity team?	No		No
3. For a sport currently offered at the interscholastic Junior Varsity or freshmen level, is there sufficient interest, based on your most recent Student Interest Survey, to form a varsity team?	No		No
4. If you answered YES to question (1), (2), or (3), are there enough high schools in the geographic area offering the sport (at the appropriate level) to allow for the development of a reasonable schedule of competition?	No		Yes Wrestling
5. If you answered YES to question (1), (2), (3), or (4), are there enough high schools in the geographic area offering the sport (at the appropriate level) to allow for the development of a reasonable schedule of competition?	No		No

Remember, test three – full accommodation means addressing the unmet interest of the underrepresented sex (most likely girls), not the overrepresented sex (most likely boys).

**Plans to Address Interest:**

For Girls Swimming/Diving, conduct a meeting after school in Spring 2011 to get a more accurate count of those that are interested.

Principal's Signature: *J. Conway* Date: 4-15-11



**2010-2011**  
**ACCOMMODATION OF INTERESTS AND ABILITIES**  
**SUMMARY PROGRAM CHART (FORM T-4)**

KHSAA :FormT4  
Rev.10/10

**Levels of Competition Test One**

		Column 1	Column 2	Column 3
Girls	Team Levels	Number of Teams Currently Offered	Number of Participants	Percentage of Participants at Each Level
Row 1	varsity:	8	142	74.3%
Row 2	j.v.:	3	37	19.4%
Row 3	frosh:	1	12	6.3%
Row 4	total:		191	100%
<b>Boys</b>				
Row 5	varsity:	8	144	61.0%
Row 6	j.v.:	2	32	13.6%
Row 7	frosh:	3	60	25.4%
Row 8	total:		236	100%

- 1) Column 1, list the number of interscholastic teams offered for girls and boys at each competitive level; varsity, junior varsity, and freshman. (Refer to Form T-2, Accommodation of Interests and Abilities, Summary Program Chart 2, Column 1.)
- 2) For Column 2, list the number of participants at each level. For girls, total the entries in Rows 1, 2, and 3 into Row 4. For boys, total the entries in Rows 5, 6, and 7 into Row 8. (Refer to Form T-2, Accommodation of Interests and Abilities, Summary Program Chart 2, Column 2.)
- 3) For Column 3, calculate the percentage of female and male participants at each level.  
 For girls' varsity, junior varsity, and frosh, respectively:
  - Divide Column 2, Row 1 by Column 2, Row 4, and place the percentage in Column 3, Row 1
  - Divide Column 2, Row 2 by Column 2, Row 4, and place the percentage in Column 3, Row 2.
  - Divide Column 2, Row 3 by Column 2, Row 4, and place the percentage in Column 3, Row 3.
 For boys' varsity, junior varsity, and frosh, respectively:
  - Divide Column 2, Row 5 by Column 2, Row 8, and place the percentage in Column 3, Row 5.
  - Divide Column 2, Row 6 by Column 2, Row 8, and place the percentage in Column 3, Row 6.
  - Divide Column 2, Row 7 by Column 2, Row 8, and place the percentage in Column 3, Row 7.

Principal's Signature: *Jim Dewar* Date: 4-15-11

**KHSAA  
2010-2011 Title IX Report**

**School: Greenup County High School**


T-35 Addendum


\* Boys Golf and Girls Golf each received \$2500 for travel expenses for their team trips to the state golf tournament. This figure is included in the school travel expense for boys golf and girls golf.

\* Boys Basketball team qualified for and traveled to the 16<sup>th</sup> Region KHSAA State Basketball tournament in Morehead, KY at Morehead State University. The travel expense for the trip added an additional \$380.82 for transportation/bus expense. This figure is included in the school travel expense for boy's basketball.

\* Baseball team qualified for and traveled to KHSAA State Baseball tournament in Lexington, KY at Applebee's Park. The travel expense for the trip added an additional \$1194 for transportation/bus expense and \$3081 for lodging expense. This figure is included in the school travel expense for baseball.

\* Coach's stipends are paid on a % of the teacher salary schedule based upon years of experience. Any discrepancies or differences are based upon the individual employed and their Level status as a coach and their experience.

Principal Signature  Date 4-15-11

Superintendent Signature  Date 4/14/11



**2010-2011  
ACTUAL EXPENDITURES - PROGRAM COMPARISON CHART 1 --(FORM T-35)  
TO INCLUDE BOOSTER CLUB FUNDING**

KHSAA Form T35  
REV. 10/10

Sports	Equipment and Supplies		Travel		Awards		Coaches' salaries (to include supplemental and extended employment; dollar amount required)			Facilities improvements		Publications (if sport-specific)	
	Expenditures		Expenditures		Expenditures		Expenditures			Expenditures		Expenditures	
	School	Booster	School	Booster	School	Booster	School	# Coaches for all levels / # Teams for all levels	School	Booster	School	Booster	School
G basketball	4053	2867	1992	3982	0	987	15242	4 3	0	0	0	0	1120
B basketball	20041	9225	4924	5944	0	3414	16333	4 3	0	0	0	0	928
G softball	2623	985	670	8142	0	592	7521	3 2	14556	141	0	0	0
B baseball	6200	52396	9564	20933	0	1261	8961	3 3	13813	2100	0	0	0
G cross country	881	47	0	54	0	98	878	1 1	0	0	0	0	0
B cross country	881	47	0	54	0	98	878	1 1	0	0	0	0	0
G golf	4092	0	2500	0	0	0	1778	1 1	0	0	0	0	0
B golf	5385	0	2500	0	0	0	1478	1 1	0	0	0	0	0
G soccer	402	2876	1258	1038	0	312	3952	1 1	1620	0	0	0	0
B soccer	2138	3255	720	0	0	642	6659	1 1	1620	0	0	0	0
G swimming	0	0	0	0	0	0	0	0 0	0	0	0	0	0
B swimming	0	0	0	0	0	0	0	0 0	0	0	0	0	0

1. Total expenditures on T-35 and T-36 on the 2010-2011 year report due by April 15, 2011 of each school year, should reflect the total monies spent (rounded off to nearest dollar) for the entire school year of 2009-2010 ending June 30, 2010.

2. Booster Club Funding/Contributions must be included in the above expenditures total. (Note: It is illegal for coaches to be paid by Booster Clubs -- Reference KHSAA Bylaw 27)

Principal's Signature: *[Handwritten Signature]* Date: 4-15-11



**2010-2011  
ACTUAL EXPENDITURES - PROGRAM COMPARISON CHART 2 - ( Form T36)  
TO INCLUDE BOOSTER CLUB FUNDING**

KHSAA Form T36  
REV. 10/10

Sports	Equipment and supplies		Travel		Awards		Coaches' salaries (to include supplemental and extended employment; dollar amount required)			Facilities improvements		Publications (if sport-specific)	
	School	Booster	School	Booster	School	Booster	School	# Coaches for all levels / # Teams for all levels	School	Booster	School	Booster	
<b>G track</b>	6703	76	820	835	0	294	3074	1 1	39603	0	0	0	
<b>B track</b>	6703	76	820	835	0	294	3074	1 1	39603	0	0	0	
<b>G tennis</b>	799	628	0	0	0	186	808	1 1	500	0	0	0	
<b>B tennis</b>	799	628	0	0	0	186	808	1 1	500	0	0	0	
<b>G volleyball</b>	1418	1512	2361	1309	0	704	3985	1 1	0	0	0	0	
<b>B wrestling</b>	0	0	0	0	0	0	0	0 0 0	0	0	0	0	
<b>G</b>	0	0	0	0	0	0	0	0 0 0	0	0	0	0	
<b>B football</b>	53153	6363	9570	5504	0	3610	12162	4 2	68541	0	0	319	
<b>G</b>	0	0	0	0	0	0	0	0 0 0	0	0	0	0	
<b>B</b>	0	0	0	0	0	0	0	0 0 0	0	0	0	0	

- Total expenditures on T-35 and T-36 on the 2010-2011 year report due by April 15, 2011, should reflect the total monies spent (rounded off to nearest dollar) for the entire school year of 2009-2010 ending June 30, 2010.
- Booster Club Funding/Contributions must be included in the above expenditures totals. Indicate percentage of total expenditures for each gender. (If disparities are obvious, list on your Corrective Action Plan (T-60) what action you will take to correct the problem.)

Gender	Expenditures	Percentage
Boys	\$ 415,960	73.1%
Girls	\$ 152,874	26.9%
<b>Total:</b>	<b>\$ 568,834</b>	<b>100%</b>

255900

Principal's Signature: *Joni Huntley* Date: 4-15-11


**KHSAA  
2010-2011 Title IX Report**


**School: Greenup County High School**

T-36 Addendum

\* Facility improvements were made to the football/track and field complex at the high school. \$120,579 was spent to replace lighting and \$15,835 was spent to upgrade the public address system. This was reflected in the totals for facilities improvements for football, girls track, and boys track. All three programs use the facility and benefit from these improvements.

\* Coach's stipends are paid on a % of the teacher salary schedule based upon years of experience. Any discrepancies or differences are based upon the individual employed and their Level status as a coach and their experience.

Principal Signature  Date 4-15-11

Superintendent Signature  Date 4/14/11





**2010-2011 KHSAA TITLE IX ATHLETICS AUDIT (Form T-41)**  
**Checklist - Overall Interscholastic Athletics Program**

KHSAA Form T41  
Rev. 10/10

**DIRECTIONS:**

For the Areas of Compliance (Opportunities and Benefits) listed on the left hand side of the page, place a checkmark under the appropriate column identifying whether your school provided an advantage to the Girls' Program, or to the Boys' Program or to Neither Program. A review of T-35 and T-36 spending patterns might be helpful in completing this form.

Areas of Compliance:	ADVANTAGE TO:		
	GIRLS' PROGRAM	BOYS' PROGRAM	NEITHER PROGRAM
<b>OPPORTUNITIES</b>			
Accommodation of Interest and Abilities			X
<b>BENEFITS</b>			
Equipment and Supplies		X	
Scheduling of Games and Practice Time			X
Travel and Per Diem Allowances			X
Coaching			X
Locker Rooms, Practice and Competitive Facilities		X	
Medical and Training Facilities and Services			X
Publicity			X
Support Services			X
Housing and Dining			X
Tutoring			X
Athletic Scholarships			X

**If an advantage/inequity is indicated, corrective action should be shown on the Corrective Action Plan, Form T-60.**

Principal's Signature: *Jim Penney* Date: 4-15-11



**2010-2011 TITLE IX  
CORRECTIVE ACTION PLAN  
(FORM T-60)**

**DIRECTIONS:**

1. For Column 1, indicate the intended area (Opportunities or Benefits) which needs corrective action in order to achieve gender equity. For Column 2, write the suggested change or activities that will correct the area in need of alteration. For Column 3, include the estimated completion date for the changes or activities.
2. It is possible to attain compliance with Title IX and no longer need "corrective" action. However, the KHSAA strongly encourages compliant schools to identify items for improvement (Column 1), activities to accomplish the improvement (Column 2) and a timetable for completion (Column 3) that will strengthen the athletic program.
3. You may copy this form as needed. Please attach corrective action plans along with audit forms and submit by April 15, 2011.

COLUMN 1	COLUMN 2	COLUMN 3
SPECIFIC ITEM FOR CORRECTION/IMPROVEMENT	PLAN FOR SUGGESTED CHANGE	START DATE AND COMPLETION DATE OF CORRECTIVE ACTION
Student interest in Swim/Dive teams for girls and boys	Hold a student/parent meeting after school hours to get a viable interest. Research schools available to schedule and facilities available for rental within a reasonable geographic area.	Start: 2011 Complete: 2012
Softball facilities upgrades	Upgrade locker room facilities at softball complex, add heat/AC for locker room, press box, and concession areas	Start: 2011 Complete: 2012
Girls basketball locker room upgrades	Upgrade flooring and lighting in locker room. Provide new paint and other upgrades as needed.	Start: 2011 Complete: 2012
Purchase of equipment and supplies	Develop a self-audit team, under the direction of the Athletic Director, to scrutinize equipment and supply expenditures from athletic budget and booster	Start: 2011 Complete: 2012
Booster Club spending	Develop a booster club agreement approved by the School Board. Develop procedures and limits on spending requiring prior approval of Athletic Director and/or the Superintendent for expenditures of an amount to be determined to insure Title IX compliance. Hold trainings for female booster teams to assist with fund-raising initiatives.	Start: 2011 Complete: 2013
Girls Booster Club fund-raising initiatives		Start: 2011 Complete: 2012
Develop a Musketeer Club and provide training for all BC officers on Title IX.	Develop an overall booster club that will generate additional funds to support extra-curricular activities. Provide yearly training for booster clubs to help understand the impact of benefits provided by their support.	Start: 2011 Complete: 2013

Principal's Signature: *[Signature]* Date: 4-15-11

Greenup County High School  
Athletic Budget

<b>Fall Sports</b>	<u>2009-10</u>	<u>2010-2011</u>
Cross Country	\$ 500	\$500
Football	7,500	7,500
Boys Golf	1,000	1,000
Girls Golf	1,000	1,000
Boys Soccer	1,000	800
Girls Soccer	1,000	800
Volleyball	1,000	1,000
<b>Totals</b>	<b>13,000</b>	<b>12,600</b>
 <b>Winter Sports</b>		
Boys Basketball	\$5,000	
Girls Basketball	5,000	
<b>Totals</b>	<b>10,000</b>	<b>\$10,000</b>
 <b>Spring Sports</b>		
Baseball	\$1,500	\$800
Softball	1,500	\$800
Boys Tennis	500	500
Girls Tennis	500	500
Boys Track	500	500
Girls Track	500	500
<b>Totals</b>	<b>\$ 5,000</b>	<b>\$ 3,600</b>
 <b>Total</b>	 <b>\$28,000</b>	 <b>26,200</b>