

**KHSAA TITLE IX
ANNUAL REPORT SUBMISSION
STATUS REPORT
2010-2011**

KHSAA
Form T65
Revised
3/2011

TO: KHSAA Member School Superintendents, Principals, and Athletic Directors

FROM: Julian Tackett, Commissioner
Darren Bilberry, Assistant Commissioner

DATE: May 5, 2011

School	Model Laboratory School	Reviewed by	Kathy Johnston
--------	-------------------------	-------------	----------------

The following is a status report regarding the required 2010 - 2011 Title IX Annual Report submission of forms due into the KHSAA office by April 15, 2011. Appropriate KHSAA Audit Team personnel have reviewed these forms and the following is a summary of this review.

I. Checklist of Forms properly submitted in a satisfactory manner:

x	GE 19 (Annual Verification)	x	T-35 (Budget Expenses)
x	T-1 (Summary Program Chart 1)	x	T-36 (Budget Expenses)
x	T-2 (Summary Program Chart 2)	x	T-41 (Checklist – Overall Interscholastic Program)
x	T-3 (Summary Program Chart 3)	x	T-60 (Corrective Action Plan)
x	T-4 (Summary Program Chart 4)	x	T-63 (Interscholastic Survey Results)

II. Status

A.	x	2010– 2011 Forms are satisfactory and no further information or action is necessary at this time.
B.		Errors have been noted with respect to the following forms:
C.		The following forms were omitted and must be submitted by school representatives:
D.	x	According to the 2010-2011 data, the school appears to be meeting the standards established in: <input checked="" type="checkbox"/> Test 1 (Athletic participation is proportionate to enrollment) <input type="checkbox"/> Test 2 (History and continuing practice of program expansion) <input checked="" type="checkbox"/> Test 3 (Full and effective accommodation of interests and abilities)
E.	x	Other Recommendation and Comments: According to the data and responses submitted, it appears the school is meeting the standards for Test 1 and Test 3 for the provision of athletic opportunities. In the area of benefits, total athletic spending is within the acceptable parameters both on a percentage and per athlete basis. Thank you.

KHSAA Emailer

```
select ademail as email_address,school as email_name from KHSAA_Schools,KHSAA.KHSAA_new_email_checked_schools where
KHSAA_Schools.id=KHSAA.KHSAA_new_email_checked_schools.id AND KHSAA_new_email_checked_schools.user="dbilberry@khsaa.org" AND
member="T" and (ademail is not null and ademail <> "") order by school
select prinemail as email_address,school as email_name from KHSAA_Schools,KHSAA.KHSAA_new_email_checked_schools where
KHSAA_Schools.id=KHSAA.KHSAA_new_email_checked_schools.id AND KHSAA_new_email_checked_schools.user="dbilberry@khsaa.org" AND
member="T" and (prinemail is not null and prinemail <> "") order by school
select superemail as email_address,school as email_name from KHSAA_Schools,KHSAA.KHSAA_new_email_checked_schools where
KHSAA_Schools.id=KHSAA.KHSAA_new_email_checked_schools.id AND KHSAA_new_email_checked_schools.user="dbilberry@khsaa.org" AND
member="T" and (superemail is not null and superemail <> "") order by school
```

- Below is a simulation of how your email will appear.
- You can manually modify the list of addressees in the "To:" box by deleting undesired addressees or adding new ones, one per line.
- You can modify the email subject in the "Subject:" box.
- When you're ready to send your email press the "Send" button. Do not close your browser window while emails are being sent.

From:	"Darren Bilberry, KHSAA" <dbilberry@khsaa.org>
To:	"Model" <barb.shafer@eku.edu> "Model" <james.dantic@eku.edu> "Model" <doug.whitlock@eku.edu> kathy.johnston@bourbon.kyschools.us
Subject:	Model Laboratory HS 2010-2011 Annual Title IX Report
<input type="button" value="Send Email"/>	
<p>Enclosed please find a copy of Form T-65, the <u>2010-2011 KHSAA Title IX Annual Submission Status Report</u>. In addition, you may find an attachment with corrected copies of the forms submitted by your school personnel.</p> <p>Also, KHSAA Audit Team Members may have requested the resubmission of some of the 2010-2011 Annual Report Forms or need additional information on your athletic programs. Please submit this information by the date requested if this is applicable. Copies of all KHSAA Title IX documents must be kept current and included in your permanent Title IX File at the school. All documents are subject to Open Records Requests.</p> <p>Should you need any further information, please do not hesitate to contact the appropriate Title IX Auditor listed on the T-65 form or Darren Bilberry at anytime. Thank You.</p> <p>Darren Bilberry Assistant Commissioner Kentucky High School Athletic Association Telephone- 859-299-5472 Fax: 859-293-5999 E-Mail: dbilberry@khsaa.org</p>	

- attachment; filename="Model Laboratory.doc"

Copyright © 2001-2011 Kentucky High School Athletic Association (KHSAA), all rights reserved
This page is for the exclusive use of the KHSAA. Other use is strictly prohibited. Usage is monitored

To: "Darren Bilberry, KHSAA" <dbilberry@khsaa.org>

**Subject: Copy: Model Laboratory HS 2010-2011 Annual Title IX Report-
Status Rep**

From: "Darren Bilberry, KHSAA" <dbilberry@khsaa.org>

Date: Fri, 13 May 2011 10:53:46 -0400 (EDT)

Attachment: Model Laboratory.doc

Enclosed please find a copy of Form T-65, the 2010-2011 KHSAA Title IX Annual Submission Status Report. In addition, you may find an attachment with corrected copies of the forms submitted by your school personnel.

Also, KHSAA Audit Team Members may have requested the resubmission of some of the 2010-2011 Annual Report Forms or need additional information on your athletic programs. Please submit this information by the date requested if this is applicable. Copies of all KHSAA Title IX documents must be kept current and included in your permanent Title IX File at the school. All documents are subject to Open Records Requests.

Should you need any further information, please do not hesitate to contact the appropriate Title IX Auditor listed on the T-65 form or Darren Bilberry at anytime. Thank You.

Darren Bilberry
Assistant Commissioner
Kentucky High School Athletic Association
Telephone- 859-299-5472
Fax: 859-293-5999
E-Mail: dbilberry@khsaa.org



KENTUCKY HIGH SCHOOL ATHLETIC ASSOCIATION
2010-2011 ANNUAL VERIFICATION OF TITLE IX PROCEDURES
 (To be submitted by April 15, 2011 along with other required forms)

KHSAA Form GE19
Rev. 10/10

The Model Laboratory High School, APR - 7 2011
Richmond, Kentucky
 (Name of High School) (City)

certifies to the Kentucky High School Athletic Association that the following is an accurate and true representation of the facts surrounding compliance with 20 U.S.C. Sections 1681-1688, et. Seq. (also known as Title IX). I certify the following provisions in accordance with records at the school contained in the permanent Title IX file, at least one copy of which must be maintained in the Principal's office, and to the best of my knowledge have completed the following tasks:

I. Established a gender equity committee at the high school. (List committee personnel and provide attachment if necessary)

Name	Address	Phone	Title (Supt., Principal, Student, Parent, Coach, Etc.)
Amy Childers	122 Forest Hills Dr.	661-3093	Parent
Amy Hughes	624 Autumnwood Dr.	396-8673	Parent
Kenna Middleton	509 Pinchurst Cr.	624-2364	Parent
Frank Kubala	123 General Nelson Dr.	626-0497	Parent
Wes Scarberry	123 General Clayburne Dr.	421-9636	Coach
Hunter Conner	122 Forest Hills Dr.	661-3093	Student
Michael Hughes	624 Autumnwood Dr.	396-8673	Student
Alexis Reisig	785 Caleb Ln. Paint Lick, KY 40461	200-3864	Student
Madison Cornette	102 White Oak Dr.	358-3022	Student
Megan Short	106 Long View Dr.	258-2827	Student

II. Scheduled a minimum of three meetings during the 2010-2011 school year on the following dates:

November 10, 2010
April 6, 2011
May 18, 2011

III. Designated the following person(s) as the Title IX coordinator for the school:

Name	Title	Address	Phone
Barb Shafer	Athletic Director	521 Lancaster Ave., Richmond KY 40475	859-622-1035

IV. Designated the following person(s) as the Title IX coordinator for the district:

Name	Title	Address	Phone
Barb Shafer	Same as Above	Same as Above	Same as Above

School personnel are continuing to make periodic reviews of the boys' and girls' athletics program reflected in the Corrective Action Plan.

In addition to the above information, the above referenced school maintains a complete permanent file relative to Title IX records including copies of the self-assessment audit, all corrective action plans, and other related materials.

Principal's Signature

Date

4 / 04

20 11



KENTUCKY HIGH SCHOOL ATHLETIC ASSOCIATION
2010-2011 ANNUAL VERIFICATION OF TITLE IX PROCEDURES
(To be submitted by April 15, 2011 along with other required forms)

KHSAA Form GE19
Rev. 10/10

Superintendent Signature

Sheward Thompson

School Board Chairpersons' Signature

Sheward Thompson

(Send original copy to KHSAA - Maintain duplicate in Title IX school folder)



**2010-2011
ACCOMMODATION OF INTERESTS AND ABILITIES
SUMMARY PROGRAM CHART (Form T-1)**

KHSAA Form T1
Rev. 10/10

Participation Opportunities: Test One - Proportionality

		(Column 1)	(Column 2)	(Column 3)	(Column 4)
	Program	Enrollment	Percentage of Total Enrollment	Number of Interscholastic Participants (double and triple count)	Percentage of Total Participation
Row 1	GIRLS	105	48%	136	45%
Row 2	BOYS	112	52%	167	55%
Row 3	Totals	217	100%	303	100%

Instructions:

Number of 8th grade students & below used in Column 3 and Column 4 calculations: 39

- Determine the total number of girls enrolled, (place in Row 1, Column 1). Determine the total number of boys enrolled, (place in Row 2, Column 1).
- Add the total number of girls and boys enrolled to determine total enrollment, (place in Row 3, Column 1).
- Calculate the percentage of total enrollment that is female. (Divide Row 1, Column 1 by Row 3, Column 1 and place in Row 1, Column 2.) Calculate the percentage of total enrollment that is male. (Divide Row 2, Column 1 by Row 3, Column 1 and place in Row 2, Column 2.) Note: Row 1, Column 2 plus Row 2, Column 2 should total 100%.
- Ask coaches to confirm the names of those individuals who are on the team as of the first **date of regular season competition**, and cross out the names of those who were cut from the team or quit the team prior to the first regular season competitive event. Determine the total number of interscholastic athletics participants that are girls, (and place in Row 1, Column 3). In order to determine the total number of athletics participants, an individual should be counted each time he or she participates on a team. For example, if Jane Doe competes on the varsity volleyball team, the junior varsity volleyball team, the junior varsity basketball team, and the varsity softball team, she should be counted as four participants (**do not include club or intramural sports participants, cheerleaders, dance teams, or pom squads**). Calculate the same way for boys and girls. * In addition, should 8th grade students and below play on a Freshman, Junior Varsity, or Varsity team, they should also be counted for each team and sport on which they participate. If applicable, please asterisk in the above notation as to how many 8th grade students & below are included in the totals.
Using the same procedure, determine the total number of interscholastic athletic participants that are boys, (and place in Row 2, Column 3). Add Row 1, Column 3 plus Row 2, Column 3 to get total participants and place in Row 3, Column 3.
- Calculate the percentage of female participation. (Row 1, Column 3 divided by Row 3, Column 3 and place in Row 1, Column 4.) Calculate the percentage of male participation. (Row 2, Column 3 divided by Row 3, Column 3 and place in Row 2, Column 4.) Note: Row 1, Column 4 plus Row 2, Column 4 should total 100%.

Note: While being within three percent is not a formal compliance standard, if the percent listed in Row 1, Column 4 is within 3% of Row 1, Column 2, then it provides a good target within which compliance is likely.

District Signature:


Date: 4/4/11



**2010-2011
ACCOMMODATION OF INTERESTS AND ABILITIES
SUMMARY PROGRAM CHART (FORM T-2)
PARTICIPATION OPPORTUNITIES: TEST TWO - PROGRAM
EXPANSION**

		Column 1	Column 2	Column 3	Column 4	Column 5
Program		Number of Teams Currently Offered	Number of Participants	Number of Teams Added Since the beginning of the 2006-2007 School Year	Current Number of Participants for the 2010-2011 school year who are playing on teams added since the 2006-2007 School Year	Percent of Total Participation By Sex Added Since the beginning of the 2006-2007 School Year
GIRLS Row 1	varsity:	8	95			
Row 2	j.v.:	3	34			
Row 3	frosh:	1	7	1	7	
Row 4	total:	12	136	1	7	.05%
BOYS Row 5	varsity:	8	124			
Row 6	j.v.:	3	35			
Row 7	frosh:	1	8			
Row 8	total:	12	167	0	0	0

- 1) For Column 1, list the number of interscholastic teams offered for girls and boys at each competitive level (varsity, junior varsity, and freshman). For girls, total each of the entries in Rows 1, 2, and 3 into Row 4. For boys, total Rows 5, 6, and 7 into Row 8.
- 2) For Column 2, list the number of participants at each level. For girls, total each of the entries in Rows 1, 2, and 3 into Row 4. For boys, total Rows 5, 6, and 7 into Row 8. Note: The totals in Row 4 for girls and in Row 8 for boys must be the same as the totals in Form T-1, Column 3, Rows 1 and 2 respectively.
- 3) For Column 3, list the number of interscholastic teams that have been added in the last five years at each competitive level. Count each team added during the 5 year period only one time. e.g. Girl's junior varsity soccer was added 3 years ago, count the team only once, not 3 times. For girls, total the entries in Rows 1, 2, and 3 into Row 4. For boys, total Rows 5, 6, and 7 into Row 8.
- 4) For Column 4, list the number of participants that are currently on each level of the teams that were added in the last five years. If a team was added previously but no longer exists, there are no current participants to be added for that team. For girls, total the entries in Rows 1, 2, and 3 into Row 4. For boys, total Rows 5, 6, and 7 into Row 8.
- 5) For Column 5, calculate the percentage of participants that have been added in the last five years. For girls, take the number in Column 4, Row 4 and divide by the number in Column 2, Row 4. For boys, take the number in Column 4, Row 8 and divide it by the number in Column 2, Row 8.
- 6) **Note: If the percentage of current participants added in the last five years is 25% or greater for the underrepresented sex (most likely girls), compliance with Test Two may be possible. If less than 25%, then compliance with Test Three should be analyzed. CAUTION: 25% is not a formal compliance standard.**

Principal's Signature:  Date: 4/4/11



**2010-2011
ACCOMMODATION OF INTERESTS AND ABILITIES
SUMMARY PROGRAM CHART (FORM T-3)**

KHSAA Form T3
Rev. 10/10

Participation Opportunities Test Three Full Accommodation

FOR ANY QUESTION ANSWERED "YES" IDENTIFY THE RESPECTIVE SPORT(S).

	GIRLS (Yes / No)		BOYS (Yes / No)
1. Based on the responses from your most recent student survey, is there sufficient interest to form a viable interscholastic team for a sport not currently offered? If yes, what sport?	NO		NO
2. For a sport not currently offered at the varsity level, is there sufficient interest based on your most recent Student Interest Survey to form a viable team for an interscholastic freshman team or junior varsity team?	NO		NO
3. For a sport currently offered at the interscholastic Junior Varsity or freshmen level, is there sufficient interest, based on your most recent Student Interest Survey, to form a varsity team?	NO		NO
4. If you answered YES to question (1), (2), or (3), are there enough high schools in the geographic area offering the sport (at the appropriate level) to allow for the development of a reasonable schedule of competition?	N/A		N/A
5. If you answered YES to question (1), (2), (3), or (4), are there enough high schools in the geographic area offering the sport (at the appropriate level) to allow for the development of a reasonable schedule of competition?	N/A		N/A

Remember, test three – full accommodation means addressing the unmet interest of the underrepresented sex (most likely girls), not the overrepresented sex (most likely boys).

Plans to Address Interest:

- **SEE ATTACHED**

Principal's Signature :

Date:

12/14/11

FORM T3 ATTACHMENT

The student survey indicated that on question #2 that 32 girls were interested in playing volleyball. This writer pulled all of those surveys that checked volleyball and found the following information :

1. Out of those 32 that checked they were interested in playing volleyball, only 21 checked that as their only sport of interest (as opposed to checking multiple sports that they would like to play in the Fall season)
2. Out of those 21, 10 indicated on question #1 that they were satisfied with the School District's current offerings.
3. Out of those 21, only 2 indicated that they would be interested in playing volleyball on the intramural level and only 8 of those 21 indicated that they participated in outside activities.
4. On question #8, out of those 21, 11 indicated that they currently participate in interscholastic athletics during any season and 9 indicated that they did not participate in any sports with the following reasons : 1 preferred band, chorus, etc.; 1 indicated it was too expensive; 2 would prefer to participate in a club or intramural sport; and 4 indicated that the sport they like isn't offered.

While the survey, at face value, indicates a large number of respondents wanting to have volleyball at our school (32) in reality, this number breaks down as one looks at the answers submitted more closely. We also had a number of 31 participants who indicated they would like to see football at our school and I believe that I would find similar discrepancies should I break this figure down in similar fashion.


As with all small schools, the number of participants on any given athletic team can vary from year to year, and does tend to go in cycles depending on level of interest and numbers of girls. This year has been a struggle for Model's girls teams as while the T1 form indicates 136 total participants, that figure is double and triple counted, wherein some of our teams are so small in number that the girls are asked to play both JV and Varsity (sometimes even freshmen) too and that is relying on middle school students to participate in some cases. There have been times this year that we have had to worry about forfeiting due to lack of numbers, whenever illness or injury hits one of our teams. If girls are asked to choose between volleyball, soccer, golf and cross country, I am not sure that we would have enough participants to field all 4 teams and potentially could end up dropping a program (s).

In addition, our school lost 1 full time teaching position and 2 instructional teacher aide positions this year due to budget cuts, and this financial pinch that all schools are feeling definitely filters to all departments, including athletics. The addition of a new sport at this time, between coaching staff, equipment and uniforms, officials, facility updates, and transportation

would be worrisome as to how we would come up with the funding, and where we would have to take it away from to make it a go.

While it is probably not realistic at this time to add another sport, I would suggest that perhaps we hold a forum in the future for the girls in our school to establish the true level of commitment for adding volleyball as a competitive sport to our school. This might give us a better idea with regard to the feasibility of maintaining 4 Fall sports for girls and allow us time to determine where the cost of such changes can come from.

Respectfully Submitted,

A handwritten signature in cursive script, appearing to read "BH Shafer".

Barb Shafer

Model High School Athletic Director



**2010-2011
ACCOMMODATION OF INTERESTS AND ABILITIES
SUMMARY PROGRAM CHART (FORM T-4)**

KHSAA Form T4
Rev. 10/10

Levels of Competition Test One

		Column 1	Column 2	Column 3
Girls	Team Levels	Number of Teams Currently Offered	Number of Participants	Percentage of Participants at Each Level
Row 1	varsity:	8	95	70%
Row 2	j.v.:	3	34	25%
Row 3	frosh:	1	7	5%
Row 4	total:		136	100%
Boys				
Row 5	varsity:	8	124	74%
Row 6	j.v.:	3	35	21%
Row 7	frosh:	1	8	5%
Row 8	total:		167	100%

- 1) Column 1, list the number of interscholastic teams offered for girls and boys at each competitive level; varsity, junior varsity, and freshman. (Refer to Form T-2, Accommodation of Interests and Abilities, Summary Program Chart 2, Column 1.)
- 2) For Column 2, list the number of participants at each level. For girls, total the entries in Rows 1, 2, and 3 into Row 4. For boys, total the entries in Rows 5, 6, and 7 into Row 8. (Refer to Form T-2, Accommodation of Interests and Abilities, Summary Program Chart 2, Column 2.)
- 3) For Column 3, calculate the percentage of female and male participants at each level.
 For girls' varsity, junior varsity, and frosh, respectively:
 - Divide Column 2, Row 1 by Column 2, Row 4, and place the percentage in Column 3, Row 1
 - Divide Column 2, Row 2 by Column 2, Row 4, and place the percentage in Column 3, Row 2.
 - Divide Column 2, Row 3 by Column 2, Row 4, and place the percentage in Column 3, Row 3.
 For boys' varsity, junior varsity, and frosh, respectively:
 - Divide Column 2, Row 5 by Column 2, Row 8, and place the percentage in Column 3, Row 5.
 - Divide Column 2, Row 6 by Column 2, Row 8, and place the percentage in Column 3, Row 6.
 - Divide Column 2, Row 7 by Column 2, Row 8, and place the percentage in Column 3, Row 7.

Principal's Signature: _____ Date: 4/4/11



**2010-2011
ACTUAL EXPENDITURES - PROGRAM COMPARISON CHART 1 -(FORM T-35)
TO INCLUDE BOOSTER CLUB FUNDING**

Sports	Equipment and Supplies		Travel		Awards		Coaches' salaries (to include supplemental and extended employment; dollar amount required)	# Coaches for all levels / # Teams for all levels	Facilities improvements		Publications (if sport-specific)	
	Expenditures	Expenditures	Expenditures	Expenditures	Expenditures	Expenditures			Expenditures	Expenditures	Expenditures	Expenditures
G basketball	471.54	5,141.61	2,351.25	100.00	48.56	672.00	4,737.00	2/2				
B basketball	*4,166.54	6,238.91	3,319.03	445.00	48.56	1,243.20	4,737.00	2/2				
G softball	1,016.54	1,970.93	1,997.50	1,927.60	48.56	288.25	2,006.00	2/2				
B baseball	*3,120.09	2,611.95	2,206.31		48.56	175.00	2,006.00	2/2				
G cross country	59.54	276.37	255.63		48.56	0	654.00	1/1				
B cross country	59.54	276.37	255.63		48.56	0	654.00	1/1				
G golf	59.54	750.00	55.87		48.56	0	916.00	1/1				
B golf	107.54	800.00	311.25		48.56	0	916.00	1/1				
G soccer	184.00	1,031.45	1,188.75		48.56	1,150.15	2,006.00	2/2				
B soccer	359.00	497.45	2,008.75		48.56	384.25	1,263.00	1/2				
G swimming	59.54	1,920.59	376.38	912.42	48.56	834.89	1,003.00	2/2				93.95
B swimming	59.54	1,920.59	376.38	912.42	48.56	834.89	1,003.00	2/2				93.95

- Total expenditures on T-35 and T-36 on the 2010-2011 year report due by April 15, 2011 of each school year, should reflect the total monies spent (rounded off to nearest dollar) for the entire school year of 2009-2010 ending June 30, 2010.
- Booster Club Funding/Contributions must be included in the above expenditures total. (Note: It is illegal for coaches to be paid by Booster Clubs - Reference KHSAA Bylaw 27)

Principal's Signature: _____ Date: 4/14/11



ACTUAL EXPENDITURES - PROGRAM COMPARISON CHART 2 - (Form T36)
TO INCLUDE BOOSTER CLUB FUNDING

Sports	Equipment and supplies		Travel		Awards		Coaches' salaries (to include supplemental and extended employment; dollar amount required)	Facilities improvements		Publications (if sport-specific)	
	School	Booster	School	Booster	School	Booster		School	Booster	School	Booster
G track	79.77	2,532.31	1,066.25	64.53	48.56	311.45	824.00	1/1	461.71		
B track	79.77	2,532.31	1,066.25	64.53	48.56	311.45	824.00	1/1	461.71		
G tennis	242.40	1,468.38	431.94		48.56	0	743.00	1/1			
B tennis	242.40	1,478.12	443.78		48.56	0	743.00	1/1			
G volleyball											
B wrestling											
G (list sport)											
B football											
G (list sport)											
B (list sport)											

- Total expenditures on T-35 and T-36 on the 2010-2011 year report due by April 15, 2011, should reflect the total monies spent (rounded off to nearest dollar) for the entire school year of 2009-2010 ending June 30, 2010.
- Booster Club Funding/Contributions must be included in the above expenditures totals. Indicate percentage of total expenditures for each gender. (If disparities are obvious, list on your Corrective Action Plan (T-60) what action you will take to correct the problem.)

Gender	Expenditures	Percentage
Boys	\$ 51,998.38	54%
Girls	\$ 45,082.51	46%
Total:	\$97,080.89	100%

Principal's Signature: _____

Date: 4/14/11

*T35/36 EXPLANATION

On the T35 and T36 expenditure sheets, an * indicates that those teams got new team uniforms this year, per the 3 year rotation system that is in place. This cost is reflected within the School expenditure under equipment and supplies

This year costs were as follows :

Boys High School Basketball : \$3,750.00

Boys High School Baseball : \$2,575.00

Total : \$6,325.00



2010-2011 KHSAA TITLE IX ATHLETICS AUDIT (Form T-41)
Checklist - Overall Interscholastic Athletics Program


KHSAA Form T-41
Rev. 10/10

DIRECTIONS:

For the Areas of Compliance (Opportunities and Benefits) listed on the left hand side of the page, place a checkmark under the appropriate column identifying whether your school provided an advantage to the Girls' Program, or to the Boys' Program or to Neither Program. A review of T-35 and T-36 spending patterns might be helpful in completing this form.

Areas of Compliance:	ADVANTAGE TO:		
	GIRLS' PROGRAM	BOYS' PROGRAM	NEITHER PROGRAM
OPPORTUNITIES			
Accommodation of Interest and Abilities			X
BENEFITS			
Equipment and Supplies			X
Scheduling of Games and Practice Time			X
Travel and Per Diem Allowances			X
Coaching			X
Locker Rooms, Practice and Competitive Facilities			X
Medical and Training Facilities and Services			X
Publicity			X
Support Services			X
Housing and Dining			X
Tutoring			X
Athletic Scholarships			N/A

If an advantage/inequity is indicated, corrective action should be shown on the Corrective Action Plan, Form T-60.

Principal's Signature:  Date: 4/4/11



**2010-2011 TITLE IX
CORRECTIVE ACTION PLAN
(FORM T-60)**

SCHOOL NAME Model Laboratory High
School _____

DIRECTIONS:

1. For Column 1, indicate the intended area (Opportunities or Benefits) which needs corrective action in order to achieve gender equity. For Column 2, write the suggested change or activities that will correct the area in need of alteration. For Column 3, include the estimated completion date for the changes or activities.
2. It is possible to attain compliance with Title IX and no longer need "corrective" action. However, the KHSAA strongly encourages compliant schools to identify items for improvement (Column 1), activities to accomplish the improvement (Column 2) and a timetable for completion (Column 3) that will strengthen the athletic program.
3. You may copy this form as needed. Please attach corrective action plans along with audit forms and submit by April 15, 2011.

COLUMN 1	COLUMN 2	COLUMN 3
SPECIFIC ITEM FOR CORRECTION/ IMPROVEMENT	PLAN FOR SUGGESTED CHANGE	START DATE AND COMPLETION DATE OF CORRECTIVE ACTION
FACILITIES	<ol style="list-style-type: none"> 1) Update Boys Varsity Locker Room; paint gym 2) Concession update : softball & baseball 3) Team covered benches; landscape @ Soccer 	<ol style="list-style-type: none"> 1) 2001 -ongoing 2) 2009- ongoing 3) 2009 - ongoing
EQUITABLE DISTRIBUTION OF TEAM UNIFORM FUNDING	<ol style="list-style-type: none"> 1) Continue 3 year rotation plan developed in 2000 	<ol style="list-style-type: none"> 1) Ongoing : 2011-12 Girls and Boys HS Soccer
STUDENT ATHLETE ROLE	<ol style="list-style-type: none"> 1) Participation on Athletic Council 2) Improved communication and participation 3) Student Athlete Handbook 	<ol style="list-style-type: none"> 1) Ongoing - yearly commitment 2) Attend HYPE conference, Pep Club Activities 3) Revisit for updates; submit online for information
COACHING STAFF	<ol style="list-style-type: none"> 1) Salary increase ; encourage retention 2) Continue improved communication 	<ol style="list-style-type: none"> 1) COMPLETED FOR 2010-11 SCHOOL YEAR I 2) Email, staff meetings, continued education, involve staff in Athletic Council - ongoing
STUDENT/PARENT/FACULTY	Continue to encourage and promote school spirit, sportsmanship, participation and support of athletic programs for all stake holders	Ongoing - Pep club activities, guest speakers, game activities, improved public relations, use of media/web sites for information.
BOOSTER CLUBS/SCHOOL FUNDS	Continue to monitor and advise spending of team monies; create more awareness of gender equity among teams.	Ongoing - Involve the Title IX/Athletic council in more financial issues; encourage Coaching staff to be involved in team spending; work with vendors to get the best prices for quality

Principal's Signature: *[Signature]* Date: 4/14/11



**INTERSCHOLASTIC ATHLETICS
SURVEY (FORM T-63)
Summary of Student Responses**

School Year: 2010-2011

School Name: Model Laboratory High School

**Enrollment
(9-12 Grade):** 217 (SHOULD AGREE WITH FORM T-1, COLUMN 1, ROW 3)

Number of 9-11 Grade Students Surveyed: 151

Number of 8th Grade Students Surveyed: 54

Date: 3/15/11

Completed By: Barb Shafer - Model Laboratory High School Athletic Director

Instructions:

1. Summarize the Student Athletics Interest Surveys Form T-61 by listing the total number of responses on the line next to each sport.
2. Under the Other Category please provide a listing of the sports as well as the number of students who are interested in participating.
3. Please sign and date this Summary Form (T-63) and mail this Summary Form only to the KHSAA by April 15. Do not mail the student surveys (Form T-61). However, these Forms should be maintained in your files in the event they are requested subsequently.

205 Number of Surveys

205 Total Returned (*A minimum of 80% return is expected*)

8- 11 Grades Surveyed (*Should be grades 9-11 and 8th grade if school has a feeder system*)

Who Administered The Survey? BARB SHAFER

How Was The Survey Administered? Grades 9-11 during 2nd block; grade 8 during 5th block

Give details on how it was administered and to which school group, Example: English classes, or all home rooms, etc. or advisee/advisor?)

KHSAA Sanctioned Fall Sports (List Total Number of Participation Responses)

14 Cross Country (Girls)

8 Cross Country (Boys)

31 Football (Boys)

5 Golf (Girls)

14 Golf (Boys)

27 Soccer (Girls)

39 Soccer (Boys)

32 Volleyball (Girls)

Winter Sport (List Total Number of Participation Responses)

15	Basketball (Girls)
42	Basketball (Boys)
19	Indoor Track (Girls)
16	Indoor Track (Boys)
6	Swimming & Diving (Girls)
10	Swimming & Diving (Boys)
5	Wrestling (Boys)

Spring Sport (List Total Number of Participation Responses)

24	Baseball (Boys)
22	Fast Pitch Softball (Girls)
20	Tennis (Girls)
19	Tennis (Boys)
24	Track (Girls)
17	Track (Boys)

Non-KHSAA Championship Sports (From Student Survey T-61 Question 10)

37	Archery
19	Field Hockey
30	Bowling
1	Gymnastics (Boys)
19	Gymnastics (Girls)
24	Ice Hockey
23	Lacrosse (Boys)
16	Lacrosse (Girls)
28	Rifle
7	Rodeo
6	Slow Pitch Softball
14	Volleyball (Boys)
n/a	Water Polo
21	Weightlifting
18	Other sports not listed _____

**Number of Students who participate in Intramural Sports
(From Student Survey T-61 Question 5)**

Sport	Number
*Model does not have any intramural sports	0

List Intramural Sports students are interested in adding:
 (From Student Survey T-61 Question 6)

<u>Sport</u>	<u>Number</u>
Football	5
Table Tennis	3
Soccer	3
Basketball, baseball, hockey, volleyball, dance, martial arts,	2
Wrestling, softball, lacrosse, Frisbee, bowling	1

Participation in Non-School Sports Activities
 (From Student Survey T-61 Question 7)


<u>Sport</u>	<u>Number</u>
Soccer	30
Softball	11
Swim, tennis	10
Basketball, baseball	7
Cheer, dance, karate, football	4
Track, lacrosse, archery, bowling, golf, skateboarding, horseback riding	1

Reasons for not participating in interscholastic athletics
 (From Survey Question 8)

- 20 I prefer other activities such as band, chorus, etc.
- 21 I don't have time
- 9 The practice schedules and game times are inconvenient
- 11 The sport I like isn't offered
- 2 It's too expensive
- 7 I prefer to participate in club or intramural sports
- 3 Working
- 10 Other: _____

Student Suggestions to encourage participation

Having fun; to make more friends; benefits from exercise/ be healthy; have better equipment and facilities; win more games; advertise games more; play better competition; more convenient practice times; more team building/bonding exercises; less paperwork to play


 Principal's Signature

4/4/11
 Date



**KHSAA TITLE IX
(FORM T-50)
2010-2011 SCHOOL YEAR**

(Continued)

School Name: Model Laboratory High
School _____

Gender Equity Review Committee Members:

MEMBER NAME	TITLE	SIGNATURE	DATE	(✓)*
Amy Childers	Parent	<i>Amy Childers</i>	4/5/11	✓
Amy Hughes	Parent			
Kenna Middleton	Parent	<i>Kenna Middleton</i>	4/5/11	✓
Frank Kubala	Parent	<i>Frank Kubala</i>	4/5/11	✓
Wes Scarberry	Coach	<i>Wes Scarberry</i>	4/5/11	✓
Hunter Conner	Student	<i>Hunter Conner</i>	4/4/11	✓
Michael Hughes	Student	<i>Michael Hughes</i>	4-4-11	✓
Alexis Reising	Student	<i>Alexis Reising</i>	4/4/11	✓
Madison Cornette	Student	<i>Madison Cornette</i>	4/4/11	✓
Megan Short	Student	<i>Megan Short</i>	4/4/11	✓

- - Please check (✓) if Gender Equity Review Committee members have reviewed this final submission.