



*2013 KHSAA Boys' Sweet Sixteen®
State Tournament*



*Rupp Arena | Lexington
March 6-10, 2013*

2013 KHSAA BOYS' SWEET SIXTEEN® STATE BASKETBALL TOURNAMENT

March 6-10 • Rupp Arena • Lexington

(All-Times Eastern & Local To Site – Top Team In Bracket Will Be The Home Team)

Wayne County

Wed., March 6
12:00 p.m.
Madison Central

Holmes

Wed., March 6
1:30 p.m.
Pleasure Ridge Park

Graves County

Wed., March 6
6:30 p.m.
Ohio County

Hopkinsville

Wed., March 6
8:00 p.m.
South Oldham

Warren Central

Thurs., March 7
12:00 p.m.
Montgomery County

Fleming County

Thurs., March 7
1:30 p.m.
John Hardin

Johnson Central

Thurs., March 7
6:30 p.m.
Ballard

Knott County Central

Thurs., March 7
8:00 p.m.
Clay County

Fri., March 8
12:00 p.m.

Fri., March 8
1:30 p.m.

Fri., March 8
6:30 p.m.

Fri., March 8
8:00 p.m.

Sat., March 9
7:30 p.m.

Sat., March 9
9 p.m.

Sun., March 10
2 p.m. (ET)
(Subject to Change)

2013
State Champion





Hear the games locally in the Lexington area on WVLK-AM (590) and WVLK-FM (101.5) the official home of the KHSAA Sweet 16®

The KU/KHSAA Radio Network, now in its 16th year, is a joint venture between the KHSAA, Dick Farmer of Louisville and Tom Stevens of Nashville. Kentucky Utilities has served as the title sponsor since the network inception and will again be title sponsor for both the 2013 Girls' & Boys' State Championships.

WVLK AM (590) of Lexington will be the flagship station for the Boys' State Tournament.

Doug Ormay of the University of Louisville Network and Gary Ball will handle the play-by-play duties. Former Fairdale State Champion coach Stan Hardin, State Tournament participant Cameron Mills of Paul Laurence Dunbar and former Sweet 16® and University of Kentucky standout Lea Wise-Prewitt will handle color commentary. Mike Tussey will handle sideline duties and Wes Strader will handle special feature interviews.

Ormay, a 1975 graduate of Point Park College in Pittsburgh, PA, has long been associated with sports coverage and radio work in the Commonwealth. He is a former member of the University of Kentucky and Penn State University radio networks and worked 20 years for the Kentucky News Network. Ormay has called 31 Boys' State Basketball Tournaments and has also served as lead play-by-play announcer for KHSAA State Football Championship productions. He is a member of the University of Louisville men's basketball radio team.

Ball is in his ninth year with the network. He hosts the popular "Scholastic Ball Report" on WKYT-TV in Lexington. The weekly show features high schools sports. He does play-by-play for high school sports for WVLK, Lexington, and has worked as play-by-play announcer for the Rawlings/KHSAA Football and Baseball networks.

Stan Hardin coached Fairdale to back-to-back State Championships in 1990 and 1991 and is a member of the Bellarmine University radio broadcast team. Hardin was a 2006 inductee into the Dawahares/KHSAA Hall of Fame.

Former Paul Laurence Dunbar standout Cameron Mills returns to the broadcast team. He helped the Bulldogs to back-to-back State runner-up finishes in 1993 and 1994. Mills went on to play for the University of Kentucky Wildcats, helping UK to three consecutive Final Four appearances, including NCAA titles in 1996 and 1998.

Mike Tussey, the former voice of Northern Kentucky University basketball, will be in his inaugural year as sideline reporter. He is a member of the West Virginia Broadcasting Hall of Fame.

Wes Strader will be working his 53rd Boys' State Tournament. Strader, spent 36 years as the "Voice of the Hilltoppers" for Western Kentucky University's radio network and called the action from the Boys' State Tournament for 38 years prior to joining the KU/Sweet 16® Network. He was inducted into the Dawahares/KHSAA Hall of Fame in 2002.

Lea Wise Prewitt returns for a second year on the network for the KHSAA Boys' Sweet 16®. Prewitt has worked as a color analyst for the Houchens Industries/KHSAA Girls' Sweet 16® for the past 13 years and was a standout for Lafayette High School and the University of Kentucky.

Other network personalities will be assigned as needed.

Interested advertisers should contact Tom Stevens (tstevens@learfield.com) or Dick Farmer (richardfarmer4@gmail.com).



PPL companies

RADIO NETWORK AFFILIATES
(Listing as of March 2)

STATION	CITY	AM	FM	STATION	CITY	AM	FM
WBRT	Bardstown	1320		WKLB	Manchester	1290	
WBRT	Bardstown		97.1	WKLB	Manchester		104.5
WCBL	Benton	1290		WIVY	Morehead		96.3
WCBL	Benton		99.1	WMSK	Morganfield	1550	
WBGH	Bowling Green	1340	AM	WMSK	Morganfield		95.3
WTCO	Campbellsville	1450		WFBR	Mt. Washington		95.3
WAIN	Columbia	1270		WLOC	Munfordville	1150	
WCTT	Corbin	680		WNBS	Murray	1340	
WCTT	Corbin		107.3	WFOC	Murray	1130	
WCYN	Cynthiana		102.3	WMOK	Paducah	920	
WHSX	Edmonton		99.1	WKYH	Paintsville	600	
WTHX	Elizabethtown		101.5	WSIP	Paintsville		98.9
WFLF	Flemingsburg	1400		WLSI	Pikeville	900	
WFLF	Flemingsburg		95.1	WLSI	Pikeville		95.9
WCLU	Glasgow	1490		WPRT	Prestonsburg	960	
WUGO	Grayson		102.3	WPRT	Prestonsburg		104.5
WKIC	Hazard		97.9	WLCK	Scottsville	1250	
WSON	Henderson	860		WKQK	Whitesburg		103.9
WSON	Henderson		96.5	WBTH	Williamson, WV	1400	
WHOP	Hopkinsville	1230		WBTH	Williamson, WV		102.5
WHOP	Hopkinsville		95.3				
WCYO	Irvine		100.7				
WJKY	Jamestown	1060					
WVLK	Lexington	590					
WVLK	Lexington		101.5				
WFTG	London	1400					
WHBE	Louisville	680					
WFMW	Madisonville	730					

Kentucky Association of Pep Organization Sponsors



Boys' Sweet 16® Champions
Knott County Central

59 YEARS OF CHEERS

The Kentucky Association of Pep Organization Sponsors was founded in 1954 by Stella S. Gilb, Professor of Physical Education at the University of Kentucky. Mrs. Gilb believed cheerleaders should be encouraged to constantly improve the skills and techniques while supporting their athletic teams. Sponsors of cheerleading squads throughout the state were then organized to continue this philosophy. Various cheerleading companies were invited to Kentucky for workshops and clinics to provide educational experience for our coaches and cheerleaders. KAPO, believing that cheerleaders should in some way be rewarded for their time and efforts, started the Sweet 16® Competition in 1955.

PAST BOYS' SWEET 16® WINNERS

1955	Berea	1986	Pleasure Ridge Park
1956	Shelbyville	1987	Rowan County
1957	Lafayette	1988	Henry Clay
1958	Hazard	1989	Wayne County
1959	Maysville	1990	Male
1960	Owensboro	1991	Greenup County
1961	Seneca	1992	Scott County
1962	Ashland	1993	Ashland Blazer
1963	Owensboro	1994	Paul Dunbar
1964	Mayfield	1995	Boyd County
1965	Shelby County	1996	Harrodsburg
1966	Harrison County	1997	Greenup County
1967	Franklin County	1998	Paintsville
1968	Henry Clay	1999	Madison Central
1969	Clark County	2000	Perry Co. Central
1970	Paris	2001	Madisonville-N. Hopkins
1971	Lafayette	2002	Wayne County
1972	Bryan Station	2003	Henry Clay
1973	Boyd County	2004	Perry County Central
1974	Bryan Station	2005	Perry County Central
1975	Shelbyville	2006	Madison Central
1976	Harrison County	2007	Clark County
1977	Shelby County	2008	Hazard
1978	Shelby County	2009	Elliott County
1979	Lafayette	2010	West Jessamine
1980	Bourbon County	2011	Perry County Central
1981	Boyd County	2012	Knott County Central
1982	Warren Central		
1983	Henry Clay		
1984	Bourbon County		
1985	Greenup County		

Ballard Bruins (29-4)



2012-13 BALLARD BRUINS (pictured left to right) — BACK ROW: Raeshawn Robinson, Kelan Martin, Corey Douglas, Malyiek McCray, Malik Dow, Rijad Kovacevic, Brandon Berry. MIDDLE ROW: Matt Kendzior, Chris Huff, James Schooler, Chris Renner, Rick Kelly, Elmer Bennett, Greg Willis. FRONT ROW: Aaron Baker, Jalen Perry, Quentin Snider, Zach Caggins, Lavonne Holland, Dontez Byrd, Timmy Haick, Will Bush, Esteban Pardo.



QUICK FACTS

Name: Ballard
 District: 28
 Region: 7
 City: Louisville
 County: Jefferson
 Nickname: Bruins
 Colors: Cardinal & White
 Superintendent: Donna Hargens
 Principal: Jim Jury
 Athletic Director: Chris Kinney
 Head Coach: Chris Renner
 Tournament Appearances: 15th
 Tournament Titles: 3
 All-Time Tournament Record: 29-11
 First Appearance: 1976
 Most Recent Appearance: 2010

Team Roster

No.	Name	Ht.	Wt.	Pos.	Yr.
1	Malik Dow	6' 3	175	F	Fr.
3	Kelan Martin	6' 6	225	F	Jr.
4	Quentin Snider	6' 1	170	G	Jr.
5	Timmy Haick	6' 1	175	G/F	Sr.
10	Dontez Byrd	5' 10	165	G	Sr.
14	Brandon Berry	6' 1	180	G/F	So.
21	Jalen Perry	6' 1	170	G	So.
22	Rayshawn Robinson	6' 3	175	F	So.
23	Malyiek McCray	6' 3	160	G	So.
25	Maalik Henry	6' 0	160	G	Jr.
30	Lavonne Holland	6' 0	155	G	Sr.
31	Rijad Kovacevic	5' 10	155	G	Jr.
32	Paul Schiavone	5' 9	135	G	So.
33	Zach Caggins	6' 2	170	G/F	Sr.
35	Corey Douglas	6' 5	160	F	So.
40	Sean Hammonds	6' 2	210	F	So.

Head Coach: Chris Renner

Assistant Coaches: David Seale, Raymond Kline, Gregory Willis, Elmer Bennett, James Schooler

2012-13 SCHEDULE

Date	Opponent	W/L	Score
11/27	at Scott County	W	79-70
11/30	vs. Travis (TX)	L	76-78
12/4	at Atherton	W	98-53
12/11	at Jeffersonville (IN)	W	69-67
12/15	at Indianapolis Cathedral (IN)	L	63-68
12/19	vs. Butler	W	99-84
12/21	vs. Hopkinsville	W	92-69
12/22	vs. Madison Central	W	88-86
12/23	vs. Christ Presbyterian Acad. (TN)	L	71-83
12/26	vs. American (Hialeah) (FL)	W	87-79
12/27	vs. Morgan County (GA)	W	64-57
12/28	vs. West Gadsden (FL)	W	75-35
12/29	vs. Deerfield Beach (FL)	W	72-67
1/8	at Central	W	74-73
1/11	at DuPont Manual	W	96-81
1/16	DeSales	W	80-31
1/18	Jeffersontown	W	79-60
1/19	Moore	W	82-53
1/19	Trinity (Louisville)	L	52-53
1/22	Seneca	W	85-70
1/25	at St. Xavier	W	73-61
1/26	at Christian Acad.-Louisville	W	86-61
1/29	at Fern Creek	W	91-44
2/5	Kentucky Country Day	W	80-42
2/8	Eastern	W	87-67
2/11	Western	W	80-68
2/12	Jeffersontown	W	101-75
2/15	Male	W	84-74
2/19	Kentucky Country Day	W	92-59
2/21	Eastern	W	86-51
2/25	vs. Seneca	W	76-47
2/27	vs. Male	W	59-49
3/2	vs. Trinity (Louisville)	W	57-46

Clay County Tigers (26-6)



2012-13 CLAY COUNTY TIGERS (pictured left to right) — FRONT ROW: Byron Allen, Jarrod Rice, Charles Gabbard, Trevor Sams, Tyler McDaniel, Blake Rojas, Blake Smith, Will Sexton, Travis Smith, John Lucas Hubbard. BACK ROW: Head coach Robert Marcum, Asst. coach James D. Smith, Wes Wolfe, Marty Bowling, Christian McNeal, Kody Reed, Stephon Lyttle, Ryan Holland, Travis Mills, Asst. coaches Harvey Travis, Jimmy Dezarn and Glenn Gray.



QUICK FACTS

Name: Clay County
District: 49
Region: 13
City: Manchester
County: Clay
Nickname: Tigers
Colors: Black, White & Gold
Superintendent: Reecia Samples
Principal: Michael Gregory
Athletic Director: Robert Nicholson
Head Coach: Robert Marcum
Tournament Appearances: 28th
Tournament Titles: 1
All-Time Tournament Record: 21-26
First Appearance: 1953
Most Recent Appearance: 2001

Team Roster

No.	Name	Ht.	Wt.	Pos.	Yr.
4	Charlie Gabbard	5' 8	155	G	Jr.
5	Kody Reed	6' 2	150	F	Sr.
10	Trevor Sams	5' 9	145	G	8th
14	Will Sexton	5' 3	122	G	8th
15	Ryan Holland	6' 1	205	F	So.
20	Blake Rojas	5' 11	175	G	Sr.
21	Wes Wolfe	6' 2	180	F	Fr.
22	Tyler McDaniel	5' 11	140	G	So.
23	Jarrod Rice	6' 1	190	G	Sr.
24	Travis Smith	5' 11	205	G	Sr.
25	Blake Smith	6' 0	142	G	Fr.
32	Marty Bowling	6' 3	185	F	Sr.
33	Travis Mills	6' 2	190	C	So.
35	Stephon Lyttle	6' 1	208	F	Sr.
44	Christian McNeal	6' 3	245	C	Sr.

Head Coach: Robert Marcum

Assistant Coaches: Harvey Travis, Glenn Gray, James Smith, Jimmy Dezarn

2012-13 SCHEDULE

Date	Opponent	W/L	Score
11/30	Knoxville Catholic (TN)	W	65-55
12/1	Lloyd Memorial	W	63-31
12/4	at Corbin	W	72-66
12/8	Holy Cross (Louisville)	W	79-49
12/11	Boyle County	W	58-51
12/13	at Knox Central	L	62-68
12/17	North Laurel	W	68-53
12/20	vs. Ashland Blazer	L	67-71
12/21	vs. East Carter	W	80-63
12/22	vs. Lewis County	W	84-60
12/27	vs. Sunland, Bahamas	W	65-54
12/28	vs. Pebblebrook (GA)	W	54-52
12/29	vs. Dacula (GA)	L	57-62
1/4	Jackson County	W	68-67
1/5	Wayne County	L	53-81
1/9	at Perry County Central	L	43-46
1/10	vs. Harlan County	L	47-58
1/18	at North Laurel	W	58-52
1/21	Oneida Baptist Institute	W	83-24
1/22	Bell County	W	57-55
1/28	Pineville	W	67-53
1/31	at Williamsburg	W	80-52
2/5	South Laurel	W	69-62
2/8	at Jackson County	W	64-63
2/9	Breathitt County	W	78-66
2/13	Perry County Central	W	61-60
2/15	at Middlesboro	W	78-53
2/20	vs. Red Bird	W	78-38
2/22	vs. North Laurel	W	64-58
2/25	vs. Barbourville	W	91-64
3/1	vs. Middlesboro	W	82-70
3/2	at Harlan County	W	84-76

Fleming County Panthers (28-6)



2012-13 FLEMING COUNTY PANTHERS (pictured left to right) — FRONT ROW: 15-Ashton Hall, 24-Bryce Gooding, 3-Keion Crumbie, 2-Savon McAdams, 30-Michael Todd, 23-Amani Thomas, 35-Wilder Williams, 21-Carmelo Puento, 1-Austin Vice. MIDDLE ROW: Asst. Coach Jimmy Hall, Asst. Coach Lamont Taylor, Asst. Coach Deon Taylor, Mgr. Ashley Hickerson, Mgr. Taylor Cox, Mgr. Morgan Alexander, 4-Clayton Browning, 32-Stuart Hurd, Asst. Coach Chris Davis, Asst. Coach Josh Graham, Head Coach Mark Starns. BACK ROW: 10-Darion Burns, 12-Martin Puento, 22-Bryson McKee, 33-Brady Saunders, 20-Troy Steward, 25-Cameron Scott, 11-Austin Crisp, 14-Desmond McAdams, 5-Nick Conway.



QUICK FACTS

Name: Fleming County
District: 61
Region: 16
City: Flemingsburg
County: Fleming
Nickname: Panthers
Colors: Black & Gold
Superintendent: Tom Price
Principal: Mark Leet
Athletic Director: Blake Price
Head Coach: Mark Starns
Tournament Appearances: 4th
Tournament Titles: 0
All-Time Tournament Record: 2-3
First Appearance: 1974
Most Recent Appearance: 1999

Team Roster

No.	Name	Ht.	Wt.	Pos.	Yr.
2	Savon McAdams	5' 7	140	G	So.
3	Keion Crumbie	5' 7	140	G	Jr.
5	Nick Conway	5' 9	135	G	Sr.
10	Darion Burns	5' 11	170	G	Jr.
11	Austin Crisp	6' 0	145	G	Jr.
12	Martin Puento	5' 10	155	G	Sr.
14	Desmond McAdams	6' 2	165	F	Sr.
15	Ashton Hall	5' 8	130	G	Fr.
20	Troy Steward	6' 4	170	F	Jr.
22	Bryson McKee	5' 8	165	G	Jr.
23	Amani Thomas	6' 2	175	F	So.
25	Cameron Scott	6' 4	190	C/F	Sr.
30	Michael Todd	5' 10	175	G	Fr.
32	Stuart Hurd	5' 10	140	G	Fr.
33	Brady Saunders	6' 1	150	F	Jr.
35	Wilder Williams	6' 4	200	C/F	So.

Head Coach: Mark Starns

Assistant Coaches: Chris Davis, Lamont Taylor, Josh Graham, Deon Taylor, Jimmy Hall

2012-13 SCHEDULE

Date	Opponent	W/L	Score
11/27	at West Jessamine	W	77-68
12/1	vs. West Carter	W	74-49
12/3	vs. Rowan County	W	81-76 (2ot)
12/6	vs. Russell	W	67-60
12/8	at Paducah Tilghman	W	79-75 (2ot)
12/14	Danville	W	62-37
12/15	vs. Scott	W	50-42
12/21	University Heights	W	63-49
12/27	vs. Lafayette	L	69-78
12/28	vs. Franklin County	W	59-57
12/29	vs. Holy Cross (Cov.)	L	55-61
1/4	at Rowan County	W	80-61
1/8	Bath County	W	75-57
1/9	at Morgan County	W	47-44
1/11	Boyd County	W	73-66
1/18	at Bath County	W	75-49
1/19	at Johnson Central	W	70-56
1/22	at Mason County	L	54-56
1/24	at Menifee County	W	70-38
1/26	vs. Madison Central	L	72-85
1/28	Rowan County	W	61-59
1/29	at West Carter	W	79-64
2/4	East Carter	W	66-44
2/5	at Lewis County	W	70-61 (ot)
2/8	Russell	L	62-67
2/9	vs. Henry Clay	L	34-57
2/11	Elliott County	W	70-51
2/12	at Campbell County	W	55-54
2/14	Menifee County	W	79-61
2/18	vs. Bath County	W	82-49
2/21	vs. Rowan County	W	66-58
2/26	vs. Lewis County	W	59-41
2/28	vs. Ashland Blazer	W	81-72 (2ot)
3/1	vs. Rowan County	W	60-45

Graves County Eagles (26-8)



QUICK FACTS

Name: Graves County
District: 3
Region: 1
City: Mayfield
County: Graves
Nickname: B
Colors: Blue & Gray
Superintendent: Pete Galloway
Principal: Matthew Madding
Athletic Director: Doug Gloyd
Head Coach: Terry Birdsong
Tournament Appearances: 8th
Tournament Titles: 0
All-Time Tournament Record: 3-7
First Appearance: 1993
Most Recent Appearance: 2009

2012-13 GRAVES COUNTY EAGLES (pictured left to right) — BACK ROW: Coach S. Donohoo, Coach J. Frick, Head Coach T. Birdsong, Peyton Puckett, Jake Williams, Eric Vogt, Eli Wilson, Myles Avent, Zach Kimbler, Coach L. Dunning, Coach C. McAlpin, Coach B. Bruce. FRONT ROW: E. Wiggins (mgr.), M. Moreno (mgr.), Jordan Smith, Justin Hayden, Austin Jones, Tyler Starkey, Andrew Smith, Mason Beale, Hunter Grant, L. Whaley (mgr.), A. Saxon (mgr.).

Team Roster

No.	Name	Ht.	Wt.	Pos.	Yr.
3	Hunter Grant	5' 9	150	G	Fr.
10	Andrew Smith	6' 0	155	G	So.
12	Mason Beale	5' 10	160	G	Sr.
14	Jordan Smith	5' 11	155	G	Jr.
15	Myles Avent	6' 4	165	F	So.
21	Tucker McAlpin	5' 11	145	G	Fr.
22	Tyler Starkey	6' 2	180	G	Sr.
23	Keaton Stokes	5' 11	160	G	Fr.
24	Peyton Puckett	6' 3	180	G/F	Jr.
30	Justin Hayden	5' 11	155	G	Jr.
32	Jake Williams	6' 3	170	G	Jr.
33	Austin Jones	6' 1	180	F	So.
34	Dionte Gray	6' 2	180	F	So.
40	Tanner Franklin	6' 3	175	F	Fr.
42	Zach Kimbler	6' 3	195	F	Jr.
44	Eric Vogt	6' 6	175	F	Jr.
50	Christian Gough	6' 3	185	F/C	Fr.
50	Eli Wilson	6' 4	260	C	Sr.
	Jordan Jones	6' 0	160	G	Fr.
	Lucas Murphy	6' 0	150	G	Fr.

Head Coach: Terry Birdsong

Assistant Coaches: Lyndon Dunning, Joshua Frick, Brian Bruce

2012-13 SCHEDULE

Date	Opponent	W/L	Score
11/26	Hickman County	W	72-58
11/29	Livingston Central	W	69-30
12/1	vs. Warren Central	L	64-67
12/4	at Carbondale (IL)	L	58-65
12/11	at St. Mary	W	58-55
12/14	Calloway County	W	52-43
12/15	at Hopkins County Central	W	53-46
12/18	Paducah Tilghman	W	65-45
12/20	vs. Warren East	W	60-53
12/21	at Trigg County	L	72-77
12/21	vs. Northwest (Clarksville) (TN)	W	57-43
12/22	vs. Murray	W	60-57 (ot)
12/27	vs. Wheaton (IL)	W	57-47
12/28	vs. Rolling Meadows (IL)	W	52-44
12/29	vs. Glenview (IL)	L	46-49
1/4	at Mayfield	W	40-37
1/5	South Fulton (TN)	W	60-51
1/8	St. Mary	W	72-51
1/11	Marshall County	W	42-40
1/17	Hopkinsville	L	59-81
1/22	at Heath	W	72-53
1/25	Ballard Memorial	W	66-40
1/26	at Lone Oak	W	61-53
1/29	at Paducah Tilghman	W	81-51
2/1	at Marshall County	L	52-55 (ot)
2/5	at Ballard Memorial	W	72-52
2/8	Mayfield	L	53-59 (2ot)
2/11	at Carlisle County	L	58-66
2/14	Lone Oak	W	65-58
2/18	vs. Ballard Memorial	W	76-58
2/21	at St. Mary	W	47-42
2/26	vs. Marshall County	W	58-44
3/1	vs. Lone Oak	W	61-43
3/3	vs. Calloway County	W	63-50

Holmes Bulldogs (31-2)



2012-13 HOLMES BULLDOGS (pictured left to right) — BACK ROW: Andrew Arnold, Daequan Glover, Quinton Chames, Marcus Hill, Armani Housley. MIDDLE ROW: Ian Brolley, Michael Bell, Fred Vickers, Zach Pouncy, Steffan Green, Mikale Jeffreys. FRONT ROW: Keyontae Herndon, Quan Palmer, Chris Englemon, B.J. Coston, James Bolden.



QUICK FACTS

Name: Holmes
District: 35
Region: 9
City: Covington
County: Kenton
Nickname: Bulldogs
Colors: Red & White
Superintendent: Lynda Jackson
Principal: Dennis Maines
Athletic Director: Stan Steidel
Head Coach: Jason Booher
Tournament Appearances: 13th
Tournament Titles: 1
All-Time Tournament Record: 19-11
First Appearance: 1948
Most Recent Appearance: 2009

Team Roster

No.	Name	Ht.	Wt.	Pos.	Yr.
3	James Bolden	5' 10	----	G	So.
4	Ian Brolley	5' 10	----	G	Fr.
5	Rashawn Coston	5' 11	145	G	Sr.
10	Daquan Palmer	5' 10	165	G	Sr.
11	Zach Pouncy	5' 9	----	G	Jr.
12	Mikel Jeffreys	5' 10	----	G	Jr.
14	Keyontae Herndon	5' 9	145	G	Jr.
15	Armani Housley	5' 9	135	G	Jr.
20	Daequan Glover	6' 1	----	F	Jr.
21	Andrew Arnold	6' 1	----	F	Fr.
22	Michael Bell	5' 11	160	G	Jr.
23	Marcus Hill	6' 3	155	C	Jr.
24	Steffan Green	5' 10	----	G	Fr.
25	Quinton Chames	6' 4	----	F	Jr.
32	Chris Englemon	6' 3	----	F	Sr.
33	Fred Vickers	6' 0	----	G	So.
41	Brandon Moore	6' 4	----	F	Fr.
	Roderick Avery	6' 0	156	G	So.
	Brennon Englemon	5' 10	----	G	Fr.

Head Coach: Jason Booher

Assistant Coaches: Ross Hart, Justin Kaiser, John Wimzie,
Mike Listerman, Tony Perkins

2012-13 SCHEDULE

Date	Opponent	W/L	Score
11/27	at Newport	W	58-51
11/30	Lloyd Memorial	W	86-62
12/2	vs. Oak Hills (OH)	W	58-42
12/4	Pendleton County	W	78-50
12/6	at Walton-Verona	W	81-32
12/8	vs. Lincoln County	W	50-38
12/11	at St. Henry	W	71-57
12/14	vs. New Rochelle (NY)	W	84-69
12/15	vs. Breathitt County	W	71-37
12/18	Simon Kenton	W	66-57
12/21	Harrison County	W	82-73
12/22	Scott	W	74-69
12/27	vs. Lyman (FL)	W	66-40
12/28	vs. Lincoln County	W	46-29
12/29	vs. Mars Area HS (PA)	W	68-60
1/4	Holy Cross (Covington)	W	68-65
1/8	at Covington Catholic	W	71-60
1/11	Cooper	W	50-44
1/15	at Mason County	W	59-50
1/17	at Scott	W	60-59
1/22	at Ryle	W	68-47
1/25	Beechwood	W	88-62
1/29	Dixie Heights	W	71-56
2/1	Highlands	W	67-36
2/5	at Boone County	W	60-41
2/8	Newport Central Catholic	L	85-88 (2ot)
2/12	Conner	W	79-43
2/14	at George Rogers Clark	W	43-26
2/20	Beechwood	W	66-42
2/22	Covington Catholic	L	72-73
2/26	vs. Newport Central Catholic	W	55-50
3/2	vs. Cooper	W	40-39 (ot)
3/3	vs. Covington Catholic	W	62-60

Hopkinsville Tigers (31-4)



2012-13 HOPKINSVILLE TIGERS (pictured left to right) — BACK ROW: Marquavis Welch, TJ Elam, Tra Edwards, Brien Dossett, Jamonte Davis, Robert Bell, Jaqualis Matlock, Jordan Majors, D'Rico Kimbrough, Jaquan Farrow, Raymond Moss, Mike Mumford. MIDDLE ROW: Shawn Evans, Chelsia Harper, Marcus Wade, Demarius Henry, Jay Smith, Demarius Cager, Khale Dodd, Josh Patton, Nik Hatcher, Cynamon Walker. FRONT ROW: Derrell Johnson, Phil Knight, Wayne Lewis, Anthony Babb, Tim Haworth, Payton Croft, Will Myers.



QUICK FACTS

Name: Hopkinsville
District: 8
Region: 2
City: Hopkinsville
County: Christian County
Nickname: B
Colors: Black & Orange
Superintendent: Mary Ann Gemmill
Principal: Demetria Choice
Athletic Director: Keith Kelley
Head Coach: Timothy Haworth
Tournament Appearances: 6th
Tournament Titles: 1
All-Time Tournament Record: 8-4
First Appearance: 1969
Most Recent Appearance: 2012

2012-13 SCHEDULE

Date	Opponent	W/L	Score
11/29	Russellville	W	78-61
12/1	vs. Bullitt East	L	65-78
12/5	Henderson County	W	76-70
12/10	University Heights	W	78-45
12/14	vs. LaVergne (TN)	W	80-62
12/15	vs. St. Mary	W	102-78
12/19	vs. Collins	W	59-58
12/21	vs. Ballard	L	69-92
12/22	at Fairdale	W	89-85
12/23	vs. Trinity (Louisville)	L	63-68
12/27	Evangel Christian Acad. (LA)	W	64-60
12/28	vs. Union City (TN)	L	65-66
12/29	vs. Paducah Tilghman	W	82-68
1/3	Madisonville-North Hopkins	W	74-66
1/5	Seneca	W	67-42
1/8	Fort Campbell	W	99-41
1/11	at Christian County	W	74-60
1/17	at Graves County	W	81-59
1/18	at Fort Campbell	W	85-45
1/19	at Bowling Green	W	80-66
1/22	at Todd County Central	W	81-40
1/25	Crittenden County	W	62-31
1/26	Christian County	W	95-68
1/29	at Caldwell County	W	63-54
1/31	at University Heights	W	73-62
2/4	Trigg County	W	92-65
2/5	Muhlenberg County	W	92-36
2/8	at Lyon County	W	74-42
2/9	at Hopkins County Central	W	91-69
2/12	at Owensboro	W	75-61
2/19	Fort Campbell	W	95-56
2/12	Christian County	W	77-65
2/25	Webster County	W	74-41
3/1	Madisonville-North Hopkins	W	63-62
3/2	Henderson County	W	59-46

Team Roster

No.	Name	Ht.	Wt.	Pos.	Yr.
3	Trey Edwards	6' 2	160	G	Jr.
4	Khale Dodd	6' 0	----	G	Jr.
5	TJ Small	6' 2	197	F	Sr.
10	T. J. Elam	6' 2	160	G	Sr.
11	Demarius Henry	5' 9	150	G	Jr.
12	Nik Hatcher	5' 9	----	G	So.
15	Drico Kimbrough	6' 0	160	F	Sr.
20	Jordan Majors	6' 2	165	G	Sr.
21	Robert Bell	6' 2	175	F	Sr.
22	Jamonte Davis	6' 4	170	C	Jr.
23	Brien Dossett	6' 4	----	F	Jr.
31	Jaquan Farrow	6' 2	----	G	So.
32	Jaqualis Matlock	6' 4	180	F	So.
45	Demarius Cager	5' 11	160	G	Jr.
50	Marcus Wade	6' 0	240	F	So.
	Jordan McGee	6' 2	180		So.
	Josh Patton	5' 8	----		So.
	Shaveon Richardson	6' 0	----		So.
	Djyreon Smith	5' 10	----		So.
	Marquavious Welch	5' 10	----		So.

Head Coach: Timothy Haworth
Assistant Coaches: Anthony Babb, Payton Croft, Wayne Lewis

Watch the Championships live at KHSAA.tv

John Hardin Bulldogs (28-3)



2012-13 JOHN HARDIN BULLDOGS (pictured left to right) — Adryan Jackson, Ricky Burns, Keon Williams, Dimitri Cooper, Marcus Goree, Daveon Greene, Emilli Rauch, Nathan Cox, Coach Marcus Hyche, Coach Mark Wells, Coach Jared McCurry, Riley Elliot, Danielle Duncan, Keivon Francis, Trey Russel, Patrick Anderson, Gabe Montgomery, Brandon Price, Elijah Smith, Matt Miller, Brock Bruner, Johannesburg Boulware.



QUICK FACTS

Name: John Hardin
 District: 17
 Region: 5
 City: Elizabethtown
 County: Hardin
 Nickname: Bulldogs
 Colors: Red, Black & White
 Superintendent: Nannette Johnston
 Principal: Alvin Garrison
 Athletic Director: Greg Cecil
 Head Coach: Mark Wells
 Tournament Appearances: 3rd
 Tournament Titles: 0
 All-Time Tournament Record: 1-2
 First Appearance: 2006
 Most Recent Appearance: 2012

Team Roster

No.	Name	Ht.	Wt.	Pos.	Yr.
3	Brandon Price	5' 7	150	G	Sr.
4	Patrick Anderson	5' 10	162	G	Jr.
5	Keon Williams	6' 4	177	G	Jr.
10	Khalil Fraizer	5' 8	190	G	Jr.
11	Elijah Smith	5' 9	160	G	So.
12	Gabe Montgomery	5' 8	135	G	Jr.
15	Matt Miller	5' 10	165	G	Fr.
21	Brock Bruner	5' 10	150	G	Jr.
24	Josh Miller	6' 0	200	F	So.
25	Dimitri Cooper	6' 4	180	F	Jr.
31	Ricky Burns	6' 4	165	F	Sr.
33	Marcus Goree	6' 3	217	F	Jr.
34	Johannesburg Boulware	6' 3	165	F	Sr.
35	Keivon Francis	6' 0	155	G	Jr.
42	Adryn Jackson	6' 3	215	F	Sr.
44	Daveon Greene	6' 3	240	F	Sr.

Head Coach: Mark Wells

Assistant Coaches: Marcus Hyche, Jared McCurry

2012-13 SCHEDULE

Date	Opponent	W/L	Score
12/1	vs. Henderson County	L	69-75 (ot)
12/4	Fort Knox	W	78-42
12/7	at Bardstown	W	76-71
12/11	at Central Hardin	W	75-56
12/14	North Hardin	W	76-45
12/20	vs. Marshall County	W	57-53
12/21	vs. Barren County	W	71-64
12/22	at Glasgow	W	71-49
12/27	vs. Johnson Central	W	74-50
12/28	vs. Henry Clay	L	45-70
12/29	vs. Princeton (OH)	L	51-52
12/30	vs. Ohio County	W	81-52
1/4	at Meade County	W	66-29
1/5	Daviess County	W	85-45
1/8	Central Hardin	W	70-42
1/11	at Spencer County	W	77-63
1/18	at North Hardin	W	63-52
1/22	at Fort Knox	W	102-50
1/24	Western	W	66-55
1/29	at Elizabethtown	W	68-65 (ot)
2/1	Grayson County	W	90-46
2/4	Elizabethtown	W	76-65
2/8	at Jeffersontown	W	78-58
2/12	at Marion County	W	85-67
2/14	Eastern	W	51-47
2/15	Taylor County	W	83-39
2/20	Elizabethtown	W	62-60
2/22	North Hardin	W	83-74
2/25	vs. Bardstown	W	68-64
3/1	vs. LaRue County	W	74-59
3/2	North Hardin	W	64-51

Johnson Central Golden Eagles (22-10)



2012-13 JOHNSON CENTRAL GOLDEN EAGLES (pictured left to right) — BACK ROW: Braxton Hensley, Tyler Pack, Bradley Hall, Shane Hall, Kyle Gullett, Tyler Compton, Josh Hitchcock. FRONT ROW: Harrison Burchett, Slade McPeek, Nick McKenzie, Dalton Adkins, Braxton Blair, Truman Salyer, Jacob Barber.



QUICK FACTS

Name: Johnson Central
District: 57
Region: 15
City: Paintsville
County: Johnson
Nickname: Golden Eagles
Colors: Black & Gold
Superintendent: Steve Trimble
Principal: Noel Crum
Athletic Director: Tommy McKenzie
Head Coach: Tommy McKenzie
Tournament Appearances: 7th
Tournament Titles: 0
All-Time Tournament Record: 1-6
First Appearance: 1972
Most Recent Appearance: 2012

Team Roster

No.	Name	Ht.	Wt.	Pos.	Yr.
1	Dalton Adkins	5' 6	170	G	So.
2	Harrison Burchett	5' 11	165	G	So.
3	Braxton Blair	5' 11	185	G	So.
4	Jacob Barber	5' 7	150	P	Jr.
10	Nick McKenzie	6' 2	215	F	Jr.
11	Slade McPeek	5' 11	175	G	Jr.
13	Truman Salyer	6' 6	225	F/C	So.
15	Josh Hitchcock	6' 4	185	F	Fr.
20	Braxton Hensley	6' 3	220	G/F	Jr.
21	Kyle Gullett	6' 6	205	F	So.
24	Shane Hall	6' 9	215	G/F	Jr.
32	Bradley Hall	6' 2	175	G/F	So.
33	Tyler Compton	6' 3	185	F	Jr.
34	Tyler Pack	6' 4	220	C/F	Fr.

Head Coach: Tommy McKenzie

Assistant Coaches: Randy Ward, Jason Shepherd, Tim Adams, Scott Holbrook, Eddie Blair

2012-13 SCHEDULE

Date	Opponent	W/L	Score
12/1	South Floyd	W	81-36
12/4	at Magoffin County	W	82-51
12/7	Lawrence County	W	90-66
12/11	at Perry County Central	L	57-66
12/13	at Sheldon Clark	L	41-45
12/15	Portsmouth (OH)	W	65-50
12/18	Shelby Valley	W	74-54
12/20	vs. Christian Acad.-Louisville	L	58-76
12/21	vs. Breathitt County	W	63-61
12/22	vs. Warren Central	W	78-75 (ot)
12/23	vs. South Oldham	L	68-82
12/27	vs. John Hardin	L	50-74
12/28	vs. Simon Kenton	L	43-56
12/29	vs. Bourbon County	W	76-47
1/5	Belfry	W	64-50
1/8	at Lawrence County	L	76-78
1/11	at Paintsville	W	55-34
1/19	Fleming County	L	56-70
1/26	vs. Knox Central	W	61-47
2/1	Magoffin County	W	70-50
2/4	Sheldon Clark	L	55-58
2/5	at Pike County Central	W	72-52
2/7	Paintsville	W	73-46
2/8	at Ashland Blazer	L	55-62
2/12	at Betsy Layne	W	70-45
2/14	Prestonsburg	W	72-34
2/15	East Ridge	W	58-49
2/20	vs. Paintsville	W	48-43
2/22	vs. Sheldon Clark	W	50-49
2/25	vs. Prestonsburg	W	61-52
3/1	vs. Pikeville	W	61-57
3/2	vs. Sheldon Clark	W	59-48

Knott County Central Patriots (29-5)



2012-13 KNOTT COUNTY CENTRAL PATRIOTS (pictured left to right) — BACK ROW: Corey Short, Chayne Miller, Jalen Williams, Blake Shrum, Dylan Craft, Camron Justice, Simon Christian, Evan Hall, Chance Little, Chance Cornett, Clay Nicholes, Zane Slone, Ben Mosley, Dalton Cornett, Tyler Kilburn. FRONT ROW: Manager Tyler McClain, Coach Raymond Justice, Coach BB King, Coach Kevin Davis, Coach Brent Hall.



QUICK FACTS

Name: Knott County Central
District: 53
Region: 14
City: Hindman
County: Knott
Nickname: Patriots
Colors: Red, White & Blue
Superintendent: Kim King
Principal: Bobby Pollard
Athletic Director: Cavanaugh Trent
Head Coach: BB King
Tournament Appearances: 10th
Tournament Titles: 0
All-Time Tournament Record: 3-9
First Appearance: 1975
Most Recent Appearance: 2012

Team Roster

No.	Name	Ht.	Wt.	Pos.	Yr.
2	Zane Slone	6' 0	----	G	Fr.
3	Dalton Cornett	5' 4	100	G	8th
5	Camron Justice	6' 1	160	G	So.
11	Ben Mosley	5' 10	140	G	Fr.
14	Corey Short	5' 8	150	G	Sr.
15	Blake Shrum	6' 1	175	G	Sr.
20	Dillion Craft	6' 1	160	F	Fr.
21	Simon Christon	6' 2	210	F	So.
22	Cheyne Miller	5' 9	165	G	Jr.
23	Jaylen Williams	5' 11	198	G	Fr.
24	Evan Hall	6' 5	180	F	So.
25	Chance Cornett	6' 3	172	F	So.
44	Clay Nichols	5' 10	----	F	So.
52	Chance Little	6' 3	235	C	Sr.
	Andrew Shrum	5' 6	130	G	Fr.

Head Coach: BB King

Assistant Coaches: Raymond Justice, Blake Williams

2012-13 SCHEDULE

Date	Opponent	W/L	Score
11/27	at Jenkins	W	71-27
12/1	at June Buchanan	W	91-66
12/7	at Powell County	W	77-44
12/11	Cordia	W	61-49
12/13	at Magoffin County	W	89-66
12/15	vs. New Rochelle (NY)	W	86-71
12/17	Jenkins	W	84-40
12/20	Hazard	W	94-86 (ot)
12/22	Paris	W	91-46
12/27	vs. Simon Kenton	W	65-47
12/28	vs. Princeton (OH)	W	83-55
12/29	vs. Henry Clay	L	55-57
12/30	vs. Roger Bacon (OH)	L	93-95 (ot)
1/3	Letcher County Central	W	61-57
1/5	at Cordia	W	59-48
1/8	vs. Betsy Layne	W	55-44
1/11	vs. Breathitt County	W	70-40
1/12	at Perry County Central	L	62-68
1/16	vs. Buckhorn	W	86-63
1/18	vs. Cordia	W	59-55
1/19	vs. Wolfe County	W	78-34
1/24	vs. Clinton County	W	52-37
1/25	vs. Owen County	W	57-49
1/26	vs. Newport Central Catholic	L	44-49
1/29	at Letcher County Central	W	69-56
2/5	Buckhorn	W	80-58
2/7	at Perry County Central	L	73-80
2/9	June Buchanan	W	79-43
2/13	Allen Central	W	80-29
2/20	Jenkins	W	70-25
2/22	Cordia	W	66-60
2/26	vs. Leslie County	W	71-37
3/1	vs. Estill County	W	58-41
3/2	vs. Perry County Central	W	52-32

Madison Central Indians (28-5)



2012-13 MADISON CENTRAL INDIANS (pictured left to right) — FIRST ROW: Coty Alexander, Chris Conner, Georhe Walker, Ross Ramsey, John Williams, Nick Kavanaugh, Kirk Humphrey, Seth Richardson. SECOND ROW: Ken-Jah Bosley, Quan Taylor, Donte Cox, Coach Brandon Fritz, Coach Allen Feldhaus, Jr., Coach Kenny Roberts, Devon Cox, Tariq Smith, Dominique Hawkins. THIRD ROW: Daniel Parke, Zach Jarvis, Cameron Thomas, Hunter Stocker, Sam Jones, Jrye Richardson, Demarcus George, Griffin Hotchkiss.



QUICK FACTS

Name: Madison Central
District: 44
Region: 11
City: Richmond
County: Madison
Nickname: B
Colors: Red, White & Blue
Superintendent: Tommy Floyd
Principal: Elmer Thomas
Athletic Director: Philip Wilson
Head Coach: Allen Feldhaus, Jr.
Tournament Appearances: 4th
Tournament Titles: 0
All-Time Tournament Record: 4-3
First Appearance: 1987
Most Recent Appearance: 2006

Team Roster

No.	Name	Ht.	Wt.	Pos.	Yr.
4	Zach Jarvis	6' 2	167	G	Sr.
5	George Walker	5' 9	210	F	Sr.
10	Daniel Parke	6' 1	162	G	Sr.
11	Ken-Jah Bosley	6' 1	175	G	Sr.
12	Coty Alexander	5' 7	165	G	Jr.
20	Griffin Hotchkiss	6' 2	155	G	So.
21	Demarcus George	6' 1	195	F	Jr.
23	Kirkland Humphrey	5' 3	100	G	So.
24	Chris Conner	5' 10	185	G	Sr.
25	Dominique Hawkins	6' 1	185	G	Sr.
30	Hunter Stocker	6' 3	200	F	Sr.
32	Ross Ramsey	6' 2	165	G	Jr.
33	Sam Jones	6' 3	220	F	So.
34	Cameron Thomas	6' 1	155	G	Fr.
45	Quan Taylor	6' 4	200	F	Sr.

Head Coach: Allen Feldhaus, Jr.

Assistant Coaches: Kenny Roberts, Brandon Fritz

2012-13 SCHEDULE

Date	Opponent	W/L	Score
11/27	Madison Southern	W	69-32
12/1	vs. Travis (TX)	L	57-64
12/4	at George Rogers Clark	W	72-41
12/7	at Montgomery County	W	78-61
12/8	at Marion County	W	86-70
12/11	at Collins	W	70-59
12/14	Lafayette	W	67-56
12/15	vs. Bullitt East	L	66-72
12/19	vs. St. Xavier	W	79-76 (ot)
12/21	at Fairdale	W	87-86
12/22	vs. Ballard	L	86-88
12/23	vs. Bullitt East	W	64-58
12/28	vs. Pickerington Central (OH)	W	60-48
12/29	at South Charleston (WV)	W	73-62
1/5	Conner	W	66-51
1/11	Holy Cross (Covington)	W	72-53
1/15	at West Jessamine	W	85-65
1/18	Lincoln County	W	55-46
1/22	at Tates Creek	W	83-51
1/26	vs. Fleming County	W	85-72
1/29	Henry Clay	W	78-63
2/1	at Trinity (Louisville)	L	62-75
2/5	Lexington Catholic	W	76-58
2/8	Franklin County	W	85-32
2/9	at Russell County	L	83-89
2/12	at South Laurel	W	77-52
2/14	at Woodford County	W	68-40
2/15	Covington Catholic	W	78-58
2/19	vs. Berea	W	83-36
2/22	vs. Madison Southern	W	80-40
2/26	vs. Franklin County	W	85-49
3/1	vs. Henry Clay	W	60-56
3/2	vs. Lexington Catholic	W	67-46

Montgomery County Indians (31-4)



QUICK FACTS

Name: Montgomery County
District: 40
Region: 10
City: Mount Sterling
County: Montgomery
Nickname: Indians
Colors: Red, White & Blue
Superintendent: Josh Powell
Principal: Jim Dusso
Athletic Director: Gene Heffington
Head Coach: Happy Osborne
Tournament Appearances: 2nd
Tournament Titles: 0
All-Time Tournament Record: 1-1
First Appearance: 1995
Most Recent Appearance: 1995

2012-13 MONTGOMERY COUNTY INDIANS (pictured left to right) — BACK ROW: Darius Jones, Matt Kosier, Chaiten Tomlin, Chase Hall, Joe Chism, Shelby Combs, Jared Looney, Sam Hodgson, Cody Parsley, Braxton Hopkins, Bryan Wallace. FRONT ROW: Art Walker, Lee Royse, Lance Lockridge, Omar Prewitt, Tyler Jones, Hobie Hall, Tanner Combs, Caswell Fuller.

Team Roster

No.	Name	Ht.	Wt.	Pos.	Yr.
0	Lance Lockridge	5' 6	149		Sr.
1	Tyler Jones	6' 0	150		Sr.
2	Art Walker	5' 10	146		Fr.
3	Julian Piersawl	6' 0	----		Jr.
4	Omar Prewitt	6' 3	145	G/F	Sr.
5	Samuel Hodgson	6' 1	155	G/F	So.
10	Caswell Fuller	5' 6	115	G	Fr.
11	Chase Hall	6' 3	179	F	So.
13	Joe Chism	6' 0	179		So.
23	Darius Jones	6' 2	155	G/F	Jr.
24	Shelby Combs	6' 6	----		Fr.
25	Bryan Wallace	6' 0	146		Jr.
33	Matthew Kosier	6' 1	185	F	Jr.
34	Jarrad Looney	5' 6	149		So.
44	Tanner Combs	6' 5	215	C	Sr.
	Jared Fredrick	5' 11	----		Jr.
	Braxton Hopkins	5' 10	150	G	So.
	Greg Margotto	6' 2	160	G	Sr.
	Cody Parsley	5' 11	142		Fr.
	Lucian Royse	6' 0	149		Sr.
	Chaiten Tomlin	5' 7	128	G	Fr.

Head Coach: Happy Osborne

Assistant Coaches: Billy Fawns, David Miller, Joseph Gomes

2012-13 SCHEDULE

Date	Opponent	W/L	Score
11/27	at Menifee County	W	78-43
11/29	at Tates Creek	W	72-58
11/30	Nicholas County	W	75-25
12/3	Paris	W	88-31
12/7	Madison Central	L	61-78
12/12	at Bourbon County	W	74-47
12/14	at George Rogers Clark	W	81-55
12/20	vs. South Oldham	W	75-63
12/21	vs. Christian County	W	73-60
12/22	vs. Bryan Station	L	53-61
12/23	at Mercer County	W	81-63
12/27	East Carter	W	77-45
12/28	Worthington Kilbourne (OH)	W	76-59
12/29	Edgewater (FL)	L	65-81
1/2	at Paris	W	99-52
1/4	at Pendleton County	W	92-77
1/5	Beechwood	W	77-49
1/8	Bourbon County	W	89-64
1/11	George Rogers Clark	W	78-56
1/16	vs. Dixie Heights	W	67-52
1/18	vs. Collins	W	59-47
1/19	vs. Covington Catholic	W	77-67
1/26	vs. Trinity (Louisville)	L	55-66
1/29	at Mason County	W	64-52
2/5	Scott	W	66-51
2/6	at Augusta	W	95-65
2/7	at Bath County	W	93-55
2/9	at Harlan County	W	94-77
2/12	Woodford County	W	72-40
2/15	at Harrison County	W	67-33
2/18	vs. Bourbon County	W	90-41
2/20	at George Rogers Clark	W	66-42
2/25	vs. Nicholas County	W	81-39
3/1	vs. Bishop Brossart	W	69-53
3/2	vs. Scott	W	68-37

Ohio County Eagles (25-7)



2012-13 OHIO COUNTY EAGLES (pictured left to right) — BACK ROW: Connor Wilson, Trevor Lewis, Jake Griffin, Rhett Baggarly, Bo Bennett, Preston Lambrich, B J Morse, Jonathan Wortham, Trace Young, Travis Carter, Andrew Dorris. FRONT ROW: Ross Tichenor, Trent Hall, Drew Wagler, Austin Segers, Nate Morris, Chris Logsdon, Johnathan Callaway, Blaine Patterson.



QUICK FACTS

Name: Ohio County
District: 10
Region: 3
City: Hartford
County: Ohio
Nickname: Eagles
Colors: Navy, White & Gray
Superintendent: Scott Lewis
Principal: Greg Decker
Athletic Director: Charles Patton
Head Coach: Paul Decker
Tournament Appearances: 4th
Tournament Titles: 0
All-Time Tournament Record: 3-3
First Appearance: 1969
Most Recent Appearance: 2005

Team Roster

No.	Name	Ht.	Wt.	Pos.	Yr.
2	Drew Wagler	5' 9	100	G	So.
3	Trevor Lewis	6' 0	175	G	Jr.
5	Trace Young	6' 5	130	G/F	8th
10	Austin Segers	5' 9	130	G	So.
11	Blaine Patterson	6' 2	160	F	So.
12	Trent Hall	6' 0	145	G	Jr.
14	John Callaway	5' 10	150	G	So.
15	Preston Lambrich	6' 4	180	G/F	Sr.
21	Chris Logsdon	6' 1	175	G	Fr.
22	Ross Tichenor	6' 2	160	F	8th
23	Bo Bennett	6' 3	194	F	Sr.
24	Jonathan Wortham	6' 4	170	G	Sr.
25	Jake Griffin	6' 1	156	G	So.
31	BJ Morse	6' 7	210	F	Jr.
32	Rhett Baggarly	6' 2	155	F	So.
35	Travis Carter	6' 3	195	G/F	Fr.
	Nate Morris	5' 9	123	G	So.
	Levi Patterson	6' 0	120	G	Fr.

Head Coach: Paul Decker

Assistant Coaches: William Garner, Robert Russell, Alex Embry

2012-13 SCHEDULE

Date	Opponent	W/L	Score
11/30	at Hopkins County Central	W	91-77
12/1	vs. Russell County	W	61-56
12/4	Marshall County	W	67-54
12/8	at McLean County	W	71-49
12/11	at Muhlenberg County	W	70-66
12/13	Trinity (Whitesville)	W	65-29
12/15	at Hancock County	W	70-49
12/18	South Warren	W	65-39
12/20	Lake County (TN)	W	87-57
12/21	Daviess County	W	60-57
12/22	Calloway County	W	60-59
12/26	vs. Bourbon County	W	72-57
12/27	vs. Roger Bacon (OH)	L	68-73
12/28	vs. Paintsville	W	71-61
12/29	vs. Perry County Central	L	73-82
12/30	vs. John Hardin	L	52-81
1/4	at Henderson County	L	48-66
1/5	McLean County	W	69-36
1/8	Owensboro	L	58-75
1/10	Australian Travel Team	W	92-51
1/12	at Daviess County	L	72-77 (ot)
1/29	at Apollo	L	32-39
1/31	Muhlenberg County	W	81-70
2/1	at Meade County	W	61-42
2/5	at Edmonson County	W	70-48
2/8	Grayson County	W	63-40
2/12	Owensboro Catholic	W	54-37
2/14	Breckinridge County	W	74-61
2/21	at Muhlenberg County	W	66-61 (ot)
2/26	vs. Grayson County	W	64-40
3/1	vs. Owensboro	W	61-57
3/2	vs. Owensboro Catholic	W	49-38

Pleasure Ridge Park Panthers (25-7)



2012-13 PLEASURE RIDGE PARK PANTHERS (pictured left to right) — BACK ROW: Antonio McDaniels, Bryce Byrd, Richard Gaines, Deangelo Hunter, Lamontay Harris, Drew Glass, Ryan Williams, Zach Burton MGR. MIDDLE ROW: Asst. Coach Mike Baxter, Asst. Coach Larry Kihnley, Head Coach Dale Mabrey, Asst. Coach Tim Hood, Asst. Coach Anitha Smith Williams. FRONT ROW: John Oyler, Robert Sawyer, Taywan Taylor, Mgr Cody Oliva, Richard Clemons, Jovonte Lavender, Hunter Stevenson.



QUICK FACTS

Name: Pleasure Ridge Park
 District: 21
 Region: 6
 City: Louisville
 County: Jefferson
 Nickname: Panthers
 Colors: Red & Black
 Superintendent: Donna Hargens
 Principal: David Johnson
 Athletic Director: Craig Webb
 Head Coach: Dale Mabrey
 Tournament Appearances: 13th
 Tournament Titles: 1
 All-Time Tournament Record: 24-11
 First Appearance: 1970
 Most Recent Appearance: 2006

Team Roster

No.	Name	Ht.	Wt.	Pos.	Yr.
10	Antonio McDaniels	5' 10	150	G	Jr.
11	Taywan Taylor	6' 1	180	G	Sr.
12	Khalid Raheem	5' 9	140	G	So.
15	Dangelo Hunter	6' 6	175	F	Jr.
20	Richard Clemons	6' 0	167	G	Sr.
21	Hunter Stevenson	6' 0	145	G	Fr.
22	Bryce Byrd	5' 10	160	G	Jr.
24	John Oyler	6' 3	170	F	Jr.
25	Bryce Walker	6' 0	150	F	So.
30	Greg Davidson	6' 0	150	F	So.
31	Richard Gaines	6' 4	180	F	So.
32	Lamontay Harris	6' 5	190	F	Jr.
33	Drew Glass	6' 3	200	F/C	So.
33	Ryan Williams	6' 2	165	F	Jr.
34	Jovante Lavender	6' 3	172	F	Sr.
42	Robert Sawyer	6' 5	210	F	Sr.

Head Coach: Dale Mabrey

Assistant Coaches: Michael Baxter, Anitha Smith-Williams, Larry Kihnley

2012-13 SCHEDULE

Date	Opponent	W/L	Score
11/27	at Western	W	77-39
11/30	at Doss	W	81-53
12/4	at Jeffersontown	W	54-40
12/7	Butler	L	64-66
12/11	Holy Cross (Louisville)	W	87-68
12/15	Thomas Nelson	W	96-31
12/15	Waggener	W	88-56
12/20	vs. South Shore (NY)	W	89-78
12/21	vs. Bullitt East	L	54-74
12/22	vs. Trinity (Louisville)	L	52-69
12/26	vs. Oswego East (IL)	W	96-53
12/27	vs. Belvidere North (IL)	W	86-31
12/28	at East Aurora (IL)	W	66-63
12/29	vs. Naperville (IL)	L	55-67
1/4	at Southern	W	82-39
1/5	Madisonville-North Hopkins	W	88-67
1/8	vs. Australian Travel Team	W	114-39
1/9	Fern Creek	W	79-41
1/11	Valley	W	90-40
1/15	vs. Male	W	63-53
1/18	vs. Trinity (Louisville)	L	44-61
1/25	Iroquois	W	75-55
1/29	at Trinity (Louisville)	L	34-71
2/5	at Beth Haven	W	86-27
2/8	at Fairdale	W	82-63
2/12	Holy Cross (Covington)	W	77-55
2/15	Moore	L	53-54
2/19	vs. Valley	W	91-47
2/22	at Fairdale	W	60-58
2/26	vs. Doss	W	54-42
2/28	vs. Bullitt East	W	40-33
3/2	vs. Butler	W	53-44

South Oldham Dragons (24-7)



2012-13 SOUTH OLDHAM DRAGONS (pictured left to right) — BACK ROW: Shae Goodlett, Drew Horsey, Jack Sherry, and Matthew Haysley. MIDDLE ROW: Mitch Catinna, Asst. Coach Jason Burns, Asst. Coach Bobby Simpson, Head Coach Steve Simpson, Asst. Coach Bryan Pohlman, Jack Schaller, and Kyle Young. FRONT ROW: Zack McWilliams, Michael Griffin, Drew Bullock, Michael Haysley, Devonte Jones, Jacob Roy, Drew Greenwood, and Jonathan Blair.



QUICK FACTS

Name: South Oldham
District: 29
Region: 8
City: Crestwood
County: Oldham
Nickname: Dragons
Colors: Frst Green/Navy/Grey
Superintendent: Dr. Will Wells
Principal: Dorenda Neihof
Athletic Director: Mitchell F. Irvin
Head Coach: Steven Simpson
Tournament Appearances: 1st
Tournament Titles: 0
All-Time Tournament Record: 0-0
First Appearance: 2013
Most Recent Appearance: n/a

Team Roster

No.	Name	Ht.	Wt.	Pos.	Yr.
1	Michael Haysley	6' 1	165	G	Sr.
4	Michael Griffin	6' 0	160	G	Jr.
5	Shae Goodlett	6' 1	180	F	Sr.
11	Zack McWilliams	5' 10	130	G	Jr.
12	Kyle Young	6' 0	170	G	Jr.
20	Devonte Jones	6' 0	150	G	Sr.
21	Jonathan Blair	5' 10	150	G	Jr.
22	Matthew Haysley	6' 1	170	G	Sr.
23	Drew Bullock	6' 0	160	G	Jr.
24	Mitch Catinna	6' 0	155	G	Sr.
30	Drew Greenwood	6' 0	155	G	Jr.
31	Jacob Roy	6' 1	165	G	Jr.
33	Luke Freed	5' 11	140	G	So.
34	Drew Horsey	6' 2	195	F	Jr.
44	Jack Sherry	6' 4	220	F	Sr.
	Isaac Fields	6' 0	150	G	Fr.
	Josh Thomas	6' 0	150	G	Fr.
	Grant Williams	5' 10	130	G	Fr.

Head Coach: Steven Simpson

Assistant Coaches: Bobby Simpson, Jason Burns

2012-13 SCHEDULE

Date	Opponent	W/L	Score
11/27	Shelby County	W	73-55
12/1	at Christian Acad. -Louisville	L	47-51
12/4	Bardstown	W	63-54
12/7	at Collins	L	73-75 (ot)
12/10	Trimble County	W	90-42
12/13	Western Hills	W	91-47
12/20	vs. Montgomery County	L	63-75
12/21	vs. Walton-Verona	W	64-55
12/22	vs. Fern Creek	W	60-42
12/23	vs. Johnson Central	W	82-68
12/27	vs. Atherton	W	71-56
12/28	vs. Jeffersontown	W	64-58
12/29	vs. North Oldham	W	80-75 (ot)
1/4	at Oldham County	W	49-44
1/8	at Walton-Verona	W	78-38
1/11	at Simon Kenton	L	75-80
1/14	Bullitt East	L	36-63
1/18	at Henry County	W	64-51
1/22	at Central Hardin	W	88-51
1/29	North Oldham	W	72-65
2/4	Jeffersontown	L	69-71
2/8	at Boyle County	W	90-67
2/9	at Owen County	W	63-47
2/11	at Sayre	W	69-50
2/12	at Carroll County	W	75-41
2/14	at Spencer County	W	98-66
2/19	vs. Trimble County	W	78-49
2/22	at Oldham County	L	52-59
2/26	vs. Collins	W	85-82 (ot)
3/1	vs. Simon Kenton	W	72-70
3/2	vs. Oldham County	W	58-48

Warren Central Dragons (28-6)



2012-13 WARREN CENTRAL DRAGONS (pictured left to right) — BACK ROW: Rondell Green, Chris Amos, Rhyan Tallent, Jametrius Moore, Chris Porter-Bunton, Xzaveion Price, Kobe Caldwell, Byron Carver, Robert Edwards. FRONT ROW: Jacob Hall, Trevent Green, Brett Riley, Nathaniel Walker, Kaelon Dickerson, Wayne Baird, Jarod Savage.



QUICK FACTS

Name: Warren Central
District:..... 14
Region: 4
City:.....Bowling Green
County:..... Warren
Nickname:Dragons
Colors:Navy & White
Superintendent:..... Tim Murley
Principal: Tina Prunty
Athletic Director:..... Todd Steward
Head Coach:..... William Unseld
Tournament Appearances: 13th
Tournament Titles: 1
All-Time Tournament Record: 14-11
First Appearance: 1982
Most Recent Appearance: 2011

Team Roster

No.	Name	Ht.	Wt.	Pos.	Yr.
1	Rondell Green	6' 0	170	G	Jr.
2	Nay Walker	5' 10	150	G	Sr.
3	Chris Porter-Bunton	6' 4	185	G	Jr.
4	Jametrius Moore	6' 5	165	F	Jr.
5	Chris Amos	6' 2	200	F	So.
10	Robert Edwards	6' 1	180	G	Jr.
11	Jacob Hall	5' 10	150	G	Jr.
12	Wayne Baird	5' 9	155	G	Jr.
13	Byron Carver	6' 3	240	F	Jr.
14	Ryan Tallent	6' 4	205	F	Sr.
20	Jarod Savage	5' 11	140	F	So.
23	Trevent Green	6' 0	170	G	Sr.
25	Kaelon Dickerson	5' 11	160	G	Sr.
32	Brett Riley	6' 2	160	G	Sr.
45	Xzaveion Price	6' 4	225	C	Sr.


Head Coach: William Unseld

Assistant Coaches: Carlos Quarles, Deryl Hall, Timothy Arnold,
 Tristan Browning, Darante Lightfoot, Justin Thornsberry

2012-13 SCHEDULE

Date	Opponent	W/L	Score
12/1	vs. Graves County	W	67-64
12/4	at Owensboro	W	69-68
12/11	Apollo	L	64-68
12/15	Barren County	W	96-64
12/17	Logan County	W	93-63
12/20	vs. Male	L	45-64
12/21	vs. Holy Cross (Louisville)	W	84-49
12/22	vs. Johnson Central	L	75-78 (ot)
12/23	vs. Fern Creek	W	64-55
12/27	vs. Clay County (TN)	W	75-48
12/28	vs. Satellite Academy (NY)	L	60-62
12/29	vs. Garrard County	W	70-55
1/3	Clinton County	W	72-41
1/4	Warren East	L	46-55
1/8	Glasgow	W	67-42
1/11	Bowling Green	W	78-76
1/15	at South Warren	W	70-47
1/18	Greenwood	W	72-52
1/19	vs. Lone Oak	W	73-59
1/22	South Warren	W	70-63
1/25	at Bowling Green	W	68-49
1/29	at Christian County	W	66-61
2/1	at Warren East	L	58-65
2/4	Russellville	W	84-64
2/5	at Henderson County	W	67-57
2/8	at Greenwood	W	85-61
2/9	Elizabethtown	W	73-48
2/12	at Allen County-Scottsville	W	74-57
2/14	Daviess County	W	77-42
2/21	vs. Bowling Green	W	59-55
2/23	at Greenwood	W	56-43
2/26	vs. Franklin-Simpson	W	69-45
3/1	vs. Barren County	W	75-71
3/3	vs. Russell County	W	56-48

Wayne County Cardinals (27-7)



2012-13 WAYNE COUNTY CARDINALS (pictured left to right) — BACK ROW: #22 Kyle Gehring, #11 Tanner Bell, #30 Landry Woods, #33 Logan Gardner, #25 Nick Gillespie, #14 Peyton Woods, #23 Corey Stearns, #44 Dagan Shelton, Drew Perkins. FRONT ROW: Manager Jackson Kennett, #12 Carson Staples, #10 Jason Perkins, #20 Trey Blevins, #24 Dakota Bell, Manager Titus Jones.



QUICK FACTS

Name: Wayne County
 District: 48
 Region: 12
 City: Monticello
 County: Wayne
 Nickname: Cardinals
 Colors: Red/White/Black
 Superintendent: John Dalton
 Principal: Brian Dishman
 Athletic Director: Rodney Woods
 Head Coach: Rodney Woods
 Tournament Appearances: 9th
 Tournament Titles: 0
 All-Time Tournament Record: 4-8
 First Appearance: 1943
 Most Recent Appearance: 2011

Team Roster

No.	Name	Ht.	Wt.	Pos.	Yr.
10	Jason Perkins	5' 10	140	G	Jr.
11	Tanner Bell	5' 10	140	G	So.
12	Carson Staples	5' 9	130	G	So.
14	Peyton Woods	6' 2	145	G	So.
15	Dakota Bell	5' 7	120	G	Fr.
20	Trey Blevins	5' 11	140	G	Fr.
22	Kyle Gehring	6' 1	160	G	Sr.
23	Corey Stearns	6' 1	160	F	Fr.
24	Drew Perkins	5' 11	160	F	So.
25	Nick Gillespie	6' 5	130	C	Fr.
30	Landry Woods	6' 1	145	G	Sr.
33	Logan Gardner	6' 1	170	F	So.
44	Dagan Shelton	6' 0	225	C	Sr.

Head Coach: Rodney Woods

Assistant Coaches: Kevin Jones, Trevis Upchurch, Jack Baker

2012-13 SCHEDULE


Date	Opponent	W/L	Score
11/27	at South Laurel	W	73-57
11/29	Maribyrnong, Australia	W	71-54
11/30	vs. Corbin	L	72-75
12/4	at Lincoln County	W	78-62
12/7	at Southwestern	W	79-68
12/11	at Monticello	W	98-35
12/14	McCreary Central	W	72-41
12/15	at Garrard County	W	80-52
12/18	at Knox Central	W	62-57
12/20	vs. Franklin-Simpson	W	64-55
12/21	at Glasgow	L	50-52
12/22	vs. Barren County	L	71-74
12/27	Oxford (AL)	W	71-62
12/27	Clarkrange (TN)	W	76-48
12/28	Garrard County	W	73-48
12/29	Satellite Academy (NY)	W	73-50
1/5	at Clay County	W	81-53
1/8	East Jessamine	L	71-80
1/15	Rockcastle County	W	88-51
1/18	Pulaski County	W	74-72
1/22	Monticello	W	80-29
1/29	at Clinton County	W	73-66
2/1	at McCreary Central	W	91-59
2/5	at Somerset	L	59-62
2/6	Southwestern	W	65-60
2/8	West Jessamine	W	66-61
2/12	Boyle County	W	72-58
2/15	at Lexington Catholic	L	59-62
2/16	Male	W	75-67
2/18	at Monticello	W	82-23
2/22	vs. Southwestern	L	65-69
2/25	vs. Pulaski County	W	57-54
3/1	vs. West Jessamine	W	67-66
3/2	vs. Somerset	W	61-48

2012 PNC/KHSAA BOYS' SWEET SIXTEEN® REVIEW



2012 State Champion - Trinity (Louisville) Shamrocks

Most Valuable Player



**Nathan Dieudonne
Trinity (Louisville)**

2012 Boys' Sweet 16® All-Tournament Team



Adam Fatkin
Geo. Rogers Clark



Brandon Price
John Hardin



Zach Davis
Knott Co. Central



Sam Gruber
Oldham County



Tyler Wesely
Oldham County



Tyler Thacker
Rowan County




Isaiah Ivey
Scott County



Tamron Manning
Scott County



Quinn Richardson
Scott County



Justin Edwards
Southwestern



David Kapinga
Southwestern



Nathan Dieudonne
Trinity (Lou.)



Charles Foster
Trinity (Lou.)



Troy Saxton
Trinity (Lou.)

Championship Box Score

Scott County Cardinals										
Coach: Billy Hicks										
Player	FG	3PT	FT	PTS	TR	PF	A	TO	ST	MIN
Josh Harris	1-3	0-0	0-1	2	2	3	2	1	2	27
Isaiah Ivey	2-6	0-0	6-8	10	1	1	0	1	1	30
Tamron Manning	9-14	3-4	7-11	28	5	3	0	1	3	30
Quinn Richardson	1-4	1-1	2-2	5	4	5	3	2	0	27
Trent Gilbert	2-3	0-1	2-2	6	1	4	1	0	1	25
Jalen Haddix	1-3	0-0	0-0	2	0	3	0	1	0	5
Zach Bryant	0-0	0-0	0-0	0	0	1	1	0	0	10
Matt Murray	0-0	0-0	0-0	0	0	0	1	0	0	2
Toni Martini	0-0	0-0	0-0	0	0	0	0	0	0	1
Matt Peterson	0-0	0-0	0-0	0	0	0	0	0	0	2
Andrew Short	0-0	0-0	0-0	0	0	0	0	0	0	1
TEAM										
Totals.....	16-33	4-6	17-24	53	14	20	8	7	7	160

FG%	1st Half: 7-14 (50%)	2nd Half: 9-19 (47.4%)	Game: 16-33 (48.5%)
3-Pt.%	1st Half: 2-3 (66.7%)	2nd Half: 2-3 (66.7%)	Game: 4-6 (66.7%)
FT%	1st Half: 4-9 (44.4%)	2nd Half: 13-15 (86.7%)	Game: 17-24 (70.8%)

Trinity (Louisville) Shamrocks										
Coach: Mike Szabo										
Player	FG	3PT	FT	PTS	TR	PF	A	TO	ST	MIN
Nathan Dieudonne	3-8	1-1	5-5	12	12	1	1	3	0	27
Daryl Hicks	5-7	3-5	0-0	13	1	4	0	1	0	19
Charles Foster	6-8	2-3	4-6	18	4	2	1	1	0	26
Troy Saxton	4-5	2-2	3-4	13	0	0	3	0	0	24
James Quick	5-8	0-2	0-1	10	1	3	3	1	0	28
Trey Ivory	0-0	0-0	0-0	0	0	0	0	0	0	1
Hunter Hepler	0-0	0-0	0-0	0	0	0	0	1	0	2
Andrew Perito	0-0	0-0	2-2	2	1	2	0	0	0	10
Miles Rice	0-1	0-0	0-0	0	0	4	3	0	1	9
Damon Thurman	1-1	1-1	0-0	3	0	1	0	0	0	2
Craig Owens	0-0	0-0	0-0	0	0	1	1	0	0	5
Sam Strothman	0-0	0-0	0-0	0	0	1	1	0	0	2
DeMarcus Page	0-0	0-0	0-0	0	1	2	0	1	1	5
TEAM										
Totals.....	24-38	9-14	14-18	71	22	21	13	9	2	160

FG%	1st Half: 11-19 (57.9%)	2nd Half: 13-19 (68.4%)	Game: 24-38 (63.2%)
3-Pt.%	1st Half: 3-7 (42.9%)	2nd Half: 6-7 (85.7%)	Game: 9-14 (64.3%)
FT%	1st Half: 6-7 (85.7%)	2nd Half: 8-11 (72.7%)	Game: 14-18 (77.8%)


Score by Quarters:

	Qtr 1	Qtr 2	Qtr 3	Qtr 4	Total
Scott County	12	8	16	7	53
Trinity (Louisville)	10	21	18	22	71

Attendance: 14,064

Officials: Scott Bottoms, Mike Ashurst, Jeff Watson

2012 PNC/KHSAA BOYS' SWEET SIXTEEN® REVIEW



**National Guard
Leadership Award**
Josh Harris
Scott County



**Forcht Group of Kentucky
Sportsmanship Award**
Andrew Perito
Trinity (Lou.)



Most Valuable Player Award

Instituted as an official award in 1981, the *Lexington Herald-Leader* annually presents the Most Valuable Player Award to the participant in the Boys and Girls tournaments who is voted the most valuable by a panel of media representatives and participating coaches in the tournaments. Unofficial Most Valuable Player recognition had been given by various sources prior to 1981.

*Most Valuable Player Award Winners
(Herald-Leader Trophy since 1981)
(Last five years)*

- 2008 - Darius Miller, Mason Co.
- 2009 - Ricardo Johnson, Holmes
- 2010 - Elisha Justice, Shelby Valley
- 2011 - Anthony Hickey, Christian County
- 2012 - Nathan Dieudonne, Trinity (Lou.)



Ted Sanford Award
Zach Davis
Knott Co. Central

Ted Sanford Award

To foster the ideals exemplified by the first Commissioner of the Kentucky High School Athletic Association, the *Courier-Journal* and *Times* inaugurated the Ted Sanford Award. Sanford served as Secretary-Treasurer of the Association for 10 years before becoming Commissioner, a position he held from 1947 until retirement in 1972. It is given annually to a state tournament participant who excels in basketball ability, academics, sportsmanship and citizenship.

*Ted Sanford Award Winners
(Last five years)*

- 2008 - Landon Slone, Paintsville
- 2009 - Josh Kidd, Hazard
- 2010 - Jarrod Polson, West Jessamine
- 2011 - Gavin Dunagan, Wayne County
- 2012 - Zach Davis, Knott Co. Central

Rawlings Scholarship



Chase Buchanan
Marshall County
(accepted by Marshall Co.
superintendent Trent Lovett)

**Bob Roberts Insurance
Scholarship**



Zane McQueary
Boone County

Ted Cook Tire Scholarship



James Chaffin
Johnson Central

2012 PNC/KHSAA BOYS' SWEET SIXTEEN® REVIEW

2012 PNC/KHSAA BOYS' SWEET SIXTEEN® STATE BASKETBALL TOURNAMENT

March 14-17 • Rupp Arena • Lexington

(All-Times Eastern & Local To Site – Top Team In Bracket Will Be The Home Team)

R16-Rowan Co. (25-7) 64

Wed., March 14
12:00 p.m.

R13-North Laurel (21-14) 46

R16-Rowan Co. (26-7) 57

Fri., March 16
12:00 p.m.

R12-Southwestern (27-8) 52

R12-Southwestern (29-8) 47

Wed., March 14
1:30 p.m.

R2-Hopkinsville (32-2) 41

R12-Southwestern (28-8) 67

Sat., March 17
10 a.m.

R6-Bullitt East (27-4) 32

R7-Trinity (Lou.) (34-3) 71

Wed., March 14
6:30 p.m.

R7-Trinity (Lou.) (31-3) 52

R7-Trinity (Lou.) (32-3) 62

Fri., March 16
1:30 p.m.

R3-Apollo (17-14) 36

R7-Trinity (Lou.) (33-3) 56

Wed., March 14
8:00 p.m.

R10-George Rogers Clark (30-5) 56

R10-George Rogers Clark (31-5) 39

Sat., March 17
8 p.m. (ET)
(Subject to Change)

R7-Trinity (Lou.) (35-3)
2012
State Champion

R4-Bowling Green (29-6) 48

Thurs., March 15
12:00 p.m.

R8-Oldham Co. (29-5) 55

R8-Oldham Co. (30-5) 36

Fri., March 16
6:30 p.m.

R9-Boone Co. (27-7) 54

R8-Oldham Co. (31-5) 43

Thurs., March 15
1:30 p.m.

R14-Knott Co. Central (28-5) 71

R14-Knott Co. Central (29-5) 34

Sat., March 17
11:30 a.m.

R1-Marshall Co. (32-2) 43

R11-Scott Co. (34-4) 53

Thurs., March 15
6:30 p.m.

R11-Scott Co. (31-4) 59

R11-Scott Co. (32-4) 61

Fri., March 16
8:00 p.m.

R5-John Hardin (22-8) 49

R11-Scott Co. (33-4) 56

Thurs., March 15
8:00 p.m.

R15-Johnson Central (25-10) 36

R5-John Hardin (23-8) 40



2012 PNC/KHSAA BOYS' SWEET SIXTEEN® REVIEW

2012 Boys' Sweet 16® Tournament Results

FIRST ROUND

Rowan County 64, North Laurel 46
Southwestern 52, Hopkinsville 41

Trinity (Lou.) 52, Bullitt East 32
George Rogers Clark 56, Apollo 36
Oldham County 55, Bowling Green 48
Knott Co. Central 71, Boone County 54

LEADING SCORER

Tyler Thacker (RC) – 25
Justin Epperson (S) – 18
Jordan Majors (H) – 18

Nathan Dieudonne (T) – 17
Adam Fatkin (GRC) – 21
Sam Gruber (OC) – 16
Simon Christon (KCC) – 19
Zack Davis (KCC) – 19
Isaiah Ivey (SC) – 19
Brandon Price (JH) – 18

LEADING REBOUNDER

Adam Wing (RC) – 15
Justin Edwards (S) – 12

Derek Willis (BE) – 13
Michael Berry (A) – 7
Tyler Wesely (OC) – 10
Evan Hall (KCC) – 8

Tamron Manning (SC) – 9
Shane Hall (JC) – 10

QUARTERFINALS

Southwestern 67, Rowan County 57

Trinity (Lou.) 62, George Rogers Clark 39
Oldham County 36, Knott C. Central 34
Scott County 61, John Hardin 40

LEADING SCORER

D.J. Townsend (RC) – 19

Nathan Dieudonne (T) – 25
Zack Davis (KCC) – 14
Isaiah Ivey (SC) – 16

LEADING REBOUNDER

Justin Edwards (S) – 10
Adam Wing (RC) – 10
Nathan Dieudonne (T) – 8
Zack Davis (KCC) – 10
Isaiah Ivey (SC) – 10
Daveon Greene (JH) – 10

SEMIFINALS

Trinity (Lou.) 56, Southwestern 47
Scott County 56, Oldham County 43

LEADING SCORER

Nathan Dieudonne (T) – 16
Kerry Smith (OC) – 17

LEADING REBOUNDER

Justin Edwards (S) – 9
Isaiah Ivey (SC) – 8

CHAMPIONSHIP

Trinity (Lou.) 71, Scott County 53

LEADING SCORER

Tamron Manning (SC) – 28

LEADING REBOUNDER

Nathan Dieudonne (T) – 12



2012 Boys' Sweet 16® Team Highs

Points 71 - Trinity vs Scott County
71 - Knott County Central vs Boone County

FGs Made 25 - Rowan County vs North Laurel
FG Attempts 59 - Boone County vs Knott County Central
FG Percentage .657 (23-35) - Knott County Central
3PT FGs Made 11 - Rowan County vs Southwestern
3PT FG Attempts 30 - Rowan County vs Southwestern
3PT FG Percentage .667 (10-15) - Trinity vs George Rogers Clark
.667 (4-6) - Scott County vs Trinity

FTs Made 28 - Southwestern vs Rowan County
FT Attempts 37 - Southwestern vs Rowan County
FT Percentage .833 (20-24) - Oldham County vs Bowling Green
Rebounds 39 - Rowan County vs North Laurel
Assists 14 - Trinity vs Southwestern
14 - Trinity vs Bullitt East
14 - Knott County Central vs Boone County

Steals 14 - Southwestern vs Hopkinsville
Blocked Shots 8 - George Rogers Clark vs Apollo
Turnovers 25 - Hopkinsville vs Southwestern

2012 Boys' Sweet 16® Individual Highs

Points 28 - Manning, Tamron-Scott County vs Trinity
FGs Made 9 - Manning, Tamron-Scott County vs Trinity
9 - Thacker, Tyler-Rowan County vs North Laurel
FG Attempts 15 - Egan, Jason-Rowan County vs Southwestern
15 - Harness, Jeremy-John Hardin vs Scott County
15 - Willis, Derek-Bullitt East vs Trinity
FG Percentage 1.000 (5-5) - Hall, Evan vs Boone County
3PT FGs Made 4 - Dieudonne, Nathan-Trinity vs George Rogers Clark
4 - Townsend, D.J.-Rowan County vs Southwestern
4 - Egan, Jason-Rowan County vs Southwestern
4 - Thacker, Tyler-Rowan County vs North Laurel
4 - Gruber, Sam-Oldham County vs Bowling Green
3PT FG Attempts 10 - Egan, Jason-Rowan County vs Southwestern
10 - Harness, Jeremy-John Hardin vs Scott County
3PT FG Percentage 1.000 (3-3) - Howard, Taylor vs Apollo
FTs Made 12 - Price, Brandon-John Hardin vs Johnson Central
FT Attempts 15 - Davis, Zack-Knott County Central vs Oldham County
FT Percentage 1.000 (6-6) - Epperson, Justin vs Hopkinsville
Rebounds 15 - Wing, Adam-Rowan County vs North Laurel
Assists 6 - Ivey, Isaiah-Scott County vs John Hardin
6 - Wesely, Tyler-Oldham County vs Bowling Green
6 - Price, Brandon-John Hardin vs Johnson Central
Steals 5 - Kapinga, David-Southwestern vs Rowan County
Blocked Shots 7 - Fatkin, Adam-George Rogers Clark vs Apollo

2013 KHSAA Boys' Sweet Sixteen® State Tournament

KHSAA BOYS' SWEET SIXTEEN® CHAMPIONSHIP GAME RESULTS

Year	Champion (Coach)	Score	Runner-Up (Coach)	Site
1918	Lexington (Darrill Hart)	16-15	Somerset (Walter Halas)	Centre College, Danville
1919	Lexington (Darrill Hart)	21-17	Somerset (W.H. Ramsey)	U.K. Gym, Lexington
1920	Lexington (Stanley King)	56-13	Ashland (Paul Rhoton)	U.K. Gym, Lexington
1921	duPont Manual (Hubert Wiggs)	32-17	Union Academy (W.B. Trosper)	U.K. Gym, Lexington
1922	Lexington (John Barclay)	55-27	Frankfort (Brad Jones)	U.K. Gym, Lexington
1923	duPont Manual (Neal Arnston)	41-17	Clark County (Basil Hayden)	U.K. Gym, Lexington
1924	Lexington (John Heber)	15-10	Ft. Thomas (Russell Bridges)	Alumni Gym, Lexington
1925	Manual (Neal Arnston)	40-11	Winchester (Walter VanWinkle)	Alumni Gym, Lexington
1926	St. Xavier (Bro. Constant)	26-13	Danville (Phil Beverly)	Alumni Gym, Lexington
1927	M.M.I. (Ward Rees)	34-25	London (J.R. Baker)	Alumni Gym, Lexington
1928	Ashland (James Anderson)	13-11 (40T)	Carr Creek (Oscar Morgan)	Alumni Gym, Lexington
1929	Heath (A.B. Moore)	21-16	Corinth (L.B. Woosley)	Alumni Gym, Lexington
1930	Corinth (Ted Hornback)	22-20	Kavanaugh (Earle Jones)	Alumni Gym, Lexington
1931	duPont Manual (Neal Arnston)	34-23	Tolu (Rupert A. Belt)	Alumni Gym, Lexington
1932	Hazard (Pat Payne)	15-13	Male (Frank White)	Alumni Gym, Lexington
1933	Ashland (Paul Jenkins)	33-25	Horse Cave (W.B. Owen)	Alumni Gym, Lexington
1934	Ashland (Paul Jenkins)	26-13	Danville (Rice Mountjoy)	Alumni Gym, Lexington
1935	St. Xavier (Bob Schumann)	32-18	Newport (Blue Foster)	Alumni Gym, Lexington
1936	Corbin (Nick Denes)	24-18	Nebo (Bailey Winstead)	Alumni Gym, Lexington
1937	Midway (Bobby Burns)	30-22	Inez (Russell Williamson)	Alumni Gym, Lexington
1938	Sharpe (Homer Holland)	36-27	Maysville (Earle Jones)	Alumni Gym, Lexington
1939	Brooksville (Herman Hale)	42-39	Hindman (Pearl Combs)	Alumni Gym, Lexington
1940	Hazel Green (C.H. Wyatt)	35-29	Ashland (Fayne Grone)	Alumni Gym, Lexington
1941	Inez (Russell Williamson)	35-27	St. Xavier (Bob Schumann)	Alumni Gym, Lexington
1942	Lafayette (Maurice Jackson)	44-32	Harlan (Charles McClurg)	Armory, Louisville
1943	Hindman (Pearl Combs)	29-26	St. Xavier (Bob Schumann)	Alumni Gym, Lexington
1944	Harlan (Joe Gilly)	40-28	Dayton (Willard Bass)	Alumni Gym, Lexington
1945	Male (Paul Jenkins)	54-42	Central City (Delmas Gish)	Armory, Louisville
1946	Breckinridge Training (Bob Laughlin)	68-36	Dawson Springs (Paul Stevens)	Armory, Louisville
1947	Maysville (Earle Jones)	54-40	Brewers (McCoy Tarry)	Armory, Louisville
1948	Brewers (McCoy Tarry)	65-48	Maysville (Earle Jones)	Armory, Louisville
1949	Owensboro (Lawrence McGinnis)	65-47	Lafayette (Ralph Carlisle)	Armory, Louisville
1950	Lafayette (Ralph Carlisle)	55-51	Clark County (Letcher Norton)	Armory, Louisville
1951	Clark County (Letcher Norton)	69-44	Cuba (J.B. Story)	Memorial Coliseum, Lexington
1952	Cuba (J.B. Story)	58-52	duPont Manual (John H. Burmaster)	Memorial Coliseum, Lexington
1953	Lafayette (Ralph Carlisle)	84-53	Paducah Tilghman (Otis Dinning)	Memorial Coliseum, Lexington
1954	Inez (Claude Mills)	63-55	Newport (Stanley Arnzen)	Memorial Coliseum, Lexington
1955	Hazard (Goebel Ritter)	74-66	Adair County (John Burr)	Memorial Coliseum, Lexington
1956	Carr Creek (Morton Combs)	72-68	Henderson (T.L. Plain)	Memorial Coliseum, Lexington
1957	Lafayette (Ralph Carlisle)	55-52	Eastern (Roy Adams)	Freedom Hall, Louisville
1958	St. Xavier (Gene Rhodes)	60-49	Daviess County (W.B. Sydnor)	Memorial Coliseum, Lexington
1959	North Marshall (Charles Lampley)	64-63	duPont Manual (Jim Casillo)	Memorial Coliseum, Lexington
1960	Flaget (Jim Morris)	65-56	Monticello (Joe Harper)	Freedom Hall, Louisville
1961	Ashland (Bob Wright)	69-50	Lexington Dunbar (S.T. Roach)	Memorial Coliseum, Lexington
1962	St. Xavier (Joe Reibel)	62-58	Ashland (Bob Wright)	Freedom Hall, Louisville
1963	Seneca (Bob Mulcahy)	72-66	Lexington Dunbar (S.T. Roach)	Freedom Hall, Louisville
1964	Seneca (Bob Mulcahy)	66-56	Breckinridge County (Don Morris)	Memorial Coliseum, Lexington
1965	Breckinridge County (Don Morris)	95-73	Cov. Holy Cross (George Schneider)	Freedom Hall, Louisville
1966	Shelby County (Bill Harrell)	62-57	Male (John Rendek)	Freedom Hall, Louisville
1967	Earlington (Bob Fox)	54-53	Covington Catholic (Mote Hils)	Freedom Hall, Louisville
1968	Glasgow (Jim Richards)	77-68	Seneca (George Unseld)	Freedom Hall, Louisville
1969	Central (Robert Graves)	101-72	Ohio County (Ralph Underhill)	Freedom Hall, Louisville
1970	Male (Jim Huter)	70-69	Madison (Ray Vencill, Jr.)	Freedom Hall, Louisville
1971	Male (Jim Huter)	83-66	Anderson County (Jack Upchurch)	Freedom Hall, Louisville
1972	Owensboro (Bobby Watson)	71-63	Elizabethtown (Ray Vencill, Jr.)	Freedom Hall, Louisville

KHSAA BOYS' SWEET SIXTEEN® CHAMPIONSHIP GAME RESULTS

Year	Champion (Coach)	Score	Runner-Up (Coach)	Site
1973	Shawnee (James Gordon)	81-68	Male (Jim Huter)	Freedom Hall, Louisville
1974	Central (Robert Graves)	59-54	Male (Wade Houston)	Freedom Hall, Louisville
1975	Male (Wade Houston)	74-59	Henry Clay (Al Prewitt)	Freedom Hall, Louisville
1976	Edmonson County (Bo Davenport)	74-52	Christian County (Lyle Dunbar)	Freedom Hall, Louisville
1977	Ballard (Richard Schmidt)	68-59	Valley (Glenn Collie)	Freedom Hall, Louisville
1978	Shelby County (Tom Creamer)	68-66 (OT)	Cov. Holmes (Reynolds Flynn)	Freedom Hall, Louisville
1979	Lafayette (Jock Sutherland)	62-52	Christian County (Lyle Dunbar)	Rupp Arena, Lexington
1980	Owensboro (Bobby Watson)	57-56	Doss (Leon Mudd)	Freedom Hall, Louisville
1981	Simon Kenton (Larry Miller)	70-63	Mason County (Allen Feldhaus)	Rupp Arena, Lexington
1982	Laurel County (Chuck Broughton)	53-51	North Hardin (Ron Bevars)	Rupp Arena, Lexington
1983	Henry Clay (Al Prewitt)	35-33 (3OT)	Carlisle County (Craynor Slone)	Rupp Arena, Lexington
1984	Logan County (Gerald Sinclair)	83-70	Bourbon County (Russ Day)	Rupp Arena, Lexington
1985	Hopkinsville (Daryl Hallmark)	65-64	Clay County (Bobby Keith)	Rupp Arena, Lexington
1986	Pulaski County (Dave Fraley)	47-45	Pleasure Ridge Park (Dale Mabrey)	Rupp Arena, Lexington
1987	Clay County (Bobby Keith)	76-73 (OT)	Ballard (Scott Davenport)	Rupp Arena, Lexington
1988	Ballard (Scott Davenport)	88-79	Clay County (Bobby Keith)	Freedom Hall, Louisville
1989	Pleasure Ridge Park (Dale Mabrey)	75-73	Wayne County (Rodney Woods)	Rupp Arena, Lexington
1990	Fairdale (Stan Hardin)	77-73	Cov. Holmes (Mike Flynn)	Freedom Hall, Louisville
1991	Fairdale (Stan Hardin)	67-63	Tates Creek (Nolan Barger)	Rupp Arena, Lexington
1992	University Heights (Jeff Jackson)	59-57	Lexington Catholic (Danny Haney)	Freedom Hall, Louisville
1993	Marion County (Tim Davis)	85-77	Paul Dunbar (Frank Watson)	Rupp Arena, Lexington
1994	Fairdale (Lloyd Gardner)	59-56	Paul Dunbar (Frank Watson)	Freedom Hall, Louisville
1995	Breckinridge County (Dean Hobbs)	70-63	Pleasure Ridge Park (Dale Mabrey)	Rupp Arena, Lexington
1996	Paintsville (Bill Runyon)	71-53	Ashland Blazer (Wayne Breeden)	Rupp Arena, Lexington
1997	Eastern (Bryce Hibbard)	71-59	Highlands (John Messmer)	Rupp Arena, Lexington
1998	Scott County (Billy Hicks)	89-78	Paintsville (Bill Runyon)	Rupp Arena, Lexington
1999	Ballard (Chris Renner)	71-47	Scott County (Billy Hicks)	Rupp Arena, Lexington
2000	Elizabethtown (James Haire)	79-69	Lexington Catholic (Danny Haney)	Rupp Arena, Lexington
2001	Lafayette (Don Adkins)	54-49	Male (Bryce Hibbard)	Rupp Arena, Lexington
2002	Lexington Catholic (Danny Haney)	83-53	Paducah Tilghman (Bill Chumbler)	Rupp Arena, Lexington
2003	Mason County (Kelly Wells)	86-65	Ballard (Chris Renner)	Rupp Arena, Lexington
2004	Warren Central (Tim Riley)	66-56	Mason County (Kelly Wells)	Rupp Arena, Lexington
2005	South Laurel (Steve Wright)	70-59	Warren Central (Tim Riley)	Rupp Arena, Lexington
2006	Jeffersontown (Jeff Morrow)	61-48	Apollo (Tony Hopper)	Rupp Arena, Lexington
2007	Scott County (Billy Hicks)	56-50	Ballard (Chris Renner)	Rupp Arena, Lexington
2008	Mason County (Chris O'Hearn)	57-48	Holmes (David Henley)	Rupp Arena, Lexington
2009	Holmes (David Henley)	67-63 (2OT)	Central (Doug Bibby)	Rupp Arena, Lexington
2010	Shelby Valley (Jason Booher)	73-61	Ballard (Chris Renner)	Rupp Arena, Lexington
2011	Christian County (Kerry Stovall)	65-63 (2OT)	Rowan County (Shawn Thacker)	Rupp Arena, Lexington
2012	Trinity (Louisville) (Mike Szabo)	71-53	Scott County (Billy Hicks)	Rupp Arena, Lexington
2013				Rupp Arena, Lexington
2014				Rupp Arena, Lexington

**Complete Boys' Sweet 16® State Tournament
History and Records available at
KHSAA.org**

KHSAA BOYS' SWEET SIXTEEN® ALL-TIME WINNERS

# of Titles	School	Member Since	Years Won
6	Henry Clay	1917	1918, 1919, 1920, 1922, 1924, 1983
6	Lafayette	1924	1942, 1950, 1953, 1957, 1979, 2001
4	Ashland Blazer	1917	1928, 1933, 1934, 1961
4	DuPont Manual	1919	1921, 1923, 1925, 1931
4	Male	1917	1945, 1970, 1971, 1975
4	St. Xavier	1920	1926, 1935, 1958, 1962
3	Ballard	1969	1977, 1988, 1999
3	Fairdale	1930	1990, 1991, 1994
3	Owensboro	1917	1949, 1972, 1980
2	Breckinridge County	1925	1965, 1995
2	Central	1956	1969, 1974
2	Hazard	1923	1932, 1955
2	Inez*		1941, 1954
2	Mason County	1960	2003, 2008
2	Scott County	1955	1998, 2007
2	Seneca	1958	1963, 1964
2	Shelby County	1961	1966, 1978
1	Breckenridge Training*		1946
1	Brewers*		1948
1	Brooksville/Bracken County	1921	1939
1	Carr Creek*		1956
1	Christian County	1960	2011
1	Clay County	1922	1987
1	Corbin	1920	1936
1	Corinth*		1930
1	Cuba*		1952
1	Earlington*		1967
1	Eastern	1950	1997
1	Edmonson County	1923	1976
1	Elizabethtown	1919	2000
1	Flaget*		1960
1	George Rogers Clark	1917	1951
1	Glasgow	1924	1968
1	Harlan	1920	1944
1	Hazel Green*		1940
1	Heath	1919	1929
1	Hindman*		1943
1	Holmes	1917	2009
1	Hopkinsville	1919	1985
1	Jeffersontown	1930	2006
1	Laurel County*		1982
1	Lexington Catholic	1945	2002
1	Logan County	1982	1984
1	Marion County	1970	1993
1	Maysville*		1947
1	Midway*		1937
1	Millersburg Military Institute*	1921	1927
1	North Marshall*		1959
1	Paintsville	1921	1996
1	Pleasure Ridge Park	1959	1989
1	Pulaski County	1950	1986
1	Sharpe*		1938
1	Shawnee	1950	1973
1	Shelby Valley	1990	2010
1	Simon Kenton	1923	1981
1	South Laurel	1992	2005
1	Trinity (Louisville)	2012	2012
1	University Heights	1920	1992
1	Warren Central	1930	2004

* school is no longer a member of the KHSAA