



2014
WHITAKER BANK/KHSAA
BOYS' SWEET SIXTEEN®



Rupp Arena
Lexington
March 19-23, 2014

2014 WHITAKER BANK/KHSAA BOYS' SWEET SIXTEEN® STATE BASKETBALL TOURNAMENT

March 19-23 • Rupp Arena • Lexington

(All-Times Eastern & Local To Site – Top Team In Bracket Will Be The Home Team)



South Oldham (22-4)

Wed., March 19
12:00 p.m.

Hopkinsville (30-2)

Fri., March 21
12:00 p.m.

Trinity (Lou.) (29-5)

Wed., March 19
1:30 p.m.

Owensboro (21-10)

Sat., March 22
6:30 p.m.
tentative start time

Scott County (32-3)

Wed., March 19
6:30 p.m.

Fleming County (24-9)

Fri., March 21
1:30 p.m.

Campbell County (21-8)

Wed., March 19
8:00 p.m.

Johnson Central (25-6)

Sun., March 23
2:00 p.m.
tentative start time

2014
State Champion

McCracken County (24-8)

Thurs., March 20
12:00 p.m.

Wayne County (31-1)

Fri., March 21
6:30 p.m.

Knott County Central (25-6)

Thurs., March 20
1:30 p.m.

Bowling Green (27-6)

Sat., March 22
8:00 p.m.
tentative start time

Bardstown (26-6)

Thurs., March 20
6:30 p.m.

Pleasure Ridge Park (26-7)

Fri., March 21
8:00 p.m.

Clay County (23-8)

Thurs., March 20
8 p.m.

Covington Catholic (29-2)





SOUTH OLDHAM
HIGH SCHOOL

QUICK FACTS

CITY:

Crestwood

COUNTY:

Oldham

ENROLLMENT:

1,219

NICKNAME:

Dragons

COLORS:

First Green/Navy/Grey

SUPERINTENDENT:

Dr. Will Wells

PRINCIPAL:

Jeff Griffin

ATHLETIC DIRECTOR:

Mitchell F. Irvin

HEAD COACH:

Steven Simpson

SWEET 16® APPEARANCES:

2nd

LAST APPEARANCE:

2013

FIRST APPEARANCE:

2013

ALL-TIME RECORD:

0-1

STATE TITLES (LAST):

0



2013-14 SOUTH OLDHAM DRAGONS (pictured left to right) — BACK ROW: Drew Horsey; Matt Catinna; Jacob Roy; Kyle Young; Scott Moore; Trent Bouvet; Patrick King; and Drew Bullock. MIDDLE ROW: Travis Lee, Manager; Coach Bobby Simpson; Head Coach Steve Simpson; Coach Ian Borders; Coach Bryan Pohlman; and Phillip Nelson, Manager. FRONT ROW: Cameron Miles; Grant Williams; Issac Fields; Drew Greenwood; Michael Griffin; Jonathan Blair; and Zac McWilliams.

Team Roster

No.	Name	Ht.	Wt.	Pos.	Yr.
1	Jonathan Blair	5' 10	160	G	Sr.
4	Michael Griffin	6' 0	170	G	Sr.
5	Cameron Miles	5' 9	140	G	Jr.
11	Zack McWilliams	5' 10	140	G	Sr.
12	Kyle Young	6' 0	175	G	Sr.
20	Drew Greenwood	6' 0	165	G	Sr.
21	Grant Williams	5' 10	130	G	So.
22	Jacob Roy	6' 1	180	G	Sr.
23	Drew Bullock	6' 1	160	G	Sr.
24	Scott Moore	6' 1	170	G	Sr.
30	Trenton Bouvet	6' 2	160	G	So.
33	Isaac Fields	6' 0	150	G	So.
34	Drew Horsey	6' 3	195	F	Sr.
44	Patrick King	5' 8	160	F	Jr.
50	Matt Catinna	6' 3	190	C	Jr.
	Jacob Bray	5' 7	----	----	So.
	Cooper Cantrell	6' 0	150	----	Fr.
	Jordan Honaker	5' 11	150	----	So.
	Griffin Joe	5' 8	125	----	Fr.
	Dylan Snook	6' 2	170	----	So.
	Mitchell Stone	6' 3	300	----	So.

Head Coach: Steven Simpson

Assistant Coach: Bobby Simpson, Ian Borders

TEAM STATS

22 - 4	Record (wins - losses)
1972	Points Scored
1565	Points Allowed
722	Total Field Goals Made
1527	Total Field Goals Attempted
47.3%	Total Field Goal %
249	Total 3-Point Field Goals Made
627	Total 3-Point Field Goals Att.
39.7%	Total 3-Point Field Goal %
281	Total Free Throws Made
415	Total Free Throws Attempted
67.7%	Total Free Throw %
788	Total Rebounds

INDIVIDUAL LEADERS

SCORING	GP	Pts.	Avg.
12 Young, Kyle	26	483	18.6
4 Griffin, Michael	26	309	11.9
20 Greenwood, Drew	26	267	10.3
1 Blair, Jonathan	23	170	7.4
23 Bullock, Drew	26	188	7.2

REBOUNDING	GP	Reb.	Avg.
4 Griffin, Michael	26	145	5.6
20 Greenwood, Drew	26	127	4.9
12 Young, Kyle	26	121	4.7

2013-14 SCHEDULE

DATE	OPPONENT	RESULT
12/3	at Shelby County	W, 68-52
12/9	Collins	L, 42-60
12/14	vs. Lincoln County	W, 80-53
12/16	at Trimble County	W, 93-40
12/17	Spencer County	W, 79-54
12/19	at Western Hills	W, 72-23
12/26	Christian Academy-Lou.	W, 71-61
12/27	Jeffersontown	W, 107-104 (20T)
12/28	Franklin County	W, 72-61
1/3	vs. Caverna	W, 84-53
1/3	vs. Holy Cross (Lou.)	L, 73-75
1/4	vs. Whitefield Acad.	W, 74-55
1/10	Oldham County	W, 62-58
1/13	Grant County	W, 91-77
1/24	at Henry County	W, 81-54
1/31	at Anderson County	W, 84-55
2/7	at Gallatin County	W, 81-42
2/10	at North Oldham	L, 63-76
2/11	at Eminence	W, 87-51
2/15	Owen County	W, 82-70
2/20	Woodford County	W, 74-71
2/26	vs. Trimble County	W, 88-60
2/28	vs. Oldham County	L, 67-74
3/6	vs. Owen County	W, 84-77
3/10	vs. Collins	W, 63-62 (OT)
3/11	vs. Simon Kenton	W, 50-47 (OT)



QUICK FACTS

CITY:

Hopkinsville

COUNTY:

Christian

ENROLLMENT:

1,078

NICKNAME:

Tigers

COLORS:

Black & Orange

SUPERINTENDENT:

n/a

PRINCIPAL:

Curtis Higgins

ATHLETIC DIRECTOR:

Keith Kelley

HEAD COACH:

Timothy Haworth

SWEET 16® APPEARANCES:

7th

LAST APPEARANCE:

2013

FIRST APPEARANCE:

1969

ALL-TIME RECORD:

10-5

STATE TITLES (LAST):

1 (1985)



2013-14 HOPKINSVILLE TIGERS (pictured left to right) — FRONT ROW: Shawn Evans, Wayne Lewis, Snthony Babb, Tim Haworth (Head Coach), Derrell Johnson, Keith Leslie. MIDDLE ROW: Ramone Wilson, KJ Woodard, Khale Dodd, Correon Hairston, Demarius Cager, Steven Cager, Josh Patton, Nik Hatcher, Demarius Henry, Jay Smith, Cory Davie, Mike Mumford. BACK ROW: Tra Edwards, Jaqualis Matlock, Demarius Poindexter, Jamonte Davis, Jordan McGee, Marcus Wade, Kourtney Ware, CJ Henagan, Don Parker, Will Myers.

Team Roster

No.	Name	Ht.	Wt.	Pos.	Yr.
3	Trey Edwards	6' 2	160	G	Sr.
4	Khale Dodd	6' 0	124	G	Sr.
5	Demarius Poindexter	6' 5	180	----	Sr.
10	Correon Hairston	6' 0	128	----	So.
12	Nik Hatcher	5' 9	125	G	Jr.
15	Demarius Henry	5' 9	150	G	Sr.
20	CJ Henagan	6' 2	150	----	Fr.
21	Kourtney Ware	5' 5	125	----	So.
22	Jamonte Davis	6' 6	195	C	Sr.
23	Dontarius Parker	6' 0	136	----	Fr.
24	Djyreon Smith	5' 10	165	----	Jr.
31	Jordan McGee	6' 3	183	----	Jr.
32	Jaqualis Matlock	6' 5	180	F	Jr.
34	Josh Patton	5' 8	126	----	Jr.
35	Marcus Wade	6' 1	258	F	Jr.
41	Stephen Cager	5' 3	126	----	8th
45	Demarius Cager	5' 11	160	G	Sr.
	Jason Hopper	6' 0	156	----	Fr.
	Jalen Johnson	5' 8	0	----	8th
	Beau McKinnis	5' 7	126	----	So.
	Deandre Mosby	5' 10	210	----	Sr.
	Shaveon Richardson	6' 0	200	----	Jr.

Head Coach: Timothy Haworth

Assistant Coaches: Wayne Lewis, Mike Mumford, Anthony Babb, Keith Leslie, Derrell Johnson, Shawn Evans

TEAM STATS

30 - 2	Record (wins - losses)
2639	Points Scored
1994	Points Allowed
----	Total Field Goals Made
----	Total Field Goals Attempted
----	Total Field Goal %
----	Total 3-Point Field Goals Made
----	Total 3-Point Field Goals Att.
----	Total 3-Point Field Goal %
----	Total Free Throws Made
----	Total Free Throws Attempted
----	Total Free Throw %
----	Total Rebounds

INDIVIDUAL LEADERS

SCORING	GP	Pts.	Avg.
32 Matlock, Jaqualis	32	549	17.2
3 Edwards, Trey	32	520	16.3
11 Henry, Demarius	32	370	11.6
5 Poindexter, Demarius	32	362	11.3
45 Cager, Demarius	32	285	8.9

REBOUNDING

GP	Reb.	Avg.
stats not provided		

2013-14 SCHEDULE

DATE	OPPONENT	RESULT
12/7	at Marshall County	W, 79-60
12/10	University Heights	W, 86-51
12/13	vs. Warren Central	W, 78-70
12/14	vs. Lavergne, TN	W, 102-95
12/20	vs. Fort Myers, FL	L, 59-66
12/21	vs. Mitchell, TN	W, 64-61
12/22	vs. Riverside Acad., LA	W, 82-63
12/23	vs. Lafayette	W, 74-65
12/27	vs. Elizabethtown	W, 64-63
12/28	vs. Fern Creek	W, 65-63
12/29	vs. John Hardin	W, 72-53
1/3	vs. Paul Laurence Dunbar	W, 77-65
1/4	at Seneca	W, 91-58
1/9	at Fort Campbell	W, 108-49
1/11	vs. Park Tudor, IN	L, 83-90 (OT)
1/14	at Henderson County	W, 71-59
1/16	at Madisonville-N. Hopkins	W, 85-52
1/18	Christian County	W, 87-60
1/21	Graves County	W, 80-71
1/28	Caldwell County	W, 88-70
2/1	at Christian County	W, 92-50
2/6	at Fort Campbell	W, 103-57
2/11	at Muhlenberg County	W, 82-41
2/12	at University Heights	W, 80-54
2/13	Logan County	W, 104-60
2/18	Owensboro	W, 83-76
2/21	Taylor County	W, 80-62
2/24	Fort Campbell	W, 97-60
2/27	University Heights	W, 66-63
3/8	vs. Union County	W, 96-75
3/10	vs. Madisonville-N. Hopkins	W, 97-65
3/11	vs. Henderson County	W, 64-47



QUICK FACTS

CITY:
Louisville
COUNTY:
Jefferson
ENROLLMENT:
1,269
NICKNAME:
Shamrocks
COLORS:
Green & White
SUPERINTENDENT:
n/a
PRINCIPAL:
Rob Mullen
ATHLETIC DIRECTOR:
Dennis Lampley
HEAD COACH:
Mike Szabo
SWEET 16® APPEARANCES:
3rd
LAST APPEARANCE:
2012
FIRST APPEARANCE:
2004
ALL-TIME RECORD:
5-1
STATE TITLES (LAST):
1 (2012)



2013-14 TRINITY (LOUISVILLE) SHAMROCKS (pictured left to right) — BACK ROW: Jay Murphy, Christian Thieneman, Jax Levitch, Ray Spalding, Kel'Shawn Knight-Goff, Daniel Ramser, Michael Stafford. MIDDLE ROW: Coach James Torra, Strength Coach Mike Snyder, Coach Hunter Hepler, Coach Jude Kawa, Coach Mike Szabo, Coach Rob Saxton, Coach Josh Slonim, Coach Chris Toth, Bill Cabbage ATC, Clay Harville. FRONT ROW: Gabe Unzueta, Nathan Rose, Garrett Richardson, Craig Owens, Trey Ivory, Isiah Knight, Gabe Schmitt, Davis Barkley.

Team Roster

No.	Name	Ht.	Wt.	Pos.	Yr.
1	Trey Ivory	5' 10	155	G	Sr.
4	Jax Levitch	6' 5	170	G	Jr.
10	Jay Murphy	6' 4	160	G	Jr.
13	Daniel Ramser	6' 4	170	G	Jr.
14	Kel Shawn Knight-Goff	6' 4	175	F	So.
15	Isiah Knight	5' 9	160	G	So.
20	Gabriel Schmitt	6' 1	170	G	So.
21	Garrett Richardson	6' 1	160	G	Jr.
23	Christian Thieneman	6' 4	200	F	Jr.
30	Michael Stafford	6' 2	165	G	Jr.
32	Nathan Rose	5' 9	170	G	So.
33	Craig Owens	6' 3	205	F	Sr.
34	Christian Terry	6' 6	170	C	So.
35	Raymond Spalding	6' 10	200	F/C	Jr.
	Davis Barkley	5' 3	----	----	Sr.
	Clay Harville	5' 5	----	----	Jr.
	Gabriel Unzueta	5' 6	----	----	Jr.

Head Coach: Mike Szabo

Assistant Coaches: Chris Toth, James Torra, Josh Slonim, Rob Saxton, Jude Kawa

TEAM STATS

29 - 5	Record (wins - losses)
2054	Points Scored
1592	Points Allowed
726	Total Field Goals Made
1609	Total Field Goals Attempted
45.1%	Total Field Goal %
153	Total 3-Point Field Goals Made
469	Total 3-Point Field Goals Att.
32.6%	Total 3-Point Field Goal %
452	Total Free Throws Made
700	Total Free Throws Attempted
64.6%	Total Free Throw %
1193	Total Rebounds

INDIVIDUAL LEADERS

SCORING	GP	Pts.	Avg.
35 Spalding, Raymond	32	436	13.6
1 Ivory, Trey	34	348	10.2
33 Owens, Craig	34	296	8.7
30 Stafford, Michael	34	254	7.5
13 Ramser, Daniel	34	201	5.9

REBOUNDING	GP	Reb.	Avg.
35 Spalding, Raymond	32	337	10.5
33 Owens, Craig	34	208	6.1
4 Levitch, Jax	34	121	3.6

2013-14 SCHEDULE

DATE	OPPONENT	RESULT
12/7	at Bowling Green	W, 62-57
12/13	at Corbin	W, 69-37
12/14	vs. Henry Clay	W, 58-50
12/19	vs. Lafayette	W, 47-43
12/21	at Fairdale	W, 77-67
12/22	vs. Pleasure Ridge Park	W, 50-37
12/23	vs. Ballard	L, 54-65
12/27	vs. Spruce Creek, FL	W, 70-56
12/28	Berkeley Prep, FL	L, 46-53
12/29	Evans, FL	W, 64-45
12/30	at Vanguard, FL	W, 50-31
1/4	at Muhlenberg County	W, 55-34
1/10	St. Xavier	W, 64-56
1/15	vs. DeSales	W, 60-45
1/17	vs. Iroquois	W, 60-45
1/18	vs. Ballard	L, 61-63 (OT)
1/22	Atherton	W, 65-25
1/23	Central	W, 65-21
1/28	at Waggener	W, 71-51
1/31	at Madison Central	W, 57-50
2/1	Bardstown	W, 51-34
2/5	Collins	W, 58-52
2/7	Western	W, 62-39
2/8	vs. Scott County	L, 65-70
2/11	at Elizabethtown	W, 72-64
2/12	Seneca	W, 63-40
2/15	Lafayette	W, 65-54
2/18	Newport Central Catholic	L, 44-45
2/12	Christian Academy-Lou.	W, 81-49
2/26	vs. Atherton	W, 70-38
2/28	at Waggener	W, 46-33
3/5	vs. St. Xavier	W, 51-40
3/9	vs. DuPont Manual	W, 62-45
3/11	vs. Ballard	W, 59-58



QUICK FACTS

CITY:
Owensboro

COUNTY:
Davies

ENROLLMENT:
1,140

NICKNAME:
Red Devils

COLORS:
Red & Black

SUPERINTENDENT:
Nick Brake

PRINCIPAL:
Anita Burnette

ATHLETIC DIRECTOR:
Chris Gaddis

HEAD COACH:
Roderick Drake

SWEET 16® APPEARANCES:
42nd

LAST APPEARANCE:
2008

FIRST APPEARANCE:
1920

ALL-TIME RECORD:
43-38

STATE TITLES (LAST):
3 (1980)



2013-14 OWENSBORO RED DEVILS (pictured left to right) — BACK ROW: Tavian Board, JaCoby Harris, Airius Phillips, Shawn Pendleton, Darion Morrow, Dylan Sanford, Darrius Brown. MIDDLE ROW: Coach Zach Erwin, Coach Rod Drake, Coach Jay Fillman. FRONT ROW: Jaylin Kelly, Malek Curry, Justin Miller, Aric Holman, Tyler Cockrum, Gabe Fillman.

Team Roster

No.	Name	Ht.	Wt.	Pos.	Yr.
10	Jaylin Kelly	5' 10	109	F	Sr.
11	William Hemingway	5' 8	115	G	So.
12	Shawn Pendelton	5' 7	140	G	Jr.
15	Darion Morrow	5' 8	146	PG	Jr.
20	Jacoby Harris	5' 8	140	G	Fr.
21	Dylan Sanford	6' 2	187	G	Jr.
22	Malek Curry	6' 1	163	C	Sr.
23	Gabe Fillman	6' 2	160	F	Jr.
24	Airius Phillips	5' 10	160	G	Jr.
32	Aric Holman	6' 6	175	G	Jr.
33	Darius Brown	5' 10	148	F	So.
35	Jacob Anderson	6' 4	200	F	So.
44	Tyler Cockrum	6' 8	164	C	Sr.
45	Tavian Board	5' 10	190	F	So.
55	Justin Miller	6' 5	246	F/C	Jr.

Head Coach: Roderick Drake

Assistant Coaches: Christopher Hogg, Jay Fillman,
Zachary Erwin, Chad Embry

TEAM STATS

no stats provided

INDIVIDUAL LEADERS

SCORING GP Pts. Avg.
no stats provided

REBOUNDING GP Reb. Avg.
no stats provided

2013-14 SCHEDULE

DATE	OPPONENT	RESULT
12/2	at McLean County	L, 55-58
12/10	at Warren Central	L, 56-61
12/13	at Owensboro Catholic	W, 71-43
12/17	Christian County	W, 73-69
12/19	at Oldham County	W, 86-68
12/20	Western	L, 66-71
12/21	vs. DuPont Manual	L, 67-87
12/21	vs. Fern Creek	W, 82-68
12/27	vs. West Jessamine	L, 66-86
12/28	Calloway County	L, 65-68
12/29	vs. Prestonsburg	W, 82-58
12/30	vs. Williamsburg	W, 73-55
1/3	Apollo	W, 61-58
1/4	vs. Paul Laurence Dunbar	W, 70-67
1/10	Owensboro Catholic	W, 76-59
1/11	at South Spencer, IN	W, 65-63
1/18	at Muhlenberg County	W, 59-46
1/24	at Daviess County	W, 54-49
1/28	Madisonville-N. Hopkins	W, 82-76
1/31	at Evansville Bosse, IN	L, 62-72
2/1	McLean County	W, 79-43
2/7	at Apollo	L, 75-79
2/8	Daviess County	W, 53-44
2/11	Bowling Green	W, 69-56
2/18	at Hopkinsville	L, 76-83
2/21	Henderson County	L, 51-62
2/26	vs. Owensboro Catholic	W, 77-49
2/28	Daviess County	W, 56-54
3/7	vs. Meade County	W, 72-34
3/10	vs. Ohio County	W, 76-56
3/11	vs. Muhlenberg County	W, 64-58



QUICK FACTS

CITY:
Georgetown
COUNTY:
Scott
ENROLLMENT:
2,403
NICKNAME:
Cardinals
COLORS:
Red, Blue & White
SUPERINTENDENT:
Patricia Putty
PRINCIPAL:
Frank Howatt
ATHLETIC DIRECTOR:
Joe Covington
HEAD COACH:
Billy Hicks
SWEET 16® APPEARANCES:
14th
LAST APPEARANCE:
2012
FIRST APPEARANCE:
1983
ALL-TIME RECORD:
24-11
STATE TITLES (LAST):
2 (2007)



2013-14 SCOTT COUNTY CARDINALS (pictured left to right) — BACK ROW: Mookie Payton, Seth Crank, Tay Guyn, Cooper Watts, Raekwon Long, Dylan Portwood, Darius McCoy, Austin Kindred, Jamal Banks. MIDDLE ROW: Mgr. Brandon Mowery, Coaches - Brad Levy, Chris Willhite, Dudley Mattingly, Billy Hicks, Tim Glenn, Fred Fluker, Mgr. Taylor Berryman. FRONT ROW: Michael Matsumura, Clarion Washington, Matt Murray, Tony Martini, Trent Gilbert, Teddy Ware, Hines Jones.

Team Roster

No.	Name	Ht.	Wt.	Pos.	Yr.
1	Clarion Washington	6' 0	156	G	Jr.
2	Mookie Payton	6' 0	165	G	Fr.
3	Austin Kindred	6' 2	183	F	Sr.
5	Jamel Banks	5' 10	180	F	Jr.
10	Dylan Portwood	6' 3	190	F	Sr.
11	Hines Jones	6' 2	160	G	Jr.
12	Trent Gilbert	6' 2	165	SG	Sr.
14	Tay Guyn	6' 1	160	F	So.
15	Seth Crank	6' 0	160	G	Sr.
22	Raekwon Long	7' 1	250	C	So.
23	Teddy Ware	6' 1	170	G	Sr.
24	Matt Murray	6' 0	160	G	Sr.
32	Tony Martini	6' 3	205	F	Sr.
33	Darius McCoy	6' 4	170	C	Sr.
44	Cooper Watts	6' 4	180	C	Fr.
45	Michael Matsumura	5' 10	165	G	So.

Head Coach: Billy Hicks

Assistant Coaches: Chris Willhite, Dudley Mattingly, Tim Glenn

TEAM STATS

32 - 3	Record (wins - losses)
2605	Points Scored
2088	Points Allowed
903	Total Field Goals Made
1895	Total Field Goals Attempted
47.7%	Total Field Goal %
221	Total 3-Point Field Goals Made
600	Total 3-Point Field Goals Att
36.8%	Total 3-Point Field Goal %
550	Total Free Throws Made
721	Total Free Throws Attempted
76.3%	Total Free Throw %
1306	Total Rebounds

INDIVIDUAL LEADERS

SCORING			
	GP	Pts.	Avg.
12 Gilbert, Trent	35	908	25.9
23 Ware, Teddy	35	421	12.0
22 Long, Raekwon	35	379	10.8
32 Martini, Tony	35	337	9.6
24 Murray, Matt	33	134	4.1

REBOUNDING			
	GP	Reb.	Avg.
32 Martini, Tony	35	303	8.7
22 Long, Raekwon	35	252	7.2
12 Gilbert, Trent	35	141	4.0

2013-14 SCHEDULE

DATE	OPPONENT	RESULT
12/2	at Ballard	L, 85-96
12/5	Ryle	W, 73-64
12/12	Lexington Christian	W, 93-64
12/14	Jackson County	W, 92-70
12/20	vs. Eastern	W, 70-58
12/21	vs. Paul Laurence Dunbar	W, 80-60
12/22	vs. Bryan Station	W, 73-62
12/26	vs. Butler	W, 75-61
12/27	vs. Hazard	W, 67-47
12/28	vs. Lafayette	L, 86-91 (OT)
12/29	vs. Pleasure Ridge Park	W, 51-49
12/30	vs. DuPont Manual	W, 78-61
1/4	Oldham County	W, 72-52
1/17	Harrison County	W, 91-49
1/10	at Henry Clay	W, 82-69
1/11	Bardstown	W, 79-40
1/14	at Woodford County	W, 82-65
1/16	at Sayre	W, 72-41
1/17	Bryan Station	W, 64-61
1/22	Male	W, 56-38
1/24	Lafayette	W, 56-52
1/26	Henderson County	W, 81-67
1/28	at Franklin County	W, 72-41
1/31	Perry County Central	W, 86-78
2/6	at Bryan Station	W, 69-57
2/7	Henry Clay	W, 82-70
2/8	vs. Trinity (Louisville)	W, 70-65
2/15	Lexington Catholic	W, 81-60
2/18	at Eastern	W, 67-65
2/21	at Paul Laurence Dunbar	W, 75-72
2/24	vs. Sayre	W, 69-27
2/27	at Henry Clay	L, 65-68
3/6	vs. Lexington Catholic	W, 62-49
3/8	vs. Madison Central	W, 79-55
3/11	vs. Henry Clay	W, 70-64



QUICK FACTS

CITY:
Flemingsburg

COUNTY:
Fleming

ENROLLMENT:
669

NICKNAME:
Panthers

COLORS:
Black & Gold

SUPERINTENDENT:
Tom Price

PRINCIPAL:
Mark Leet

ATHLETIC DIRECTOR:
Blake Price / Tony Roth

HEAD COACH:
Mark Starns

SWEET 16® APPEARANCES:
5th

LAST APPEARANCE:
2013

FIRST APPEARANCE:
1974

ALL-TIME RECORD:
2-4

STATE TITLES (LAST):
0



2013-14 FLEMING COUNTY PANTHERS (pictured left to right) — FRONT ROW: Keion Crumbie, Darion Burns, Brady Saunders, Austin Crisp, Troy Steward, Bryson McKee. MIDDLE ROW: Asst. Coach Jimmy Hall, Asst. Coach Chris Davis, Morgan Alexander, Ashley Hickerson, Madison Starns, Madalyn Higgins, Asst. Coach Lamont Taylor, Head Coach Mark Starns. BACK ROW: Ashton Hall, Savon McAdams, Austin Vice, Wilder Williams, Michael Todd, Aaron James, Max Mitchell.

Team Roster

No.	Name	Ht.	Wt.	Pos.	Yr.
1	Austin Vice	5' 11	140	G/F	Jr.
2	Savon McAdams	5' 9	130	F	Jr.
3	Kieon Crumbie	5' 7	140	G	Sr.
4	Tyler Grannis	5' 9	136	F	Fr.
5	Aaron James	5' 10	155	G	Jr.
10	Darion Burns	5' 11	170	PG	Sr.
11	Austin Crisp	6' 0	145	G	Sr.
15	Ashton Hall	5' 8	130	G	So.
20	Troy Steward	6' 4	170	F	Sr.
22	Bryson McKee	5' 10	165	G	Sr.
24	Eugene Hamm	6' 0	165	F/C	Fr.
30	Max Mitchell	5' 10	161	F	So.
30	Michael Todd	5' 10	175	F/C	So.
33	Brady Saunders	6' 1	155	F	Sr.
35	Wilder Williams	6' 4	210	C/F	Jr.

Head Coach: Mark Starns

Assistant Coaches: Lamont Taylor, Deon Taylor, Jimmy Hall, Chris Davis

TEAM STATS

24 - 9	Record (wins - losses)
2404	Points Scored
2041	Points Allowed
875	Total Field Goals Made
1770	Total Field Goals Attempted
49.4%	Total Field Goal %
171	Total 3-Point Field Goals Made
503	Total 3-Point Field Goals Att.
34.0%	Total 3-Point Field Goal %
487	Total Free Throws Made
751	Total Free Throws Attempted
64.8%	Total Free Throw %
1042	Total Rebounds

INDIVIDUAL LEADERS

SCORING		GP	Pts.	Avg.
20 Steward, Troy	33	751	22.8	
33 Saunders, Brady	33	431	13.1	
10 Burns, Darion	12	150	12.5	
11 Crisp, Austin	32	387	12.1	
35 Williams, Wilder	33	349	10.6	

REBOUNDING		GP	Reb.	Avg.
35 Williams, Wilder	33	318	9.6	
20 Steward, Troy	33	229	6.9	
33 Saunders, Brady	33	190	5.8	

2013-14 SCHEDULE

DATE	OPPONENT	RESULT
12/3	West Jessamine	L, 76-80
12/7	vs. West Carter	W, 71-43
12/11	vs. Rowan County	W, 74-71
12/12	vs. Morgan County	W, 72-36
12/14	vs. Fairdale	L, 50-77
12/16	at Menifee County	W, 78-56
12/19	vs. Russell County	L, 63-70
12/20	vs. Cooper	W, 56-53
12/21	vs. Lewis County	W, 65-52
12/27	vs. Roger Bacon, OH	L, 60-65
12/28	vs. Simon Kenton	L, 79-84
12/29	vs. Ironton, OH	W, 90-56
1/4	at Bath County	W, 77-27
1/10	Rowan County	W, 83-71
1/11	Franklin County	W, 85-73
1/14	Morgan County	W, 82-51
1/17	Bath County	W, 75-45
1/18	vs. Lincoln County	L, 52-57
1/24	Menifee County	W, 78-47
1/27	at East Carter	W, 67-65
1/30	at Boyd County	W, 84-78
2/7	at Rowan County	W, 58-54
2/8	Ashland Blazer	W, 82-67
2/9	vs. Knott County Central	L, 62-73
2/10	Lewis County	L, 84-86 (OT)
2/17	at Greenup County	W, 79-67
2/18	Campbell County	W, 87-77
2/20	Mason County	L, 57-66
2/25	Menifee County	W, 84-64
2/28	Rowan County	W, 79-68
3/8	Elliott County	W, 67-45
3/10	Lewis County	W, 66-58
3/11	Ashland Blazer	W, 82-59



QUICK FACTS

CITY:
Alexandria

COUNTY:
Campbell

ENROLLMENT:
1,535

NICKNAME:
Camels

COLORS:
Purple, Gold & White

SUPERINTENDENT:
Glen Miller

PRINCIPAL:
Renee Boots

ATHLETIC DIRECTOR:
Steve Hensley

HEAD COACH:
Aric Russell

SWEET 16® APPEARANCES:
4th

LAST APPEARANCE:
2001

FIRST APPEARANCE:
1946

ALL-TIME RECORD:
0-3

STATE TITLES (LAST):
0



2013-14 CAMPBELL COUNTY CAMELS (pictured left to right) — THIRD ROW: I. Franzen, M. Wilson, C.Nelter, J.Day. SECOND ROW: C. Hegyi, Coach Orth, Coach Gross, Coach Russell, Coach White, Coach Flynn, J.Franzen, C. Garman. FIRST ROW: T. McGovney, G.Geiman, D. Jackson, C.Cryer, B. Losey, C. Holbrook.

Team Roster

No.	Name	Ht.	Wt.	Pos.	Yr.
3	Blake Losey	5' 11	140	G	Jr.
5	Garrett Geiman	6' 0	140	G	Sr.
10	Trent McGovney	5' 11	165	G	So.
11	Dustin Turner	6' 2	180	F	So.
13	Mike Bezold	6' 2	----	F/C	So.
14	Matt Wilson	6' 5	190	F/C	So.
15	Deondre Jackson	6' 0	140	G/F	Jr.
20	Gideon Measner	6' 3	160	F	So.
21	Cole Hegyi	6' 2	160	G/F	Fr.
22	Zach Niceley	6' 1	----	G	So.
23	Jordan Day	6' 2	140	G/F	Jr.
24	Garren Bertsch	5' 11	----	G	Fr.
25	Luke Franzen	6' 2	160	F/G	Sr.
30	Corey Holbrook	6' 1	158	G	Sr.
32	Jake Franzen	6' 1	175	F	Jr.
33	Craig Neltner	6' 3	215	C	Jr.
34	Colton Cryer	6' 2	160	F	Jr.
35	Cameron Lemons	5' 8	120	G	So.

Head Coach: Aric Russell

Assistant Coaches: Brett White, Dave Orth, Jerry Gross, Michael Flynn

TEAM STATS

21 - 8	Record (wins - losses)
2046	Points Scored
1795	Points Allowed
----	Total Field Goals Made
----	Total Field Goals Attempted
----	Total Field Goal %
----	Total 3-Point Field Goals Made
----	Total 3-Point Field Goals Att.
----	Total 3-Point Field Goal %
----	Total Free Throws Made
----	Total Free Throws Attempted
----	Total Free Throw %
----	Total Rebounds

INDIVIDUAL LEADERS

SCORING	GP	Pts.	Avg.
15 Jackson, Deondre	29	526	18.1
30 Holbrook, Corey	27	437	16.2
14 Wilson, Matt	29	379	13.1
3 Losey, Blake	29	240	8.3
10 McGovney, Trent	29	125	4.3

REBOUNDING	GP	Reb.	Avg.
14 Wilson, Matt	29	305	10.5
15 Jackson, Deondre	29	109	3.8
30 Holbrook, Corey	27	92	3.4

2013-14 SCHEDULE

DATE	OPPONENT	RESULT
12/7	at Dixie Heights	W, 79-77
12/10	Calvary Christian	W, 102-38
12/11	at Ludlow	W, 73-47
12/13	at Newport	W, 59-57
12/16	Covington Catholic	L, 59-64
12/20	vs. Betsy Layne	W, 75-73 (OT)
12/21	vs. Lawrence County	L, 80-83
12/22	at Raceland	W, 70-60
12/27	St. Henry	W, 70-63
1/3	Bishop Brossart	L, 41-60
1/8	John Paul College, Queensland	W, 66-52
1/11	Lexington Christian	L, 43-56
1/14	Conner	W, 78-71
1/18	Amelia (Batavia), OH	W, 67-58
1/24	at Silver Grove	W, 91-45
1/29	Augusta	W, 83-67
1/31	Scott	W, 79-61
2/6	at Mason County	L, 66-80
2/8	at Harrison County	W, 63-61
2/11	Simon Kenton	W, 68-65
2/12	at Grant County	L, 74-89
2/18	at Fleming County	L, 77-87
2/20	Ryle	L, 68-72
2/21	Pendleton County	W, 92-55
2/26	Scott	W, 65-62
2/28	Bishop Brossart	W, 49-44
3/6	vs. Bracken County	W, 78-34
3/10	vs. Harrison County	W, 63-53
3/11	vs. Montgomery County	W, 68-61



QUICK FACTS

CITY:

Paintsville

COUNTY:

Johnson

ENROLLMENT:

1,096

NICKNAME:

Golden Eagles

COLORS:

Black & Gold

SUPERINTENDENT:

Steve Trimble

PRINCIPAL:

Noel Crum

ATHLETIC DIRECTOR:

Tommy McKenzie

HEAD COACH:

Tommy McKenzie

SWEET 16® APPEARANCES:

8th

LAST APPEARANCE:

2013

FIRST APPEARANCE:


1972

ALL-TIME RECORD:

1-7

STATE TITLES (LAST):

0



2013-14 JOHNSON CENTRAL GOLDEN EAGLES (pictured left to right) — BACK ROW: Tyler Compton, Hunter Ratliff, Truman Salyer, Shane Hall, Kyle Gullett, Tyler Pack, Josh Hitchcock, Patrick Rice. FRONT ROW: Bradley Hall, Luke Vance, Slade McPeek, Braxton Hensley, Nick McKenzie, Braxton Blair, Dalton Adkins, Mason Blair.

Team Roster

No.	Name	Ht.	Wt.	Pos.	Yr.
1	Dalton Adkins	5' 6	170	G	Jr.
2	Luke Vance	6' 2	214	G/F	Fr.
3	Braxton Blair	5' 11	185	PG	Jr.
5	Mason Blair	5' 11	150	PG	Fr.
10	Nick McKenzie	6' 2	215	F	Sr.
11	Slade McPeek	5' 11	175	PG/G	Sr.
13	Truman Salyer	6' 6	225	PF/C	Jr.
14	Hunter Ratliff	6' 4	215	F	Jr.
15	Josh Hitchcock	6' 4	185	SF/PF	So.
20	Braxton Hensley	6' 3	220	G/F	Sr.
21	Kyle Gullett	6' 6	205	SF	Jr.
22	Patrick Rice	6' 2	265	F/C	Jr.
24	Shane Hall	6' 9	215	SG/SF/PF	Sr.
32	Bradley Hall	6' 2	175	G/F	Jr.
33	Tyler Compton	6' 3	185	SF/PF	Sr.
34	Tyler Pack	6' 4	220	C/PF	So.

Head Coach: Tommy McKenzie

Assistant Coaches: Jason Shepherd, Tim Adams, Eddie Blair, Scott Holbrook

TEAM STATS

25 - 6	Record (wins - losses)
2229	Points Scored
1749	Points Allowed
790	Total Field Goals Made
1718	Total Field Goals Attempted
46.0%	Total Field Goal %
166	Total 3-Point Field Goals Made
499	Total 3-Point Field Goals Att.
33.3%	Total 3-Point Field Goal %
482	Total Free Throws Made
774	Total Free Throws Attempted
62.3%	Total Free Throw %
1179	Total Rebounds

INDIVIDUAL LEADERS

SCORING	GP	Pts.	Avg.
24 Hall, Shane	28	491	17.5
21 Gullett, Kyle	31	475	15.3
11 McPeek, Slade	31	290	9.4
3 Blair, Braxton	30	274	9.1
13 Salyer, Truman	31	202	6.5

REBOUNDING	GP	Reb.	Avg.
24 Hall, Shane	28	301	10.8
21 Gullett, Kyle	31	146	4.7
11 McPeek, Slade	31	123	4.0

2013-14 SCHEDULE

DATE	OPPONENT	RESULT
1/2/10	Perry County Central	L, 54-66
12/12	Sheldon Clark	L, 64-65 (OT)
12/14	vs. New Philadelphia, OH	W, 75-64
12/17	at Shelby Valley	W, 65-62
12/20	vs. Thomas Nelson	W, 63-35
1/21	vs. Pleasure Ridge Park	L, 74-86
12/22	at Fairdale	L, 75-83
12/27	vs. Simon Kenton	W, 64-62
12/28	vs. Roger Bacon, OH	L, 68-86
12/29	vs. Grant County	W, 82-64
1/3	vs. Magoffin County	W, 87-56
1/9	at East Ridge	W, 68-42
1/11	vs. Mason County	W, 65-54
1/14	Paintsville	W, 75-47
1/18	Lawrence County	W, 69-65
1/24	at Sheldon Clark	W, 69-41
1/31	at Belfry	W, 70-54
2/1	vs. Breathitt County	L, 60-65
2/3	at Lawrence County	W, 54-32
2/6	at Paintsville	W, 78-55
2/7	at Magoffin County	W, 70-49
2/8	Lee County	W, 87-58
2/11	Pike County Central	W, 65-27
2/17	Ashland Blazer	W, 86-69
2/18	at Pikeville	W, 65-45
2/20	at Prestonsburg	W, 84-43
2/26	Magoffin County	W, 84-61
2/28	Lawrence County	W, 74-72 (OT)
3/8	vs. East Ridge	W, 62-45
3/10	Prestonsburg	W, 92-40
3/11	Shelby Valley	W, 81-56



QUICK FACTS

CITY:

Paducah

COUNTY:

McCracken

ENROLLMENT:

1,872

NICKNAME:

Mustangs

COLORS:

Crimson, Black, White

SUPERINTENDENT:

Nancy Waldrop

PRINCIPAL:

Michael Ceglinski

ATHLETIC DIRECTOR:

Kris Garrett

HEAD COACH:

Burlin Brower

SWEET 16® APPEARANCES:

1st

LAST APPEARANCE:

n/a

FIRST APPEARANCE:

n/a

ALL-TIME RECORD:

0-0

STATE TITLES (LAST):

0



2013-14 MCCRACKEN COUNTY MUSTANGS — Nathan Telfair, James Garner, Jason Armstrong, Zach Belt, Billy Wadley, Bryce Rodgers, Austin Nall, Jared Burnett, Prather Harris, Jeremy Hayden, Evan Hayden, Caleb Stonecipher, Aaron Hayden, Tevin Banks, Kam Chumbler, Austin Collins, Jacob Zakutney, Sergio Vega, Jarrett Mauk.

TEAM STATS

24 - 8	Record (wins - losses)
2085	Points Scored
1747	Points Allowed
708	Total Field Goals Made
1461	Total Field Goals Attempted
48.5%	Total Field Goal %
187	Total 3-Point Field Goals Made
459	Total 3-Point Field Goals Att.
40.7%	Total 3-Point Field Goal %
482	Total Free Throws Made
711	Total Free Throws Attempted
67.8%	Total Free Throw %
945	Total Rebounds

INDIVIDUAL LEADERS

SCORING			
	GP	Pts.	Avg.
10 Chumbler, Kam	32	401	12.5
3 Burnett, Jared	32	380	11.9
22 Stonecipher, Caleb	30	335	11.2
54 Rodgers, Bryce	32	245	7.7
20 Armstrong, Jason	32	166	5.2

REBOUNDING			
	GP	Reb.	Avg.
54 Rodgers, Bryce	32	186	5.8
20 Armstrong, Jason	32	138	4.3
3 Burnett, Jared	32	111	3.5

2013-14 SCHEDULE

DATE	OPPONENT	RESULT
12/10	Calloway County	L, 47-50
12/13	Marshall County	W, 64-56
12/16	at Community Christian	W, 77-37
12/17	at Mayfield	W, 59-43
12/19	Ballard Memorial	W, 69-43
12/21	vs. South Warren	W, 57-45
12/21	vs. McLean County	W, 73-47
12/23	at Warren East	L, 89-93
12/27	at Fort Walton Beach, FL	W, 67-42
12/28	vs. Wren, SC	W, 55-38
12/30	vs. Houston, TN	L, 40-76
1/3	Muhlenberg County	W, 69-54
1/4	Calloway County	L, 54-56
1/7	at Graves County	W, 56-50
1/9	Goreville, IL	W, 80-67
1/11	Holmes	L, 44-66
1/14	at Central, MO	L, 50-52 (OT)
1/17	at Paducah Tilghman	W, 66-54
1/21	Cairo, IL	W, 83-60
1/24	at Marshall County	L, 53-57 (OT)
1/28	Carlisle County	W, 85-63
2/1	Graves County	W, 69-57
2/7	Community Christian	W, 96-39
2/10	at St. Mary	L, 62-77
2/11	St. Mary	W, 69-67
2/14	Paducah Tilghman	W, 74-52
2/17	Murray	W, 74-60
2/24	Community Christian	W, 83-45
2/28	St. Mary	W, 65-61 (OT)
3/8	vs. Calloway County	W, 55-48
3/10	vs. Graves County	W, 58-51
3/11	vs. Marshall County	W, 43-41

Team Roster

No.	Name	Ht.	Wt.	Pos.	Yr.
3	Jared Burnett	6' 0	----	G	Sr.
5	Austin Collins	5' 8	----	G	Jr.
10	Kam Chumbler	6' 0	----	G	Sr.
11	Jarrett Mauk	5' 10	----	G	Jr.
12	Jacob Zakutney	5' 10	----	G	So.
20	Jason Armstrong	6' 3	----	F	Jr.
21	Nathan Telfair	6' 4	----	F	Jr.
22	Caleb Stonecipher	6' 1	----	G	Jr.
23	Sergio Vega	5' 7	----	G	Sr.
24	Zach Belt	6' 1	----	G	Sr.
33	Prather Harris	6' 2	----	F	Jr.
35	Aaron Hayden	6' 3	----	F	Sr.
45	Austin Nall	6' 4	----	F	Sr.
54	Bryce Rodgers	6' 3	----	F	Sr.
55	Adam Weir	6' 7	260	F	Sr.

Head Coach: Burlin Brower

Assistant Coaches: Terrence Shumpert, Andy Poore



QUICK FACTS

CITY:

Monticello

COUNTY:

Wayne

ENROLLMENT:

950

NICKNAME:

Cardinals

COLORS:

Red, White & Black

SUPERINTENDENT:

John Dalton

PRINCIPAL:

Brian Dishman

ATHLETIC DIRECTOR:

Rodney Woods

HEAD COACH:

Rodney Woods

SWEET 16® APPEARANCES:

10th

LAST APPEARANCE:

2013

FIRST APPEARANCE:

1943

ALL-TIME RECORD:

4-9

STATE TITLES (LAST):

0



2013-14 WAYNE COUNTY CARDINALS (pictured left to right) — FRONT ROW: Titus Jones, Mgr., #15 Trajan Smith, #20 Trey Blevins, #10 Jason Perkins, #11 Zach Baker, Gage Gregory, Mgr. BACK ROW: #35 Matthew Gregory, #22 Carson Staples, #14 Peyton Woods, #30 Jakson Baker, #32 Daniel Bertram, #25 Nick Gillespie, #23 Corey Stearns, #33 Logan Gardner.

Team Roster

No.	Name	Ht.	Wt.	Pos.	Yr.
10	Jason Perkins	5' 10	158	G	Sr.
11	Zach Baker	5' 8	153	G	Sr.
14	Peyton Woods	6' 2	168	G	Jr.
15	Trajan Smith	5' 8	162	G	Jr.
20	Trey Blevins	5' 9	151	G	So.
22	Carson Staples	5' 9	148	G	Jr.
23	Corey Stearns	6' 1	160	F	So.
25	Nick Gillespie	6' 5	152	C	So.
30	Jakson Baker	6' 2	161	F	8th
32	Daniel Bertram	6' 3	174	F	Sr.
33	Logan Gardner	6' 1	180	F	Jr.
35	Matthew Gregory	5' 10	203	F	Jr.

Head Coach: Rodney Woods

Assistant Coaches: Jack Baker, Kevin Jones, Stewart Gregory, Clinton Blevins

TEAM STATS

31 - 1	Record (wins - losses)
2575	Points Scored
1954	Points Allowed
840	Total Field Goals Made
1774	Total Field Goals Attempted
47.4%	Total Field Goal %
263	Total 3-Point Field Goals Made
713	Total 3-Point Field Goals Att.
36.9%	Total 3-Point Field Goal %
632	Total Free Throws Made
837	Total Free Throws Attempted
75.5%	Total Free Throw %
993	Total Rebounds

INDIVIDUAL LEADERS

SCORING		GP	Pts.	Avg.
14	Woods, Peyton	32	798	24.9
20	Blevins, Trey	32	582	18.2
23	Stearns, Corey	32	565	17.7
10	Perkins, Jason	31	249	8.0
33	Gardner, Logan	31	142	4.6

REBOUNDING		GP	Reb.	Avg.
23	Stearns, Corey	32	264	8.3
14	Woods, Peyton	32	184	5.8
25	Gillespie, Nick	32	153	4.8

2013-14 SCHEDULE

DATE	OPPONENT	RESULT
12/3	South Laurel	W, 68-64
12/7	Whitley County	W, 93-54
12/10	Lincoln County	W, 79-68
12/13	Southwestern	W, 84-74
12/16	Knox Central	W, 71-55
12/19	vs. Mater Acad., FL	W, 67-63
12/20	vs. Beech, TN	W, 75-53
12/21	vs. Carter, TN	W, 115-103
12/26	East Hamilton, TN	W, 67-52
12/26	Lee County	W, 98-50
12/27	Casey County	W, 87-68
12/28	Shelby Valley	W, 71-55
1/4	Clinton, TN	W, 71-46
1/10	Clay County	W, 70-62
1/13	Garrard County	W, 89-63
1/14	at McCreary Central	W, 75-29
1/17	at East Jessamine	W, 94-80
1/18	vs. Bryan Station	W, 89-60
1/24	at Pulaski County	W, 105-74
1/27	at Rockcastle County	W, 73-38
1/31	at Southwestern	W, 77-62
2/4	Clinton County	W, 68-53
2/7	McCreary Central	W, 83-36
2/8	vs. Knott County Central	W, 81-77
2/9	at Montgomery County	L, 72-81
2/11	Somerset	W, 97-60
2/18	at Boyle County	W, 69-57
2/21	Lexington Catholic	W, 63-56
2/27	at Southwestern	W, 76-66
3/8	vs. Casey County	W, 97-60
3/10	vs. Boyle County	W, 73-61
3/11	vs. Southwestern	W, 78-74



QUICK FACTS

CITY:

Hindman

COUNTY:

Knott

ENROLLMENT:

613

NICKNAME:

Patriots

COLORS:

Red, White, Blue

SUPERINTENDENT:

Kim King

PRINCIPAL:

Bobby Pollard

ATHLETIC DIRECTOR:

Cavanaugh Trent

HEAD COACH:

B.B. King

SWEET 16® APPEARANCES:

11th

LAST APPEARANCE:

2013

FIRST APPEARANCE:

1975

ALL-TIME RECORD:

4-10

STATE TITLES (LAST):

0



2013-14 KNOTT COUNTY CENTRAL PATRIOTS (pictured left to right) — BACK ROW: Braxton Hayes, Cheyne Miller, Nik Johnson, Clay Nickles, Keegan Sammons, Simon Christon, Evan Hall, Chance Cornett, Camron Justice, Landon Noble, Andrew Shrum, Skyler Taylor, Caleb Trent, Dalton Cornett. FRONT ROW: Coach Raymond Justice, Coach Kevin Davis, Coach Eric Mullins, Head Coach BB King, Coach Brent Hall, Coach Roy Conley.

Team Roster

No.	Name	Ht.	Wt.	Pos.	Yr.
1	Caleb Trent	5' 8	----	G	Fr.
2	Landon Noble	6' 2	----	G	Fr.
3	Dalton Cornett	5' 4	100	G	Fr.
5	Camron Justice	6' 1	160	G	Jr.
10	Andrew Shrum	6' 0	160	G	So.
11	Keegan Sammons	6' 2	----	G	Sr.
14	Nikolas Johnson	6' 1	172	----	So.
15	Skyler Taylor	6' 1	----	G	Fr.
20	Cheyne Miller	5' 9	165	G	Sr.
21	Simon Christon	6' 2	210	F	Jr.
23	Braxton Hayes	5' 9	0	G	Sr.
24	Evan Hall	6' 5	180	F	Jr.
25	Chance Cornett	6' 3	172	F	Jr.
32	Zac Johnson	6' 3	0	F	Fr.
44	Clay Nichols	5' 10	0	F	Jr.

Head Coach: B.B. King

Assistant Coaches: Eric Mullins, Raymond Justice

TEAM STATS

25 - 6	Record (wins - losses)
2096	Points Scored
1559	Points Allowed
776	Total Field Goals Made
1451	Total Field Goals Attempted
53.5%	Total Field Goal %
164	Total 3-Point Field Goals Made
413	Total 3-Point Field Goals Att.
39.7%	Total 3-Point Field Goal %
383	Total Free Throws Made
556	Total Free Throws Attempted
68.9%	Total Free Throw %
951	Total Rebounds

INDIVIDUAL LEADERS

SCORING			
	GP	Pts.	Avg.
5 Justice, Camron	31	792	25.5
24 Hall, Evan	29	443	15.3
25 Cornett, Chance	31	250	8.1
21 Christon, Simon	31	210	6.8
11 Sammons, Keegan	31	151	4.9

REBOUNDING			
	GP	Reb.	Avg.
24 Hall, Evan	29	261	9.0
25 Cornett, Chance	31	210	6.8
21 Christon, Simon	31	153	4.9

2013-14 SCHEDULE

DATE	OPPONENT	RESULT
12/3	Jenkins	W, 93-25
12/7	Magoffin County	W, 85-55
12/10	at Cordia	W, 79-64
12/12	June Buchanan	W, 66-36
12/14	Lexington Catholic	W, 65-53
12/17	at Hazard	W, 51-48
12/20	Sheldon Clark	W, 62-33
12/26	vs. Henry Clay	W, 74-44
12/28	vs. Dixie Heights	W, 54-52
12/29	at Lexington Catholic	L, 47-65
12/30	Newport Central Catholic	L, 53-56
1/4	Powell County	W, 77-45
1/8	Middlesboro	W, 71-25
1/9	Hazard	L, 46-48
1/10	Lawrence County	W, 69-43
1/14	Letcher County Central	W, 75-45
1/18	vs. South Charleston, WV	L, 71-75
1/23	at June Buchanan	W, 83-51
1/28	at Letcher County Central	W, 64-35
2/1	vs. Pleasure Ridge Park	L, 60-63
2/4	Cordia	W, 70-61
2/6	at Jenkins	W, 72-25
2/8	vs. Wayne County	L, 77-81
2/9	vs. Fleming County	W, 73-62
2/14	Perry County Central	W, 77-60
2/20	Shelby Valley	W, 73-61
2/26	June Buchanan	W, 86-38
3/1	Cordia	W, 62-60
3/5	at Perry County Central	W, 56-51
3/10	vs. Breathitt County	W, 56-52
3/11	vs. Hazard	W, 49-47



QUICK FACTS

CITY:

Bowling Green

COUNTY:

G

ENROLLMENT:

1,221

NICKNAME:

Purples

COLORS:

Purple & Old Gold

SUPERINTENDENT:

Joe Tinius

PRINCIPAL:

Gary Fields

ATHLETIC DIRECTOR:

DG Sherrill

HEAD COACH:

DG Sherrill

SWEET 16® APPEARANCES:

14th

LAST APPEARANCE:

2012

FIRST APPEARANCE:

1925

ALL-TIME RECORD:

4-13

STATE TITLES (LAST):

0



2013-14 BOWLING GREEN PURPLES (pictured left to right) — FRONT ROW: #14 Malik Carothers, #40 Joseph Ayers, #1 Blue Tisdale, #20 Clay Stivers, Head Coach D.G. Sherrill, #2 Cheivy McCutchen, #12 Nacarius Fant, #10 Tucker Sine. BACK ROW: Asst. Coach Brandon Combs, Asst. Coach Joey Gorman, #22 Bobby Dillard, #15 Johnny Peay, #5 Seth Sales, #23 Logan Riehn, #13 Seth Chaney, #11 Dane Drobocky, #21 Terry Taylor, #4 Campbell Gott, #25 Perry Ayers, #3 Luke Thurman, Asst. Coach Garrett Stone, Asst. Coach Kenny Thomas, Asst. Coach Cedric Browning.

Team Roster

No.	Name	Ht.	Wt.	Pos.	Yr.
1	Blue Tisdale	6' 1	202	G/F	Sr.
2	Cheivy McCutchen	6' 1	195	F	Sr.
3	Bobby Dillard	5' 9	135	G	So.
4	Campbell Gott	6' 0	161	G	Jr.
5	Seth Sales	5' 11	151	G	Jr.
10	Tucker Sine	6' 2	145	G	Jr.
11	Deangelo Wilson	5' 7	132	G	Fr.
12	Nacarius Fant	5' 10	175	G	Sr.
13	Kyran Jones	6' 4	168	G/F	Fr.
14	Malik Carothers	6' 0	161	G	Jr.
15	Jamale Carothers	5' 9	161	G	Fr.
20	Clay Stivers	6' 5	170	G/F	Sr.
21	Terry Taylor	6' 4	175	F	Fr.
25	Perry Ayers	6' 2	142	G	So.
40	Joseph Ayers	6' 7	161	F/C	Sr.

Head Coach: DG Sherrill

Assistant Coaches: Garrett Stone, Cedric Browning, Charles Combs, Kenneth Thomas, Joey Gorman

TEAM STATS

27 - 6	Record (wins - losses)
2275	Points Scored
1819	Points Allowed
782	Total Field Goals Made
1691	Total Field Goals Attempted
46.2%	Total Field Goal %
109	Total 3-Point Field Goals Made
360	Total 3-Point Field Goals Att.
30.3%	Total 3-Point Field Goal %
572	Total Free Throws Made
797	Total Free Throws Attempted
71.8%	Total Free Throw %
1052	Total Rebounds

INDIVIDUAL LEADERS

SCORING	GP	Pts.	Avg.
10 Sine, Tucker	33	400	12.1
12 Fant, Nacarius	31	368	11.9
20 Stivers, Clay	33	367	11.1
40 Ayers, Joseph	33	281	8.5
1 Tisdale, Blue	30	152	5.1

REBOUNDING	GP	Reb.	Avg.
20 Stivers, Clay	33	175	5.3
40 Ayers, Joseph	33	173	5.2

2013-14 SCHEDULE

DATE	OPPONENT	RESULT
12/7	Trinity (Louisville)	L, 57-62
12/10	at Elizabethtown	L, 71-79
12/13	vs. University Heights	W, 86-70
12/17	at Franklin-Simpson	W, 65-45
12/19	Russellville	W, 73-44
12/21	vs. Caldwell County	W, 71-53
12/21	vs. Hickman County	W, 66-31
12/23	at Paducah Tilghman	W, 74-60
12/26	vs. North Hardin	W, 88-49
12/27	vs. Barren County	W, 84-71
12/28	vs. Whitley County	W, 61-56
1/3	South Warren	W, 64-43
1/4	vs. John Hardin	L, 44-53
1/10	Greenwood	W, 72-64
1/17	Warren Central	L, 62-65
1/21	at Christian County	W, 77-55
1/24	at Warren East	W, 64-56
1/27	Allen County-Scottsville	W, 66-55
1/28	at Muhlenberg County	W, 65-52
1/31	at Warren Central	L, 44-52
2/1	Monroe County	W, 67-55
2/4	South Warren	W, 55-54 (20T)
2/8	at Greenwood	W, 72-56
2/10	Logan County	W, 96-59
2/11	at Owensboro	L, 56-69
2/14	Warren East	W, 80-65
2/18	at Russellville	W, 72-55
2/20	Henderson County	W, 73-49
2/27	vs. Greenwood	W, 63-37
3/1	vs. Warren Central	W, 68-53
3/7	vs. Franklin-Simpson	W, 77-33
3/10	at Barren County	W, 71-55
3/11	vs. Warren Central	W, 71-64



QUICK FACTS

CITY:

Bardstown

COUNTY:

Nelson

ENROLLMENT:

644

NICKNAME:

Tigers

COLORS:

Purple & Old Gold

SUPERINTENDENT:

Brent Holsclaw

PRINCIPAL:

Chris Pickett

ATHLETIC DIRECTOR:

David Clark

HEAD COACH:

James Brewer

SWEET 16® APPEARANCES:

8th

LAST APPEARANCE:

2011

FIRST APPEARANCE:

1932

ALL-TIME RECORD:

0-7

STATE TITLES (LAST):

0



2013-14 BARDSTOWN TIGERS (pictured left to right) — BACK ROW: Donovan Nance, CJ Hennessy, Tyler Holsclaw, Devin Boggs, Jarrett Dennison, Dallan Goldring. SECOND ROW: Justin Gibson, Keanu Young, John Wheat, James Brewer, Stevie Woodson, Joseph Thompson, Santrel Farmer, Tavon Johnson, Eljay Cowherd, Jay'Quez Smith, Jalen Stone, Quindon Listey, Nicolas De Villalobos, Juqintis Mason.

Team Roster

No.	Name	Ht.	Wt.	Pos.	Yr.
1	Santrel Farmer	5' 5	126	G	Fr.
2	Keanu Young	5' 6	141	G	Jr.
3	Voshon Livers	6' 2	167	F	So.
4	Jalen Stone	6' 0	150	G	Sr.
5	Nicolas DeVillalobos	6' 2	165	G	Sr.
10	Johnson Tavon	5' 8	140	PG	Sr.
11	Cj Hennessy	6' 5	175	F/C	Jr.
12	Quindon Litsey	5' 9	140	PG	Jr.
13	Jarrett Dennison	6' 2	160	G/F	So.
14	Dallan Goldring	6' 1	161	G	Sr.
15	JuQuintis Mason	5' 11	126	G	So.
23	Seivon Schooling	6' 6	195	F	Sr.
25	Donovan Nance	5' 4	140	G	Jr.
30	Eljay Cowherd	5' 8	134	PG	Jr.
33	Tyler Holsclaw	6' 4	145	F	Jr.
34	Devin Boggs	6' 2	175	F	Fr.

Head Coach: James Brewer

Assistant Coaches: Stevie Woodson, John Wheat

TEAM STATS

26 - 6	Record (wins - losses)
2160	Points Scored
1820	Points Allowed
784	Total Field Goals Made
1679	Total Field Goals Attempted
46.7%	Total Field Goal %
157	Total 3-Point Field Goals Made
447	Total 3-Point Field Goals Att.
35.1%	Total 3-Point Field Goal %
438	Total Free Throws Made
683	Total Free Throws Attempted
64.1%	Total Free Throw %
914	Total Rebounds

INDIVIDUAL LEADERS

SCORING	GP	Pts.	Avg.
30 Cowherd, Eljay	32	404	12.6
23 Schooling, Seivon	30	356	11.9
4 Stone, Jalen	28	139	5.0
10 Tavon, Johnson	32	295	9.2
2 Young, Keanu	32	338	10.6

REBOUNDING	GP	Reb.	Avg.
23 Schooling, Seivon	30	282	9.4
30 Cowherd, Eljay	32	131	4.1
5 DeVillalobos, Nicolas	32	99	3.1

2013-14 SCHEDULE

DATE	OPPONENT	RESULT
12/3	at Marion County	W, 78-67
12/11	DuPont Manual	W, 77-64
12/13	at John Hardin	W, 74-66
12/14	at Washington County	W, 76-39
12/17	Hart County	W, 92-61
12/21	vs. Monroe County	W, 61-56
12/26	vs. Clinton County	W, 60-51
12/27	vs. DuPont Manual	L, 71-79
12/28	vs. Male	L, 51-56
12/29	vs. Bryan Station	L, 60-65
1/3	Waggener	W, 93-81
1/4	Thomas Nelson	W, 58-40
1/10	Nelson County	W, 68-42
1/11	at Scott County	L, 40-79
1/14	Bethlehem	W, 59-38
1/17	at Thomas Nelson	W, 71-63
1/20	Central Hardin	W, 60-50
1/28	Washington County	W, 75-32
2/1	at Trinity (Louisville)	L, 34-51
2/7	at Nelson County	W, 76-50
2/10	Holy Cross (Louisville)	W, 76-69
2/11	at Bethlehem	W, 52-39
2/14	Elizabethtown	L, 76-77
2/15	Male	W, 71-60
2/17	Bullitt East	W, 81-78 (OT)
2/18	at Adair County	W, 60-48
2/21	at North Hardin	W, 69-63 (OT)
2/26	vs. Nelson County	W, 70-54
3/1	vs. Thomas Nelson	W, 87-65
3/7	vs. Adair County	W, 55-41
3/10	vs. John Hardin	W, 68-52
3/11	vs. Elizabethtown	W, 61-44



QUICK FACTS

CITY:
Louisville
COUNTY:
Jefferson
ENROLLMENT:
1,837
NICKNAME:
Panthers
COLORS:
Red & Black
SUPERINTENDENT:
Donna Hargens
PRINCIPAL:
David Johnson
ATHLETIC DIRECTOR:
Craig Webb
HEAD COACH:
Dale Mabrey
SWEET 16® APPEARANCES:
14th
LAST APPEARANCE:
2013
FIRST APPEARANCE:
1970
ALL-TIME RECORD:
24-12
STATE TITLES (LAST):
1 (1989)



2013-14 PLEASURE RIDGE PARK PANTHERS (pictured left to right) — BACK ROW: Cornelius Langston, Richard Gaines, Lamontary Harris, Deangelo Hunter, Drew Glass, Bryce Walker, Ryan Williams. MIDDLE ROW: Coach Terrance Farley, Coach Mike Baxter, Coach Dale Mabrey, Coach Larry Kihnley, Coach Timmy Hood. FRONT ROW: Khalid Raheem, Jamaine Archie, Brandon Cranford, Antonio McDaniels, Hunter Stevenson, Greg Davidson, Mgr. Zach Burton.

Team Roster

No.	Name	Ht.	Wt.	Pos.	Yr.
10	Antonio McDaniels	5' 10	143	G	Sr.
12	Khalid Raheem	6' 0	158	G	Jr.
15	Dangelo Hunter	6' 7	175	F	Sr.
21	Hunter Stevenson	6' 0	160	G	So.
22	Jamaine Archie	5' 9	148	G	So.
24	Brandon Cranford	6' 2	148	F	So.
25	Bryce Walker	6' 3	148	F	Jr.
30	Deshan Rushin	6' 1	185	G	Sr.
31	Richard Gaines	6' 5	200	C	Jr.
32	Lamontray Harris	6' 7	205	F	Sr.
33	Ryan Williams	6' 0	170	F	Sr.
34	Greg Davidson	6' 0	180	F	Jr.
42	Cornelius Langston	6' 2	190	C	Sr.
43	Drew Glass	6' 3	245	F/C	Jr.

Head Coach: Dale Mabrey
Assistant Coaches: Larry Kihnley, Terrance Farley, Michael Baxter

TEAM STATS

26 - 7	Record (wins - losses)
2311	Points Scored
1919	Points Allowed
841	Total Field Goals Made
1885	Total Field Goals Attempted
44.6%	Total Field Goal %
141	Total 3-Point Field Goals Made
470	Total 3-Point Field Goals Att.
30.0%	Total 3-Point Field Goal %
497	Total Free Throws Made
741	Total Free Throws Attempted
67.1%	Total Free Throw %
1214	Total Rebounds

INDIVIDUAL LEADERS

SCORING	GP	Pts.	Avg.
32 Harris, Lamontray	31	562	18.1
15 Hunter, Dangelo	32	417	13.0
10 McDaniels, Antonio	32	401	12.5
31 Gaines, Richard	32	182	5.7
43 Glass, Drew	32	141	4.4

REBOUNDING	GP	Reb.	Avg.
32 Harris, Lamontray	31	316	10.2
15 Hunter, Dangelo	32	231	7.2

2013-14 SCHEDULE

DATE	OPPONENT	RESULT
12/3	Doss	L, 67-72
12/11	at Atherton	W, 87-27
12/13	at Jeffersontown	W, 94-80
12/17	Seneca	W, 80-32
12/19	vs. Henry Clay	W, 80-71
12/21	vs. Johnson Central	W, 86-74
12/22	vs. Trinity (Louisville)	L, 37-50
12/23	vs. Newport Central Catholic	W, 78-70
12/27	vs. Bryan Station	W, 52-45
12/28	vs. Newport Central Catholic	L, 51-67
12/29	vs. Scott County	L, 49-51
12/30	vs. Dixie Heights	W, 2-0 (forfeit)
1/3	Union County	W, 93-74
1/4	Allen County-Scottsville	W, 98-63
1/10	Butler	W, 55-45
1/14	vs. Fairdale	W, 64-57
1/17	vs. St. Xavier	W, 67-52
1/18	vs. Ballard	W, 81-73 (OT)
1/18	vs. Fern Creek	W, 70-60
1/24	Southern	W, 85-47
1/31	vs. John Hardin	W, 80-68
2/1	vs. Knott County Central	W, 63-60
2/6	at Holy Cross (Lou.)	L, 50-54 (OT)
2/7	at Valley	W, 91-55
2/11	at Iroquois	W, 75-59
2/17	Fairdale	W, 80-62
2/18	at Fern Creek	L, 51-65
2/21	Western	L, 80-85
2/26	vs. Valley	W, 92-53
2/28	vs. Fairdale	W, 72-60
3/5	Fern Creek	W, 78-69
3/7	vs. Doss	W, 64-63
3/10	vs. Bullitt East	W, 59-56



QUICK FACTS

CITY:
Manchester

COUNTY:
Clay

ENROLLMENT:
873

NICKNAME:
Tigers

COLORS:
Black, White & Gold

SUPERINTENDENT:
n/a

PRINCIPAL:
Michael Gregory

ATHLETIC DIRECTOR:
Robert Nicholson

HEAD COACH:
Robert Marcum

SWEET 16® APPEARANCES:
29th

LAST APPEARANCE:
2013

FIRST APPEARANCE:
1953

ALL-TIME RECORD:
21-27

STATE TITLES (LAST):
1 (1987)



2013-14 CLAY COUNTY TIGERS (pictured left to right) — FRONT ROW: Asst. Coach Harvey Travis, 4 Will Sexton, 10 Trevor Sams, 21 Ryan House, Coach Robert Marcum, 22 Tyler McDaniel, 12 Byron Allen, 20 Peyton Hughes, Asst. Coach James Smith. BACK ROW: Asst. Coach Trey Bowling, Videographer Phillip Arnett, 35 Travis Mills, 32 Trey Farmer, 44 Dalton Hicks, 33 Jake Allen, 45 Logan Gabbard, 25 Tyler Fields, 2 Blake Smith, 11 Wes Wolfe, Asst. Coach Jerry Combs.

Team Roster

No.	Name	Ht.	Wt.	Pos.	Yr.
2	Blake Smith	6' 2	142	G	So.
4	Will Sexton	6' 1	150	G	Fr.
10	Trevor Sams	5' 10	150	G	Fr.
11	Wes Wolfe	6' 3	185	F	So.
12	Byron Allen	5' 11	150	G	So.
20	Peyton Hughes	6' 2	175	F	So.
21	Ryan House	6' 0	160	G	Jr.
22	Tyler McDaniel	6' 0	160	G	Jr.
25	Tyler Fields	6' 2	190	F	Fr.
32	Trey Farmer	6' 3	225	F	So.
33	Jake Allen	6' 8	235	C	Sr.
35	Travis Mills	6' 2	215	C	Jr.
44	Dalton Hicks	6' 8	280	C	So.
45	Logan Gabbard	6' 3	220	F	Fr.

Head Coach: Robert Marcum

Assistant Coaches: Harvey Travis, James Smith, Jerry Combs, James Bowling

TEAM STATS

23 - 8	Record (wins - losses)
2268	Points Scored
1892	Points Allowed
839	Total Field Goals Made
1716	Total Field Goals Attempted
48.9%	Total Field Goal %
162	Total 3-Point Field Goals Made
411	Total 3-Point Field Goals Att.
39.4%	Total 3-Point Field Goal %
434	Total Free Throws Made
609	Total Free Throws Attempted
71.3%	Total Free Throw %
1032	Total Rebounds

INDIVIDUAL LEADERS

SCORING	GP	Pts.	Avg.
22 McDaniel, Tyler	31	495	16.0
32 Farmer, Trey	31	389	12.5
33 Allen, Jake	31	372	12.0
2 Smith, Blake	31	359	11.6
11 Wolfe, Wes	31	339	10.9

REBOUNDING	GP	Reb.	Avg.
33 Allen, Jake	31	253	8.2
32 Farmer, Trey	31	175	5.6
11 Wolfe, Wes	31	171	5.5

2013-14 SCHEDULE

DATE	OPPONENT	RESULT
12/5	at Oneida Baptist	W, 80-51
12/6	South Laurel	W, 79-57
12/10	Corbin	W, 69-62
12/13	at North Laurel	W, 79-65
12/14	Marion County	W, 79-57
12/17	Harlan County	W, 64-57
12/20	vs. Breathitt County	L, 65-68
12/21	vs. Fort Knox	W, 81-55
12/22	at Leslie County	W, 77-56
12/27	vs. Hialeah, FL	W, 64-40
12/28	vs. Sunland Baptist, Bahamas	W, 52-45
12/30	vs. Dacula, GA	L, 69-72
1/10	at Wayne County	L, 62-70
1/14	Knox Central	L, 61-66
1/18	Boyd County	W, 92-83
1/23	vs. Moore	W, 73-53
1/24	vs. Henderson County	L, 59-85
1/28	at Bell County	L, 58-61
1/31	Lexington Catholic	L, 68-81
2/4	at Pineville	W, 60-23
2/6	Oneida Baptist	W, 80-62
2/7	at Boyd County	W, 82-71
2/11	North Laurel	W, 87-58
2/14	Jackson County	W, 68-60
2/18	at Jackson County	L, 70-86
2/21	Middlesboro	W, 102-64
2/25	North Laurel	W, 65-48
2/28	Jackson County	W, 93-92
3/6	vs. Middlesboro	W, 83-32
3/8	vs. Williamsburg	W, 79-58
3/10	at Corbin	W, 68-54



QUICK FACTS

CITY:

Covington

COUNTY:

Kenton

ENROLLMENT:

573

NICKNAME:

Colonels

COLORS:

Royal Blue & White

SUPERINTENDENT:

n/a

PRINCIPAL:

Bob Rowe

ATHLETIC DIRECTOR:

Mike Guidugli

HEAD COACH:

Scott Ruthsatz

SWEET 16® APPEARANCES:

9th

LAST APPEARANCE:

2006

FIRST APPEARANCE:

1967

ALL-TIME RECORD:

6-8

STATE TITLES (LAST):

0



2013-14 COVINGTON CATHOLIC COLONELS (pictured left to right) — **STANDING:** Asst. Coach Matt Stevens, Asst. Coach Matthew Otte, Head Coach Scott Ruthsatz, Asst. Coach Steve Sorrell, Kyle Beck, Matthew Shumate, Grant Romes, Will Heppler, Bo Schuh, Cooper Theobald, Austin Sweeney, Ryan Massie, Andy Flood, Statistician: Bob Morris, Asst. Coach Tony Bacigalupo, Asst. Coach Brandon Elliott, Asst. Coach Joe Fredrick. **SEATED:** Mgr. Zach Rohling, Statistician Kyle Morris, Noah Lenhof, Parker Keller, Mark Schult, Nick Ruthsatz, Ben Heppler, Nathan Wichmann, Cole Vonhandorf, Mgr. Matt Ellison, Mgr. Blake Cecil.

Team Roster

No.	Name	Ht.	Wt.	Pos.	Yr.
3	Cole Vonhandorf	6' 1	178	G	Fr.
4	Noah Lenhof	5' 9	146	---	So.
10	Ryan Massie	6' 1	165	G	So.
11	Bo Schuh	6' 6	175	F	Jr.
14	Parker Keller	5' 10	165	G	Sr.
15	Andy Flood	6' 2	145	---	So.
20	Nate Wichmann	6' 3	175	G	Sr.
21	Cooper Theobald	6' 1	150	G	Jr.
22	Nick Ruthsatz	5' 10	170	G	Sr.
23	Grant Romes	6' 2	190	F	Jr.
24	Ben Heppler	6' 3	175	F	Sr.
32	Austin Sweeney	6' 2	175	---	So.
33	Matthew Shumate	6' 0	160	G	Jr.
34	Kyle Beck	6' 1	190	---	So.
42	Mark Schult	6' 3	195	C	Sr.
44	Will Heppler	6' 6	215	C	So.

Head Coach: Scott Ruthsatz

Assistant Coaches: Joe Fredrick, Brandon Elliott, Steven Sorrell, Matthew Otte, Tony Bacigalupo

TEAM STATS

29 - 2	Record (wins - losses)
2183	Points Scored
1663	Points Allowed
780	Total Field Goals Made
1612	Total Field Goals Attempted
48.4%	Total Field Goal %
183	Total 3-Point Field Goals Made
478	Total 3-Point Field Goals Att.
38.3%	Total 3-Point Field Goal %
440	Total Free Throws Made
596	Total Free Throws Attempted
73.8%	Total Free Throw %
1037	Total Rebounds

INDIVIDUAL LEADERS

SCORING			
	GP	Pts.	Avg.
22 Ruthsatz, Nick	31	672	21.7
3 Vonhandorf, Cole	31	320	10.3
42 Schult, Mark	31	305	9.8
24 Heppler, Ben	31	281	9.1
11 Schuh, Bo	31	279	9.0

REBOUNDING			
	GP	Reb.	Avg.
11 Schuh, Bo	31	175	5.6
42 Schult, Mark	31	155	5.0
22 Ruthsatz, Nick	31	130	4.2

2013-14 SCHEDULE


DATE	OPPONENT	RESULT
12/10	St. Henry	W, 72-37
12/14	St. Xavier	W, 68-46
12/16	at Campbell County	W, 64-59
12/21	at Rowan County	W, 69-52
12/23	at Winton Woods, OH	W, 81-66
12/27	vs. Cardinal Mooney, FL	W, 57-38
12/28	vs. Riverview, FL	W, 68-65 (OT)
12/30	vs. North Port, FL	W, 65-43
1/3	St. Xavier, OH	W, 49-35
1/4	Highlands	W, 67-29
1/7	at Holmes	W, 87-77
1/11	vs. Corydon, IN	W, 63-43
1/14	Chaminade Julianne, OH	W, 60-48
1/17	Fairfield (Fairfield), OH	L, 69-78
1/18	Anderson, OH	W, 80-37
1/20	vs. St. Xavier, OH	W, 63-60 (OT)
1/25	Summit Country Day, OH	W, 74-54
1/28	Boone County	W, 89-56
2/1	at Ryle	W, 73-57
2/3	Beechwood	W, 87-42
2/7	at Holy Cross (Cov.)	W, 90-59
2/10	at Conner	W, 77-66
2/11	at Cooper	W, 49-48
2/14	at Dixie Heights	W, 79-62
2/18	at Simon Kenton	W, 83-75
2/21	Madison Central	W, 78-68
2/26	vs. Holy Cross (Cov.)	W, 79-57
3/1	vs. Holmes	L, 62-72 (2OT)
3/5	vs. Ryle	W, 74-40
3/9	vs. Newport Central Catholic	W, 51-43
3/10	vs. Holmes	W, 56-51

2013 KHSAA BOYS' SWEET SIXTEEN® REVIEW



2013 State Champion - Madison Central Indians

Most Valuable Player



**Dominique Hawkins
Madison Central**

2013 Boys' Sweet 16® All-Tournament Team



James Bolden
Holmes



Peyton Puckett
Graves County



Brandon Price
John Hardin



Camron Justice
Knott Co. Central



Jordan Majors
Hopkinsville



Jaqualis Matlock
Hopkinsville



Omar Prewitt
Montgomery Co.



Brian Wallace
Montgomery Co.



Lavonne Holland
Ballard



Quinten Snider
Ballard



Kelan Martin
Ballard



Quan Taylor
Madison Central



Ken-Jah Bosley
Madison Central



Dominique Hawkins
Madison Central

Championship Box Score

BALLARD (32-5)

Head Coach: Chris Renner

Player	FG	3PT	FT	REB	PF	TP	A	TO	BLK	S	MIN
01 Dow, Malik	0-2	0-0	0-0	7	3	0	0	0	0	2	16
03 Martin, Kelan	9-16	0-0	1-5	12	4	19	0	2	0	0	32
04 Snider, Quinten	7-19	2-6	7-9	2	1	23	7	2	0	1	32
10 Byrd, Dontez	0-2	0-2	0-0	2	5	0	2	0	0	1	18
30 Holland, Lavonne	6-12	2-3	1-4	4	3	15	1	4	0	0	29
14 Berry, Brandon	1-1	0-0	0-0	1	0	2	0	0	0	0	4
21 Perry, Jalen	1-1	0-0	1-2	2	1	3	1	0	1	0	13
33 Caggins, Zach	0-0	0-0	0-0	1	0	0	1	0	0	0	4
35 Douglas, Corey	1-3	0-0	0-0	2	2	2	0	0	1	0	12
TEAM.....				2							
Totals.....	25-56	4-11	10-20	35	19	64	12	8	2	4	160

FG%	1st Half: 15-29 (51.7%)	2nd Half: 10-27 (37.0%)	Game: 44.6%
3-Pt. %	1st Half: 3-7 (42.9%)	2nd Half: 1-4 (25.0%)	Game: 36.4%
FT%	1st Half: 1-3 (33.3%)	2nd Half: 9-17 (52.0%)	Game: 50.0%

MADISON CENTRAL (32-5)

Head Coach: Allen Feldhaus, Jr.

Player	FG	3PT	FT	REB	PF	TP	A	TO	BLK	S	MIN
30 Stocker, Hunter	1-5	1-3	0-0	2	1	3	0	0	0	0	10
45 Taylor, Quan	6-11	0-0	4-5	12	3	16	2	3	2	1	32
10 Parke, Daniel	1-1	0-0	1-2	1	3	3	4	2	0	0	24
11 Bosley, Ken-Jah	6-13	3-5	5-5	2	2	20	0	0	0	0	31
25 Hawkins, Dominique	7-15	0-2	7-11	10	3	21	0	1	0	1	32
05 Walker, George	0-3	0-2	1-2	4	3	1	3	3	0	1	23
21 George, Demarcus	0-1	0-0	1-2	2	0	1	0	0	2	0	8
TEAM.....											
Totals.....	21-49	4-12	19-27	33	15	65	9	9	4	3	160

FG%	1st Half: 9-29 (31.0%)	2nd Half: 12-20 (60.0%)	Game: 42.9
3-Pt. %	1st Half: 1-6 (16.7%)	2nd Half: 3-6 (50.0%)	Game: 33.3
FT%	1st Half: 3-7 (42.9%)	2nd Half: 16-20 (80.0%)	Game: 70.4


Score by Quarters:

	Qtr 1	Qtr 2	Qtr 3	Qtr 4	Total
Ballard	17	17	13	17	64
Madison Central	11	11	19	24	65

Attendance: 17,315

Officials: Kevin Hembree, Brian Cook, Jason Reineke, Rian Craft

2013 KHSAA BOYS' SWEET SIXTEEN® REVIEW



**National Guard
 Leadership Award**
**Dontez Byrd
 Ballard**



**Forcht Bank/
 KY National Insurance
 Sportsmanship Award**
**Daniel Parke
 Madison Central**



Most Valuable Player Award

Instituted as an official award in 1981, the Lexington Herald-Leader annually presents the Most Valuable Player Award to the participant in the Boys and Girls tournaments who is voted the most valuable by a panel of media representatives and participating coaches in the tournaments. Unofficial Most Valuable Player recognition had been given by various sources prior to 1981.

*Most Valuable Player Award Winners
 (Herald-Leader Trophy since 1981)
 (Last five years)*

- 2009 - Ricardo Johnson, Holmes
- 2010 - Elisha Justice, Shelby Valley
- 2011 - Anthony Hickey, Christian County
- 2012 - Nathan Dieudonne, Trinity (Lou.)
- 2013 - Dominique Hawkins, Madison Central



Ted Sanford Award
**Landry Woods
 Wayne County**

Ted Sanford Award

To foster the ideals exemplified by the first Commissioner of the Kentucky High School Athletic Association, the *Courier-Journal* and Times inaugurated the Ted Sanford Award. Sanford served as Secretary-Treasurer of the Association for 10 years before becoming Commissioner, a position he held from 1947 until retirement in 1972. It is given annually to a state tournament participant who excels in basketball ability, academics, sportsmanship and citizenship.

*Ted Sanford Award Winners
 (Last five years)*

- 2009 - Josh Kidd, Hazard
- 2010 - Jarrod Polson, West Jessamine
- 2011 - Gavin Dunagan, Wayne County
- 2012 - Zach Davis, Knott Co. Central
- 2013 - Landry Woods, Wayne County

Rawlings Scholarship



**Nicholas Conway
 Fleming County**

Bob Roberts Insurance Scholarship



**Daniel Parke
 Madison Central**

2014 Whitaker Bank/KHSAA Boys' Sweet Sixteen® Rupp Arena • Lexington • March 19-23

2013 KHSAA BOYS' SWEET SIXTEEN® REVIEW

2013 Boys' Sweet 16® Tournament Results

FIRST ROUND

Madison Central 81, Wayne County 56
Holmes 65, Pleasure Ridge Park 60
Graves County 74, Ohio County 60

Hopkinsville 74, South Oldham 52
Montgomery Co. 71, Warren Central 63
John Hardin 79, Fleming Co. 69

Ballard 75, Johnson Central 54

Knott Co. Central 68, Clay County 54

QUARTERFINALS

Madison Central 65, Holmes 61 (ot)
Hopkinsville 50, Graves County 34
Montgomery Co. 66, John Hardin 57
Ballard 68, Knott Co. Central 53

SEMIFINALS

Madison Central 60, Hopkinsville 56
Ballard 59, Montgomery Co. 55

CHAMPIONSHIP

Madison Central 65, Ballard 64

LEADING SCORER

Dominique Hawkins (MC) - 25
Rashawn Coston (H) - 23
Zach Kimbler (GC) - 23
Jake Williams (GC) - 23
Jordan Majors (H) - 20
Omar Prewitt (MC) - 29
Brandon Price (JH) - 20
Darion Burns (FC) - 20
Shane Hall (JC) - 28

Camron Justic (KCC) - 29

LEADING SCORER

Dominique Hawkins (MC) - 31
Peyton Puckett (GC) - 19
Bryan Wallace (MC) - 21
Camron Justice (KCC) - 24

LEADING SCORER

Jordan Majors (H) - 31
Kelán Martin (B) - 23

LEADING SCORER

Quinten Snider (B) - 23

LEADING REBOUNDER

Quan Taylor (MC) - 15
Chris Englemon (H) - 18
Zach Kimbler (GC) - 9

Jaqualis Matlock (H) - 17
Omar Prewitt (MC) - 11
Keon Williams (JH) - 12

Shane Hall (JC) - 8

Kelán Martin (B) - 8
Quinten Snider (B) - 8

Chance Cornett (KCC) - 10

LEADING REBOUNDER

James Bolden (H) - 13
Jaqualis Matlock (H) - 10
Daveon Greene (JH) - 10
Malik Dow (B) - 8
Kelán Martin (B) - 8

LEADING REBOUNDER

Jaqualis Matlock (H) - 11
Kelán Martin (B) - 14

LEADING REBOUNDER

Kelán Martin (B) - 12
Quan Taylor (MC) - 12



2013 Boys' Sweet 16® Team Highs

Points	81 - Madison Central vs. Wayne County
FGs Made	32 - Madison Central vs. Wayne County
FG Attempts	69 - Ballard vs. Johnson Central
FG Percentage	.644 (29-45) - Hopkinsville vs. South Oldham
3PT FGs Made	7 - Holmes vs. Pleasure Ridge Park
3PT FG Attempts	29 - Clay County vs. Knott County Central
3PT FG Percentage	.600 (6-10) - Montgomery County vs. Warren Central
FTs Made	29 - Madison Central vs. Hopkinsville
FT Attempts	35 - Holmes vs. Pleasure Ridge Park
FT Percentage	.895 (17-19) - John Hardin vs. Fleming County
Rebounds	48 - Madison Central vs. Wayne County
Assists	16 - Graves County vs. Ohio County
Steals	20 - Ballard vs. Johnson Central
Blocked Shots	10 - Fleming County vs. John Hardin
Turnovers	25 - Johnson Central vs. Ballard

2013 Boys' Sweet 16® Individual Highs

Points	31 - Hawkins, Dominique-Madison Central vs. Holmes 31 - Majors, Jordan-Hopkinsville vs. Madison Central
FGs Made	12 - Prewitt, Omar-Montgomery County vs. Warren Central
FG Attempts	27 - Hawkins, Dominique-Madison Central vs. Holmes
FG Percentage	1.000 (5-5) - Burns, Ricky vs. Fleming County
3PT FGs Made	5 - Bolden, James-Holmes vs. Madison Central 5 - Coston, Rashawn-Holmes vs. Pleasure Ridge Park
3PT FG Attempts	17 - McDaniel, Tyler-Clay County vs. Knott County Central
3PT FG Percentage	1.000 (3-3) - Wallace, Bryan vs. John Hardin
FTs Made	17 - Hawkins, Dominique-Madison Central vs. Hopkinsville
FT Attempts	20 - Hawkins, Dominique-Madison Central vs. Hopkinsville
FT Percentage	1.000 (8-8) - Bosley, Ken-Jah vs. Holmes
Rebounds	18 - Englemon, Chris-Holmes vs. Pleasure Ridge Park
Assists	9 - Beale, Mason-Graves County vs. Ohio County
Steals	6 - Holland, Lavonne-Ballard vs. Johnson Central
Blocked Shots	5 - Bowling, Marty-Clay County vs. Knott County Central

2013 KHSAA BOYS' SWEET SIXTEEN® STATE BASKETBALL TOURNAMENT

March 6-10 • Rupp Arena • Lexington

(All-Times Eastern & Local To Site – Top Team In Bracket Will Be The Home Team)



Wayne County (27-8) - 56

Wed., March 6
12:00 p.m.
Madison Central (29-5) - 81

Madison Central (30-5) - 65 [ot]

Holmes (32-2) - 65

Wed., March 6
1:30 p.m.
Pleasure Ridge Park (25-8) - 60

Fri., March 8
12:00 p.m.
Madison Central (31-5) - 60

Holmes (32-3) - 61

Graves County (27-8) - 74

Wed., March 6
6:30 p.m.
Ohio County (25-8) - 60

Graves County (27-9) - 34

Sat., March 9
7:30 p.m.
Madison Central (32-5) - 65

Hopkinsville (32-4) - 74

Wed., March 6
8:00 p.m.
South Oldham (24-8) - 52

Fri., March 8
1:30 p.m.
Hopkinsville (33-5) - 56

Hopkinsville (33-4) - 50

Sun., March 10
2 p.m. (ET)

MADISON CENTRAL
2013
State Champion

Warren Central (28-7) - 63

Thurs., March 7
12:00 p.m.
Montgomery County (32-4) - 71

Montgomery County (33-4) - 66

Fleming County (28-7) - 69

Thurs., March 7
1:30 p.m.
John Hardin (29-3) - 79

Fri., March 8
6:30 p.m.
Montgomery County (33-5) - 55

John Hardin (29-4) - 57

Johnson Central (22-11) - 54

Thurs., March 7
6:30 p.m.
Ballard (30-4) - 75

Ballard (31-4) - 68

Sat., March 9
9 p.m.
Ballard (32-5) - 64

Knott Co. Central (30-5) - 68

Thurs., March 7
8:00 p.m.
Clay County (26-7) - 54

Fri., March 8
8:00 p.m.
Knott Co. Central (30-6) - 53

Ballard (32-4) - 59



2014 Whitaker Bank/KHSAA Boys' Sweet Sixteen®

Rupp Arena • Lexington • March 19-23

KHSAA BOYS' SWEET SIXTEEN® ALL-TIME WINNERS

# of Titles	School	Member Since	Years Won
6	Henry Clay	1917	1918, 1919, 1920, 1922, 1924, 1983
6	Lafayette	1924	1942, 1950, 1953, 1957, 1979, 2001
4	Ashland Blazer	1917	1928, 1933, 1934, 1961
4	DuPont Manual	1919	1921, 1923, 1925, 1931
4	Male	1917	1945, 1970, 1971, 1975
4	St. Xavier	1920	1926, 1935, 1958, 1962
3	Ballard	1969	1977, 1988, 1999
3	Fairdale	1930	1990, 1991, 1994
3	Owensboro	1917	1949, 1972, 1980
2	Breckinridge County	1925	1965, 1995
2	Central	1956	1969, 1974
2	Hazard	1923	1932, 1955
2	Inez*		1941, 1954
2	Mason County	1960	2003, 2008
2	Scott County	1955	1998, 2007
2	Seneca	1958	1963, 1964
2	Shelby County	1961	1966, 1978
1	Breckenridge Training*		1946
1	Brewers*		1948
1	Brooksville/Bracken County	1921	1939
1	Carr Creek*		1956
1	Christian County	1960	2011
1	Clay County	1922	1987
1	Corbin	1920	1936
1	Corinth*		1930
1	Cuba*		1952
1	Earlington*		1967
1	Eastern	1950	1997
1	Edmonson County	1923	1976
1	Elizabethtown	1919	2000
1	Flaget*		1960
1	George Rogers Clark	1917	1951
1	Glasgow	1924	1968
1	Harlan	1920	1944
1	Hazel Green*		1940
1	Heath	1919	1929
1	Hindman*		1943
1	Holmes	1917	2009
1	Hopkinsville	1919	1985
1	Jeffersontown	1930	2006
1	Laurel County*		1982
1	Lexington Catholic	1945	2002
1	Logan County	1982	1984
1	Madison Central	1926	2013
1	Marion County	1970	1993
1	Maysville*		1947
1	Midway*		1937
1	Millersburg Military Institute*	1921	1927
1	North Marshall*		1959
1	Paintsville	1921	1996
1	Pleasure Ridge Park	1959	1989
1	Pulaski County	1950	1986
1	Sharpe*		1938
1	Shawnee	1950	1973
1	Shelby Valley	1990	2010
1	Simon Kenton	1923	1981
1	South Laurel	1992	2005
1	Trinity (Louisville)	1954	2012
1	University Heights	1920	1992
1	Warren Central	1930	2004

* school is no longer a member of the KHSAA

2014 Whitaker Bank/KHSAA Boys' Sweet Sixteen®

Rupp Arena • Lexington • March 19-23

KHSAA BOYS' SWEET SIXTEEN® CHAMPIONSHIP GAME RESULTS

Year	Champion (Coach)	Score	Runner-Up (Coach)	Site
1918	Lexington (Darrill Hart)	16-15	Somerset (Walter Halas)	Centre College, Danville
1919	Lexington (Darrill Hart)	21-17	Somerset (W.H. Ramsey)	U.K. Gym, Lexington
1920	Lexington (Stanley King)	56-13	Ashland (Paul Rhoton)	U.K. Gym, Lexington
1921	duPont Manual (Hubert Wiggs)	32-17	Union Academy (W.B. Trosper)	U.K. Gym, Lexington
1922	Lexington (John Barclay)	55-27	Frankfort (Brad Jones)	U.K. Gym, Lexington
1923	duPont Manual (Neal Arnston)	41-17	Clark County (Basil Hayden)	U.K. Gym, Lexington
1924	Lexington (John Heber)	15-10	Ft. Thomas (Russell Bridges)	Alumni Gym, Lexington
1925	Manual (Neal Arnston)	40-11	Winchester (Walter VanWinkle)	Alumni Gym, Lexington
1926	St. Xavier (Bro. Constant)	26-13	Danville (Phil Beverly)	Alumni Gym, Lexington
1927	M.M.I. (Ward Rees)	34-25	London (J.R. Baker)	Alumni Gym, Lexington
1928	Ashland (James Anderson)	13-11 (4OT)	Carr Creek (Oscar Morgan)	Alumni Gym, Lexington
1929	Heath (A.B. Moore)	21-16	Corinth (L.B. Woosley)	Alumni Gym, Lexington
1930	Corinth (Ted Hornback)	22-20	Kavanaugh (Earle Jones)	Alumni Gym, Lexington
1931	duPont Manual (Neal Arnston)	34-23	Tolu (Rupert A. Belt)	Alumni Gym, Lexington
1932	Hazard (Pat Payne)	15-13	Male (Frank White)	Alumni Gym, Lexington
1933	Ashland (Paul Jenkins)	33-25	Horse Cave (W.B. Owen)	Alumni Gym, Lexington
1934	Ashland (Paul Jenkins)	26-13	Danville (Rice Mountjoy)	Alumni Gym, Lexington
1935	St. Xavier (Bob Schumann)	32-18	Newport (Blue Foster)	Alumni Gym, Lexington
1936	Corbin (Nick Denes)	24-18	Nebo (Bailey Winstead)	Alumni Gym, Lexington
1937	Midway (Bobby Burns)	30-22	Inez (Russell Williamson)	Alumni Gym, Lexington
1938	Sharpe (Homer Holland)	36-27	Maysville (Earle Jones)	Alumni Gym, Lexington
1939	Brooksville (Herman Hale)	42-39	Hindman (Pearl Combs)	Alumni Gym, Lexington
1940	Hazel Green (C.H. Wyatt)	35-29	Ashland (Fayne Grone)	Alumni Gym, Lexington
1941	Inez (Russell Williamson)	35-27	St. Xavier (Bob Schumann)	Alumni Gym, Lexington
1942	Lafayette (Maurice Jackson)	44-32	Harlan (Charles McClurg)	Armory, Louisville
1943	Hindman (Pearl Combs)	29-26	St. Xavier (Bob Schumann)	Alumni Gym, Lexington
1944	Harlan (Joe Gilly)	40-28	Dayton (Willard Bass)	Alumni Gym, Lexington
1945	Male (Paul Jenkins)	54-42	Central City (Delmas Gish)	Armory, Louisville
1946	Breckinridge Training (Bob Laughlin)	68-36	Dawson Springs (Paul Stevens)	Armory, Louisville
1947	Maysville (Earle Jones)	54-40	Brewers (McCoy Tarry)	Armory, Louisville
1948	Brewers (McCoy Tarry)	65-48	Maysville (Earle Jones)	Armory, Louisville
1949	Owensboro (Lawrence McGinnis)	65-47	Lafayette (Ralph Carlisle)	Armory, Louisville
1950	Lafayette (Ralph Carlisle)	55-51	Clark County (Letcher Norton)	Armory, Louisville
1951	Clark County (Letcher Norton)	69-44	Cuba (J.B. Story)	Memorial Coliseum, Lexington
1952	Cuba (J.B. Story)	58-52	duPont Manual (John H. Burmaster)	Memorial Coliseum, Lexington
1953	Lafayette (Ralph Carlisle)	84-53	Paducah Tilghman (Otis Dinning)	Memorial Coliseum, Lexington
1954	Inez (Claude Mills)	63-55	Newport (Stanley Arzen)	Memorial Coliseum, Lexington
1955	Hazard (Goebel Ritter)	74-66	Adair County (John Burr)	Memorial Coliseum, Lexington
1956	Carr Creek (Morton Combs)	72-68	Henderson (T.L. Plain)	Memorial Coliseum, Lexington
1957	Lafayette (Ralph Carlisle)	55-52	Eastern (Roy Adams)	Freedom Hall, Louisville
1958	St. Xavier (Gene Rhodes)	60-49	Daviess County (W.B. Sydnor)	Memorial Coliseum, Lexington
1959	North Marshall (Charles Lampley)	64-63	duPont Manual (Jim Casillo)	Memorial Coliseum, Lexington
1960	Flaget (Jim Morris)	65-56	Monticello (Joe Harper)	Freedom Hall, Louisville
1961	Ashland (Bob Wright)	69-50	Lexington Dunbar (S.T. Roach)	Memorial Coliseum, Lexington
1962	St. Xavier (Joe Reibel)	62-58	Ashland (Bob Wright)	Freedom Hall, Louisville
1963	Seneca (Bob Mulcahy)	72-66	Lexington Dunbar (S.T. Roach)	Freedom Hall, Louisville
1964	Seneca (Bob Mulcahy)	66-56	Breckinridge County (Don Morris)	Memorial Coliseum, Lexington
1965	Breckinridge County (Don Morris)	95-73	Cov. Holy Cross (George Schneider)	Freedom Hall, Louisville
1966	Shelby County (Bill Harrell)	62-57	Male (John Rendek)	Freedom Hall, Louisville
1967	Earlington (Bob Fox)	54-53	Covington Catholic (Mote Hils)	Freedom Hall, Louisville
1968	Glasgow (Jim Richards)	77-68	Seneca (George Unseld)	Freedom Hall, Louisville
1969	Central (Robert Graves)	101-72	Ohio County (Ralph Underhill)	Freedom Hall, Louisville
1970	Male (Jim Huter)	70-69	Madison (Ray Vencill, Jr.)	Freedom Hall, Louisville
1971	Male (Jim Huter)	83-66	Anderson County (Jack Upchurch)	Freedom Hall, Louisville
1972	Owensboro (Bobby Watson)	71-63	Elizabethtown (Ray Vencill, Jr.)	Freedom Hall, Louisville

2014 Whitaker Bank/KHSAA Boys' Sweet Sixteen®

Rupp Arena • Lexington • March 19-23

KHSAA BOYS' SWEET SIXTEEN® CHAMPIONSHIP GAME RESULTS

Year	Champion (Coach)	Score	Runner-Up (Coach)	Site
1973	Shawnee (James Gordon)	81-68	Male (Jim Huter)	Freedom Hall, Louisville
1974	Central (Robert Graves)	59-54	Male (Wade Houston)	Freedom Hall, Louisville
1975	Male (Wade Houston)	74-59	Henry Clay (Al Prewitt)	Freedom Hall, Louisville
1976	Edmonson County (Bo Davenport)	74-52	Christian County (Lyle Dunbar)	Freedom Hall, Louisville
1977	Ballard (Richard Schmidt)	68-59	Valley (Glenn Collie)	Freedom Hall, Louisville
1978	Shelby County (Tom Creamer)	68-66 (OT)	Cov. Holmes (Reynolds Flynn)	Freedom Hall, Louisville
1979	Lafayette (Jock Sutherland)	62-52	Christian County (Lyle Dunbar)	Rupp Arena, Lexington
1980	Owensboro (Bobby Watson)	57-56	Doss (Leon Mudd)	Freedom Hall, Louisville
1981	Simon Kenton (Larry Miller)	70-63	Mason County (Allen Feldhaus)	Rupp Arena, Lexington
1982	Laurel County (Chuck Broughton)	53-51	North Hardin (Ron Bevars)	Rupp Arena, Lexington
1983	Henry Clay (Al Prewitt)	35-33 (3OT)	Carlisle County (Craynor Slone)	Rupp Arena, Lexington
1984	Logan County (Gerald Sinclair)	83-70	Bourbon County (Russ Day)	Rupp Arena, Lexington
1985	Hopkinsville (Daryl Hallmark)	65-64	Clay County (Bobby Keith)	Rupp Arena, Lexington
1986	Pulaski County (Dave Fraley)	47-45	Pleasure Ridge Park (Dale Mabrey)	Rupp Arena, Lexington
1987	Clay County (Bobby Keith)	76-73 (OT)	Ballard (Scott Davenport)	Rupp Arena, Lexington
1988	Ballard (Scott Davenport)	88-79	Clay County (Bobby Keith)	Freedom Hall, Louisville
1989	Pleasure Ridge Park (Dale Mabrey)	75-73	Wayne County (Rodney Woods)	Rupp Arena, Lexington
1990	Fairdale (Stan Hardin)	77-73	Cov. Holmes (Mike Flynn)	Freedom Hall, Louisville
1991	Fairdale (Stan Hardin)	67-63	Tates Creek (Nolan Barger)	Rupp Arena, Lexington
1992	University Heights (Jeff Jackson)	59-57	Lexington Catholic (Danny Haney)	Freedom Hall, Louisville
1993	Marion County (Tim Davis)	85-77	Paul Dunbar (Frank Watson)	Rupp Arena, Lexington
1994	Fairdale (Lloyd Gardner)	59-56	Paul Dunbar (Frank Watson)	Freedom Hall, Louisville
1995	Breckinridge County (Dean Hobbs)	70-63	Pleasure Ridge Park (Dale Mabrey)	Rupp Arena, Lexington
1996	Paintsville (Bill Runyon)	71-53	Ashland Blazer (Wayne Breeden)	Rupp Arena, Lexington
1997	Eastern (Bryce Hibbard)	71-59	Highlands (John Messmer)	Rupp Arena, Lexington
1998	Scott County (Billy Hicks)	89-78	Paintsville (Bill Runyon)	Rupp Arena, Lexington
1999	Ballard (Chris Renner)	71-47	Scott County (Billy Hicks)	Rupp Arena, Lexington
2000	Elizabethtown (James Haire)	79-69	Lexington Catholic (Danny Haney)	Rupp Arena, Lexington
2001	Lafayette (Don Adkins)	54-49	Male (Bryce Hibbard)	Rupp Arena, Lexington
2002	Lexington Catholic (Danny Haney)	83-53	Paducah Tilghman (Bill Chumbler)	Rupp Arena, Lexington
2003	Mason County (Kelly Wells)	86-65	Ballard (Chris Renner)	Rupp Arena, Lexington
2004	Warren Central (Tim Riley)	66-56	Mason County (Kelly Wells)	Rupp Arena, Lexington
2005	South Laurel (Steve Wright)	72-59	Warren Central (Tim Riley)	Rupp Arena, Lexington
2006	Jeffersontown (Jeff Morrow)	61-48	Apollo (Tony Hopper)	Rupp Arena, Lexington
2007	Scott County (Billy Hicks)	56-50	Ballard (Chris Renner)	Rupp Arena, Lexington
2008	Mason County (Chris O'Hearn)	57-48	Holmes (David Henley)	Rupp Arena, Lexington
2009	Holmes (David Henley)	67-63 (2OT)	Central (Doug Bibby)	Rupp Arena, Lexington
2010	Shelby Valley (Jason Booher)	73-61	Ballard (Chris Renner)	Rupp Arena, Lexington
2011	Christian County (Kerry Stovall)	65-63 (2OT)	Rowan County (Shawn Thacker)	Rupp Arena, Lexington
2012	Trinity (Louisville) (Mike Szabo)	71-53	Scott County (Billy Hicks)	Rupp Arena, Lexington
2013	Madison Central (Allen Feldhaus, Jr.)	65-64	Ballard (Chris Renner)	Rupp Arena, Lexington
2014				Rupp Arena, Lexington

**Complete Boys' Sweet 16® State Tournament
History and Records available at
KHSAA.org**

2014 Whitaker Bank/KHSAA Boys' Sweet Sixteen®

Rupp Arena • Lexington • March 19-23

KHSAA BOYS' SWEET SIXTEEN® YEAR-BY-YEAR RESULTS

<p>1916 First Round Henderson 78, LaGrange 14 Monticello 74, Clark Co. 18 Somerset 57, Danville 8 Winchester 31, Dayton 25 Semifinals Henderson 44, Monticello 26 Somerset 27, Winchester 16 Consolation Round LaGrange 58, Clark Co. 10 Dayton 28, Danville 21 Championship Henderson 37, Somerset 14</p> <p>1917 First Round Somerset 24, Clark Co. 13 Monticello 29, Centre Academy 13 Owensboro 17, Danville 8 Lawrenceburg 23, Hopkinsville 11 Semifinals Somerset 19, Monticello 17 Owensboro 28, Lawrenceburg 10 Championship Owensboro 12, Somerset 9</p> <p><i>Note: Records from 1916 and 1917 not included in composite results as these tournaments were not overseen by the KHSAA.</i></p> <p>1918 Preliminary Somerset 29, Paris 12 Monticello 47, Kavanaugh 26 Kavanaugh 20, Danville 14 Lexington 35, Monticello 17 Paris 44, Covington 18 Paris 44, Kavanaugh 18 Lexington 23, Danville 14 Somerset 63, Covington 18 Championship Lexington 16, Somerset 15</p> <p>1919 Quarterfinals Somerset 30, Danville 24 Paris 46, Georgetown 11 Lexington 52, Carrollton 5 Winchester 27, Model 17 Semifinals Somerset 26, Paris 21 Lexington 41, Winchester 10 Championship Lexington 21, Somerset 17</p> <p>1920 First Round Lexington 47, Wesleyan High 10 Covington 42, Newport 12 Paris 44, Lawrenceburg 14 Clark Co. 38, Cynthia 11 Owensboro 21, Georgetown 20 Ashland Blazer 29, Monticello 25 Anderson Co. 35, Carrollton 14 Pikeville College 23, Maysville 16 Quarterfinals Lexington 43, Covington 18 Paris 43, Clark Co. 11 Anderson Co. 35, Owensboro 17 Ashland Blazer 28, Pikeville College 20</p>	<p>Semifinals Lexington 24, Paris 15 Ashland Blazer 33, Anderson Co. 15 Championship Lexington 56, Ashland Blazer 13</p> <p>1921 Preliminary Owensboro 31, LaGrange 6 Monticello 24, Paducah 16 Quarterfinals DuPont Manual 32, Clark Co. 16 Monticello 26, Owensboro 18 Pikeville 30, Shepherdsville 26 Union College 34, Carrollton 31 Semifinals DuPont Manual 21, Monticello 19 Union College 43, Pikeville 12 Championship DuPont Manual 32, Union College 17</p> <p>1922 First Round Carrollton 35, Flemingsburg 26 Monticello 26, Owensboro 18 Pikeville 43, Adairville 14 Frankfort 33, Ashland Blazer 17 Winchester 21, Paducah 15 Shepherdsville 29, Union Academy 25 Quarterfinals Monticello 26, Carrollton 12 Frankfort 25, Pikeville 14 Winchester 18, Shepherdsville 17 Lexington 54, Columbia 4 Semifinals Frankfort 18, Monticello 8 Lexington 51, Winchester 15 Championship Lexington 55, Frankfort 7</p> <p>1923 First Round Hazard Bible Institute 18, Fort Thomas 15 Somerset 42, Columbia 22 DuPont Manual 30, Owensboro 21 Ogden College 34, LaGrange 15 Clark Co. 29, Lexington 28 Flemingsburg 28, Frankfort 16 Heath 22, Catlettsburg 14 Henderson 34, Sue Bennett 33 Quarterfinals Hazard Bible Institute 32, Somerset 15 DuPont Manual 64, Ogden College 19 Clark Co. 24, Flemingsburg 22 Henderson 25, Heath 20 Semifinals DuPont Manual 37, Hazard Bible Institute 20 Clark Co. 30, Henderson 23 Championship DuPont Manual 41, Clark Co. 17</p> <p>1924 Preliminary DuPont Manual 29, Henderson 6 Monticello 25, Carrollton 12 First Round DuPont Manual 37, Monticello 20 Winchester 28, London 27 Lexington 21, Paducah 14 Hazard Bible Institute 20, Frankfort 18 Memorial Consolidated 41, Smiths Grove 17 Fort Thomas 25, Pikeville 19</p>	<p>Owensboro 39, Brooksville 3 Ashland Blazer 21, Russell Cave Academy 17 Quarterfinals DuPont Manual 34, Winchester 11 Lexington 22, Hazard Bible Institute 16 Fort Thomas 37, Memorial Consolidated 12 Ashland Blazer 21, Owensboro 13 Semifinals Lexington 21, DuPont Manual 16 Fort Thomas 37, Ashland Blazer 11 Championship Lexington 15, Fort Thomas 10</p> <p>1925 Preliminary DuPont Manual 25, Lexington 13 London 32, Hazard 13 First Round DuPont Manual 32, London 11 Pikeville 18, Ashland Blazer 11 Owensboro 30, Bowling Green 15 Newport 29, Henderson 17 Horse Cave 22, Campbellsville College 16 Winchester 34, Brooksville 16 Frankfort 22, Almo 14 Monticello 29, Carrollton 21 Quarterfinals DuPont Manual 21, Pikeville 19 Newport 33, Owensboro 22 Winchester 26, Horse Cave 15 Monticello 25, Frankfort 21 Semifinals DuPont Manual 24, Newport 10 Winchester 20, Monticello 19 Championship DuPont Manual 44, Winchester 10</p> <p>1926 Preliminary Owensboro 29, Carrollton 17 Ashland Blazer 34, Lynn Grove 12 First Round Ashland Blazer 23, Owensboro 10 Horse Cave 37, Covington 23 Winchester 21, Augusta 19, 20T Danville 24, Henderson 19 St. Xavier 28, Bowling Green 16 Pikeville 21, Harlan 10 Lexington 40, Hazard 21 Frankfort 19, Columbia 18 Quarterfinals Ashland Blazer 42, Horse Cave 22 Danville 42, Winchester 19 St. Xavier 24, Pikeville 17 Lexington 36, Frankfort 11 Semifinals Danville 19, Ashland Blazer 16 (OT) St. Xavier 24, Lexington 21 Championship St. Xavier 26, Danville 13</p> <p>1927 Preliminary London 52, LaCenter 11 Ashland Blazer 33, Owensboro 19 Covington 21, DuPont Manual 18 Millersburg Military Institute 39, Newton 15 Marrowbone 24, Wickliffe 14 Minerva 28, Memorial 21 Covington 15, Ashland Blazer 13 Millersburg Military Institute 31, Marrowbone 20 Semifinals</p>	<p>London 26, Covington 20 Millersburg Military Institute 23, Minerva 16 Championship Millersburg Military Institute 34, London 25</p> <p>1928 First Round Covington 46, Heath 23 St. Xavier 53, Central City 14 Ashland Blazer 16, Danville 8 Henderson 31, Middlesboro 24 Carr Creek 31, Walton 11 Minerva 34, Corydon 14 Woodburn 26, Wickliffe 25 Lawrenceburg 38, LaGrange 21 Quarterfinals Covington 26, St. Xavier 25 Ashland Blazer 25, Henderson 13 Carr Creek 21, Minerva 11 Lawrenceburg 38, Woodburn 21 Semifinals Ashland Blazer 22, Covington 13 Carr Creek 37, Lawrenceburg 11 Championship Ashland Blazer 13, Carr Creek 11, (40T)</p> <p>1929 First Round St. Xavier 19, Hazard 17 Ashland Blazer 27, Columbia 8 Central City 30, Henderson 27 Heath 27, Lexington 25 Corydon 35, Red House 16 Stearns 18, Almo 16 Corinth 34, Woodburn 21 Eminence 19, Betsy Layne 14 Quarterfinals St. Xavier 23, Ashland Blazer 13 Heath 22, Central City 15 Corydon 29, Stearns 8 Corinth 21, Eminence 17 Semifinals Heath 26, St. Xavier 23 Corinth 35, Corydon 13 Championship Heath 21, Corinth 6</p> <p>1930 First Round Betsy Layne 21, Paducah 14 Hazard 17, DuPont Manual 14 Kavanaugh 24, Central City 18 Lexington 27, Mount Sterling 7 Corinth 31, Woodburn 16 Carr Creek 19, Moreland 15 Tolu 20, Sacramento 13 Cloverport 22, Clarkson 15 Quarterfinals Hazard 23, Betsy Layne 19 Kavanaugh 25, Lexington 20 Corinth 17, Carr Creek 11 Tolu 27, Cloverport 24 Semifinals Kavanaugh 14, Hazard 11 Corinth 26, Tolu 25 Championship Corinth 22, Kavanaugh 20</p> <p>1931 First Round DuPont Manual 36, Heath 22 Central City 30, Benham 19</p>
---	---	---	---

2014 Whitaker Bank/KHSAA Boys' Sweet Sixteen®

Rupp Arena • Lexington • March 19-23

KHSAA BOYS' SWEET SIXTEEN® YEAR-BY-YEAR RESULTS

Covington 23, Owensboro 16
 Kavanaugh 24, Ashland Blazer 20
 Betsy Layne 23, University High 13
 Woodburn 29, Lebanon Junction 16
 Tolu 43, Olmstead 19
 Blackford 25, Carr Creek 19
 Quarterfinals
 DuPont Manual 18, Central City 17
 Covington 20, Kavanaugh 13
 Betsy Layne 21, Woodburn 16
 Tolu 32, Blackford 13
 Semifinals
 DuPont Manual 14, Covington 10
 Tolu 28, Betsy Layne 11
 Championship
 DuPont Manual 34, Tolu 23

1932

First Round
 Male 18, Dry Ridge 14
 Birmingham 28, Lexington 21
 Paris 44, Central City 16
 Ashland Blazer 36, Tompkinsville 18
 Hazard 27, Virgie 10
 Danville 29, Bardstown 12
 Waco 48, Lowes 22
 Newport 28, Corydon 16
 Quarterfinals
 Male 24, Birmingham 20
 Paris 32, Ashland Blazer 21
 Hazard 26, Danville 12
 Newport 21, Waco 16
 Semifinals
 Male 18, Paris 16
 Hazard 28, Newport 24
 Championship
 Hazard 15, Male 13

1933

First Round
 Ashland Blazer 45, Tompkinsville 28
 Male 31, Paintsville 13
 Kavanaugh 47, Guthrie 8
 Danville 41, Clear Springs 25
 Hazel Green 27, Paris 26
 Corinth 26, Walton 14
 Horse Cave 44, Henderson 29
 Hazard 30, Heath 21
 Quarterfinals
 Ashland Blazer 20, Male 18
 Danville 23, Kavanaugh 17
 Hazel Green 24, Corinth 22
 Horse Cave 28, Hazard 27
 Semifinals
 Ashland Blazer 21, Danville 20
 Horse Cave 21, Hazel Green 20
 Championship
 Ashland Blazer 33, Horse Cave 25

1934

First Round
 Hazel Green 44, Bardwell 25
 Inez 31, Corinth 23
 Hazard 21, Tompkinsville 14
 Ashland Blazer 27, Paris 21
 Lexington 34, Calvert City 25
 Horse Cave 33, DuPont Manual 16
 Danville 18, Central City 16
 Highlands 25, Sacramento 16
 Quarterfinals
 Hazel Green 34, Inez 16
 Ashland Blazer 18, Hazard 15

Horse Cave 24, Lexington 22
 Danville 21, Highlands 19
 Semifinals
 Ashland Blazer 13, Hazel Green 7
 Danville 26, Horse Cave 24
 Championship
 Ashland Blazer 26, Danville 13

1935

First Round
 Danville 33, Kirksey 19
 Tompkinsville 24, Annville 19
 Newport 30, Frankfort 20
 Maysville 15, Dixon 12
 Mount Sterling 24, Campbellsburg 23
 St. Xavier 22, Benham 16
 Calvert City 44, Bardstown 26
 Inez 20, Central City 15
 Quarterfinals
 Danville 26, Tompkinsville 22
 Newport 23, Maysville 18
 St. Xavier 29, Mount Sterling 16
 Inez 29, Calvert City 16
 Semifinals
 Newport 22, Danville 13
 St. Xavier 34, Inez 19
 Championship
 St. Xavier 32, Newport 18

1936

First Round
 Munfordville 25, Danville 22
 Nebo 31, Russell 6
 Inez 20, Whitesburg 15
 DuPont Manual 37, Hartford 13
 Corbin 27, Kirksey 24
 Henderson 40, College High 24
 Paris 18, Midway 17
 Newport 30, LaGrange 28
 Quarterfinals
 Nebo 31, Munfordville 21
 Inez 21, DuPont Manual 17
 Corbin 27, Henderson 17
 Paris 20, Newport 7
 Semifinals
 Nebo 21, Inez 18
 Corbin 33, Paris 19
 Championship
 Corbin 24, Nebo 18

1937

First Round
 Midway 43, Horse Cave 23
 Pilot Oak 30, Breckinridge Training 27
 Maysville 29, Shady Grove 23
 St. Xavier 23, Corydon 19
 Monticello 25, McHenry 23
 Inez 31, College High 26
 Hazard 24, Knox Central 15
 Newport 43, Carrollton 19
 Quarterfinals
 Midway 32, Pilot Oak 23
 St. Xavier 25, Maysville 22
 Inez 50, Monticello 26
 Hazard 30, Newport 22
 Semifinals
 Midway 30, St. Xavier 25
 Inez 37, Hazard 22
 Championship
 Midway 30, Inez 22

1938

First Round
 Harlan 28, Lewisburg 24
 St. Xavier 31, Central City 13
 Bellevue 32, Burgin 19
 Sharpe 50, Carrollton 33
 Highland 37, Corydon 16
 Maysville 44, Russell 31
 Frenchburg 26, Hazard 21
 Madisonville 31, Horse Cave 30
 Quarterfinals
 St. Xavier 46, Harlan 25
 Sharpe 42, Bellevue 29
 Maysville 25, Highland 23
 Frenchburg 23, Madisonville 19
 Semifinals
 Sharpe 26, St. Xavier 23
 Maysville 26, Frenchburg 20
 Third Place
 St. Xavier 47, Frenchburg 17
 Championship
 Sharpe 36, Maysville 27

1939

First Round
 Madison 28, Paducah 27
 Hindman 38, McHenry 23
 Corbin 20, Breckinridge Training 17
 Eminence 34, St. Xavier 33
 Morganfield 23, Madisonville 21
 Brooksville 42, Horse Cave 36
 Olmstead 31, Danville 26
 Covington 29, Inez 26
 Quarterfinals
 Hindman 30, Madison 23
 Corbin 28, Eminence 24
 Brooksville 40, Morganfield 30
 Covington 35, Olmstead 30
 Semifinals
 Hindman 31, Corbin 17
 Brooksville 30, Covington 23
 Third Place
 Covington 33, Corbin 16
 Championship
 Brooksville 42, Hindman 39

1940

First Round
 Inez 42, Hughes-Kirkpatrick 26
 Cave City 35, Lafayette 30
 Morganfield 28, Kuttawa 26
 Hazel Green 36, St. Xavier 31
 Williamsburg 26, Bardstown St. Joseph 24
 Brooksville 43, Anchorage 23
 Ashland Blazer 39, Newport 29
 Reidland 25, Hazard 22
 Quarterfinals
 Inez 44, Cave City 25
 Hazel Green 39, Morganfield 28
 Williamsburg 26, Brooksville 22
 Ashland Blazer 49, Reidland 25
 Semifinals
 Hazel Green 27, Inez 23
 Ashland Blazer 31, Williamsburg 23
 Third Place
 Inez 48, Williamsburg 12
 Championship
 Hazel Green 35, Ashland Blazer 29

1941

First Round
 Henry Clay 33, Bowling Green 23

Hardinsburg 33, Somerset 28
 St. Xavier 46, Dayton 30
 Maysville 51, Catlettsburg 27
 Hazard 35, Valley 25
 Inez 37, Williamsburg 21
 Rineyville 39, Clinton 25
 Hardin 48, Hartford 29
 Quarterfinals
 Henry Clay 35, Hardinsburg 27
 St. Xavier 37, Maysville 26
 Inez 31, Hazard 24
 Hardin 53, Rineyville 43
 Semifinals
 St. Xavier 35, Henry Clay 33
 Inez 29, Hardin 28
 Third Place
 Hardin 32, Henry Clay 31
 Championship
 Inez 35, St. Xavier 27

1942

First Round
 New Concord 54, Rineyville 34
 St. Xavier 38, Fairdale 23
 Lafayette 46, Daviess Co. 38
 Berry 50, Dorton 39
 Mount Sterling 49, Sharpe 32
 Harlan 53, Franklin 25
 Hartford 47, Walton 42
 Hazel Green 27, Hindman 23
 Quarterfinals
 St. Xavier 49, New Concord 40
 Lafayette 49, Berry 27
 Harlan 40, Mount Sterling 37
 Hazel Green 39, Hartford 33
 Semifinals
 Lafayette 27, St. Xavier 24
 Harlan 42, Hazel Green 40
 Third Place
 St. Xavier 55, Hazel Green 48
 Championship
 Lafayette 44, Harlan 32

1943

First Round
 Daviess Co. 49, Hartford 39
 Benton 37, Crofton 24
 Howe Valley 35, Valley 28
 St. Xavier 63, Bowling Green 37
 Mount Sterling 44, Dayton 38
 Cumberland 34, Millersburg Military 31
 Hindman 24, Henry Clay 21
 Harlan 63, Wayne Co. 30
 Quarterfinals
 Benton 39, Daviess Co. 30
 St. Xavier 36, Howe Valley 30
 Mount Sterling 40, Cumberland 29
 Hindman 30, Harlan 23
 Semifinals
 St. Xavier 33, Mount Sterling 27
 Hindman 46, Benton 31
 Third Place
 Mount Sterling 48, Benton 35
 Championship
 Hindman 29, St. Xavier 26

1944

First Round
 Valley 35, Bowling Green 33
 Madison 45, Hindman 32
 Dayton 45, Male 33

2014 Whitaker Bank/KHSAA Boys' Sweet Sixteen®

Rupp Arena • Lexington • March 19-23

KHSAA BOYS' SWEET SIXTEEN® YEAR-BY-YEAR RESULTS

Brewers 45, Rineyville 37
Brooksville 47, London 33
Olive Hill 46, Dawson Springs 30
Harlan 46, Daviess Co. 29
Elkhorn City 48, McHenry 40
Quarterfinals
Madison 26, Valley 25
Dayton 46, Brewers 41
Olive Hill 23, Brooksville 20
Harlan 37, Elkhorn City 27
Semifinals
Dayton 41, Madison 32
Harlan 29, Olive Hill 26
Third Place
Madison 40, Olive Hill 28
Championship
Harlan 40, Dayton 28

1945

First Round
Elkhorn City 39, Valley 31
Harlan 43, Covington 33
Central City 54, Rineyville 37
Madison 53, Paducah 51
Providence 45, Vicco 34
Danville 54, Dawson Springs 30
Bowling Green 46, Clark Co. 40
Male 44, Maysville 41
Quarterfinals
Harlan 49, Elkhorn City 36
Central City 32, Madison 28
Danville 40, Providence 38
Male 31, Bowling Green 23
Semifinals
Central City 34, Harlan 30
Male 50, Danville 20
Third Place
Harlan 43, Danville 39
Championship
Male 54, Central City 42

1946

First Round
College High 47, Vicco 35
Valley 43, Drakesboro 37
Owensboro 45, McCreary Co. 39
Breckinridge Training 53, Williamsburg 43
Lawrenceburg 38, Male 37
Dawson Springs 55, Brewers 51
Fort Knox 50, Inez 46
Maysville 50, Campbell Co. 34
Quarterfinals
Valley 36, College High 31
Breckinridge Training 52, Owensboro 42
Dawson Springs 57, Lawrenceburg 38
Fort Knox 46, Maysville 38
Semifinals
Breckinridge Training 48, Valley 28
Dawson Springs 55, Fort Knox 47
Third Place
Fort Knox 44, Valley 33
Championship
Breckinridge Training 68, Dawson Springs 36

1947

First Round
Madison 59, Dawson Springs 54
Hazard 35, Valley 33
Male 44, Hazel Green 38
Brewers 43, Bowling Green 36
Maysville 39, Corbin 30
Magnolia 45, Dixie Heights 43

Owensboro 56, Wayland 53
Clark Co. 53, Central City 43
Quarterfinals
Hazard 40, Madison 39
Brewers 49, Male 43
Maysville 48, Magnolia 43
Owensboro 61, Clark Co. 43
Semifinals
Brewers 52, Hazard 44
Maysville 56, Owensboro 41
Third Place
Owensboro 61, Hazard 43
Championship
Maysville 54, Brewers 50

1948

First Round
Shelbyville 58, Garrett 50
Brewers 63, Clark Co. 59
London 66, Corbin 45
Male 36, Irvine 35
Maysville 52, Scottsville 39
Owensboro 68, Madisonville 34
Holmes 55, Hughes-Kirkpatrick 41
Carr Creek 52, Fort Knox 45
Quarterfinals
Brewers 57, Shelbyville 34
Male 32, London 28
Maysville 55, Owensboro 45
Carr Creek 57, Holmes 53
Semifinals
Brewers 38, Male 36
Maysville 56, Carr Creek 54
Third Place
Carr Creek 47, Male 41
Championship
Brewers 55, Maysville 48

1949

First Round
Pikeville 58, Glasgow 45
St. Xavier 49, Paducah 47
Clark Co. 54, Bellevue 40
Owensboro 53, Corbin 42
Madisonville 63, Bardstown 50
Paris 61, Eminence 44
Lafayette 59, Hazard 46
Somerset 75, Hughes-Kirkpatrick 64
Quarterfinals
St. Xavier 58, Pikeville 48
Owensboro 54, Clark Co. 42
Paris 55, Madisonville 54
Lafayette 63, Somerset 43
Semifinals
Owensboro 48, St. Xavier 35
Lafayette 62, Paris 52
Third Place
St. Xavier 61, Paris 49
Championship
Owensboro 65, Lafayette 47

1950

First Round
Campbellsville 69, Bush 49
Central City 60, Tompkinsville 51
Maysville 56, Owensboro 40
Clark Co. 58, Newport 47
Fairdale 53, Hindman 49
Lafayette 63, Male 41
Paducah Tilghman 61, Pikeville 59
Corbin 72, Dawson Springs 50
Quarterfinals

Central City 45, Campbellsville 61
Clark Co. 52, Maysville 43
Lafayette 73, Fairdale 53
Corbin 69, Paducah Tilghman 53
Semifinals
Clark Co. 59, Central City 55
Lafayette 75, Corbin 65
Third Place
Corbin 71, Central City 69
Championship
Lafayette 55, Clark Co. 51

1951

First Round
Clark Co. 49, Paris 42
Auburn 54, Shelbyville 47
DuPont Manual 76, Owensboro 34
Wayland 82, Lyon Co. 47
Danville 47, Caverna 42
Whitesburg 60, Corbin 59
Cuba 38, Holmes 37
University High 66, Hughes-Kirkpatrick 48
Quarterfinals
Clark Co. 59, Auburn 46
DuPont Manual 77, Wayland 45
Whitesburg 71, Danville 44
Cuba 57, University High 50
Semifinals
Clark Co. 45, DuPont Manual 44
Cuba 65, Whitesburg 62
Third Place
DuPont Manual 83, Whitesburg 37
Championship
Clark Co. 69, Cuba 44

1952

First Round
DuPont Manual 69, Daviess Co. 52
Breckinridge Co. 55, Vine Grove 44
Pikeville 46, Bagdad 34
Clark Co. 99, Somerset 59
Hindman 53, Newport 51
Millersburg Military Institute 55,
Madisonville-North Hopkins 40
Cuba 60, Corbin 53
Henry Clay 62, College High 52
Quarterfinals
DuPont Manual 46, Breckinridge Co. 35
Clark Co. 74, Pikeville 54
Hindman 75, Millersburg Military Institute 45
Cuba 61, Henry Clay 47
Semifinals
DuPont Manual 54, Clark Co. 53
Cuba 44, Hindman 42
Third Place
Clark Co. 60, Hindman 52
Championship
Cuba 58, DuPont Manual 52

1953

First Round
Caverna 67, Flaget 50
Hazard 55, Breckinridge Co. 49
Shelbyville 65, Owensboro 64
Paducah Tilghman 46, Ashland Blazer 44
Clark Co. 81, Georgetown 72
Lafayette 80, Allen Co. 46
Newport Catholic 61, Mount Vernon 60 (OT)
Pikeville 62, Madisonville-North Hopkins 58
Quarterfinals
Caverna 70, Hazard 67
Paducah Tilghman 44, Shelbyville 41

Lafayette 77, Clay Co. 63
Newport Catholic 78, Pikeville 58
Semifinals
Paducah Tilghman 60, Caverna 59
Lafayette 71, Newport Catholic 53
Third Place
Caverna 66, Newport Catholic 61
Championship
Lafayette 84, Paducah Tilghman 53

1954

First Round
Clay Co. 57, Fredonia 46
Ashland Blazer 74, Danville 67
Bourbon Vocational 58, Allen Co. 55
Newport 50, Lafayette 45
Adair Co. 56, Bardwell 51
Dixon 62, Oldham Co. 44
Combs Memorial 66, Male 62
Inez 72, Central City 57
Quarterfinals
Ashland Blazer 85, Clay Co. 64
Newport 58, Bourbon Vocational 46
Adair Co. 64, Dixon 63
Inez 64, Combs Memorial 52
Semifinals
Newport 73, Ashland Blazer 69
Inez 70, Adair Co. 68
Third Place
Ashland Blazer 72, Adair Co. 66
Championship
Inez 63, Newport 55

1955

First Round
Hazard 57, Glasgow 48
Pikeville 78, Central City 74
St. Xavier 82, Bracken Co. 59
Newport 70, Olive Hill 51
Clay Co. 54, Somerset 43
Henderson 78, Shelbyville 62
Adair Co. 60, Dawson Springs 51
Mayfield 60, Berea 54
Quarterfinals
Hazard 80, Pikeville 65
Newport 58, St. Xavier 54
Henderson 66, Clay Co. 58
Adair Co. 72, Mayfield 57
Semifinals
Hazard 72, Newport 62
Adair Co. 66, Henderson 54
Third Place
Henderson 68, Newport 62
Championship
Hazard 74, Adair Co. 66

1956

First Round
Wayland 87, Shelbyville 76
Earlington 63, Monticello 57
Allen Co. 55, Olive Hill 52
Carr Creek 70, Central City 68
Lafayette 76, Glendale 64
Bell Co. 82, Maysville 77
Mayfield 64, Boone Co. 61
Henderson 80, Valley 62
Quarterfinals
Wayland 65, Earlington 58
Carr Creek 69, Allen Co. 45
Bell Co. 65, Lafayette 63
Henderson 59, Mayfield 57
Semifinals

2014 Whitaker Bank/KHSAA Boys' Sweet Sixteen®

Rupp Arena • Lexington • March 19-23

KHSAA BOYS' SWEET SIXTEEN® YEAR-BY-YEAR RESULTS

Carr Creek 68, Wayland 67
Henderson 68, Bell Co. 63
Third Place
Wayland 122, Bell Co. 89
Championship
Carr Creek 72, Henderson 68

1957

First Round
Eastern 65, Grant Co. 27
Hart Memorial 60, Clark Co. 53
Daviss Co. 60, Tompkinsville 50
Russell Co. 61, South Hopkins 58
Dixie Heights 58, Nicholas Co. 55
Lafayette 70, Hartford 49
Pikeville 77, Fulton 73
Hazard 50, Clay Co. 47
Quarterfinals
Eastern 69, Hart Memorial 48
Russell Co. 73, Daviss Co. 69
Lafayette 75, Dixie Heights 60
Pikeville 68, Hazard 52
Semifinals
Eastern 70, Russell Co. 45
Lafayette 70, Pikeville 61
Third Place
Pikeville 77, Russell Co. 72
Championship
Lafayette 55, Eastern 52

1958

First Round
St. Xavier 62, Beaver Dam 46
Lex. Dunbar 82, Meade Memorial 60
Clay Co. 75, South Hopkins 61
Monticello 67, Hodgenville 61
Clark Co. 71, Cynthiana 50
B. G. High Street 85, Shelbyville 73
Hazard 87, Cov. Grant 49
Daviss Co. 65, Benton 49
Quarterfinals
St. Xavier 44, Lex. Dunbar 25
Monticello 51, Clay Co. 45
Clark Co. 67, B. G. High Street 65
Daviss Co. 71, Hazard 68
Semifinals
St. Xavier 58, Monticello 48
Daviss Co. 59, Clark Co. 56
Third Place
Clark Co. 64, Monticello 50
Championship
St. Xavier 60, Daviss Co. 49

1959

First Round
North Marshall 90, Gallatin Co. 51
Maysville 78, LaRue Co. 67
Cov. Grant 72, Pikeville 67
Olive Hill 88, Livingston Central 78
Monticello 78, B. G. High Street 67
Lex. Dunbar 82, Sacramento 46
DuPont Manual 77, Central City 65
Breathitt Co. 76, Clay Co. 50
Quarterfinals
North Marshall 75, Maysville 62
Olive Hill 85, Cov. Grant 84
Lex. Dunbar 63, Monticello 51
DuPont Manual 66, Breathitt Co. 49
Semifinals
North Marshall 67, Olive Hill 65
DuPont Manual 52, Lex. Dunbar 50
Third Place

Lex. Dunbar 88, Olive Hill 45
Championship
North Marshall 64, DuPont Manual 63

1960

First Round
Monticello 76, Campbell Co. 59
Bell Co. 66, Harrodsburg 54
Symsonia 69, Meade Memorial 60
Owensboro 77, Lincoln Institute 75
Maysville 61, Ashland Blazer 58
Flaget 76, Breathitt Co. 59
Hopkinsville Attucks 64, Clinton Co. 62
Beaver Dam 61, LaRue Co. 56
Quarterfinals
Monticello 69, Bell Co. 65
Owensboro 48, Symsonia 47
Flaget 59, Maysville 56
Hopkinsville Attucks 73, Beaver Dam 60
Semifinals
Monticello 61, Owensboro 55
Flaget 96, Hopkinsville Attucks 72
Third Place
Owensboro 68, Hopkinsville Attucks 61
Championship
Flaget 65, Monticello 56

1961

First Round
Breathitt Co. 75, Christian Co. 67
Elizabethtown Catholic 70, Henderson Co. 65
Beaver Dam 79, Glasgow Bunche 61
Lex. Dunbar 68, Harrison Co. 56
Ashland Blazer 83, Cov. Grant 66
Seneca 75, Lily 47
Shelby Co. 55, North Marshall 50
Wheelwright 79, Lone Jack 66
Quarterfinals
Breathitt Co. 59, Elizabethtown Catholic 44
Lex. Dunbar 83, Beaver Dam 74
Ashland Blazer 77, Seneca 51
Wheelwright 77, Shelby Co. 58
Semifinals
Lex. Dunbar 55, Breathitt Co. 54
Ashland Blazer 91, Wheelwright 80
Third Place
Wheelwright 72, Breathitt Co. 56
Championship
Ashland Blazer 69, Lex. Dunbar 50

1962

First Round
Earlington 65, Somerset 63
Ashland Blazer 61, Newport 57
Caneyville 61, Fulton 57
Henry Clay 63, Owensboro 61
Breathitt Co. 51, Bloomfield 48
Virgie 78, Lone Jack 54
Allen Co. 73, Henry Co. 54
St. Xavier 95, Harrison Co. 65
Quarterfinals
Ashland Blazer 68, Earlington 64
Caneyville 66, Henry Clay 65
Breathitt Co. 50, Virgie 48
St. Xavier 47, Allen Co. 35
Semifinals
Ashland Blazer 73, Caneyville 49
St. Xavier 59, Breathitt Co. 44
Championship
St. Xavier 62, Ashland Blazer 58

1963

First Round
Maysville 66, Clay Co. 65
Seneca 70, Allen Co. 56
Oldham Co. 69, Hancock Co. 55
Newport Catholic 68, Somerset 33
Lex. Dunbar 63, Paducah Tilghman 45
Taylor Co. 57, Breckinridge Training 43
Owensboro 52, Breathitt Co. 40
Princeton Dotson 76, Garrett 60
Quarterfinals
Seneca 78, Maysville 60
Oldham Co. 43, Newport Catholic 42
Lex. Dunbar 65, Taylor Co. 64
Owensboro 58, Princeton Dotson 44
Semifinals
Seneca 44, Oldham Co. 29
Lex. Dunbar 60, Owensboro 47
Championship
Seneca 72, Lex. Dunbar 66

1964

First Round
Hazard 72, Oldham Co. 60
Bourbon Co. 78, East Hardin 69
Cov. Grant 73, Clark Co. 57
Seneca 63, Harlan 36
Lex. Dunbar 57, Mayfield 46
Allen Co. 74, Wayland 72
Caldwell Co. 62, McCreary Central 55
Breckinridge Co. 67, Providence 58
Quarterfinals
Hazard 70, Bourbon Co. 58
Seneca 58, Cov. Grant 55
Allen Co. 61, Lex. Dunbar 46
Breckinridge Co. 61, Caldwell Co. 58
Semifinals
Seneca 61, Hazard 58
Breckinridge Co. 73, Allen Co. 62
Championship
Seneca 66, Breckinridge Co. 56

1965

First Round
Hazard 76, Owensboro 44
Knox Central 82, Glasgow 80
Shelby Co. 64, Clark Co. 59
Breckinridge Co. 73, Martin 55
Central 69, Elizabethtown Catholic 49
Hazel Green 84, Pendleton Co. 64
Lex. Dunbar 82, North Marshall 64
Cov. Holy Cross 80, Madisonville-North
Hopkins Rosenwald 77
Quarterfinals
Hazard 67, Knox Central 56
Breckinridge Co. 70, Shelby Co. 60
Hazel Green 52, Central 45
Cov. Holy Cross 55, Lex. Dunbar 49
Semifinals
Breckinridge Co. 72, Hazard 68
Cov. Holy Cross 66, Hazel Green 59
Championship
Breckinridge Co. 95, Cov. Holy Cross 73

1966

First Round
Central City 87, Carlisle Co. 75
Glasgow 87, Newport Catholic 68
Male 73, Hazel Green 59
Ashland Blazer 82, McDowell 72
Hazard 74, Lexington Catholic 61
Lou. Thomas Jefferson 63, Campbellsville 44

Shelby Co. 71, Knox Central 70
Harrison Co. 56, Earlington 50
Quarterfinals
Central City 79, Glasgow 54
Male 82, Ashland Blazer 63
Lou. Thomas Jefferson 87, Hazard 75
Shelby Co. 63, Harrison Co. 62
Semifinals
Male 81, Central City 68
Shelby Co. 79, Lou. Thomas Jefferson 72
Championship
Shelby Co. 62, Male 57

1967

First Round
Central 60, Owensboro 46
Allen Co. 55, Franklin Co. 48
Covington Catholic 76, Paducah Tilghman 49
Monticello 63, Shelbyville 59
Earlington 76, Russell 72
Atherton 70, Maytown 65
Harrison Co. 67, Harlan 59
Breathitt Co. 56, Elizabethtown Catholic 50
Quarterfinals
Central 72, Allen Co. 60
Covington Catholic 66, Monticello 44
Earlington 85, Atherton 64
Breathitt Co. 61, Harrison Co. 56
Semifinals
Covington Catholic 67, Central 55
Earlington 69, Breathitt Co. 64
Championship
Earlington 54, Covington Catholic 53

1968

First Round
Clark Co. 79, Russell 73
Lee Co. 76, Danville 58
Seneca 68, Henry Clay 66
Christian Co. 87, Clay Co. 70
Caneyville 54, Paducah Tilghman 47
Shelby Co. 81, Meade Memorial 71
Lou. Thomas Jefferson 56, Elizabethtown
Catholic 44
Glasgow 74, Covington Catholic 70
Quarterfinals
Lee Co. 54, Clark Co. 52
Seneca 86, Christian Co. 67
Caneyville 61, Shelby Co. 60
Glasgow 77, Lou. Thomas Jefferson 65
Semifinals
Seneca 57, Lee Co. 53
Glasgow 59, Caneyville 43
Championship
Glasgow 77, Seneca 68

1969

First Round
Ashland Blazer 69, Harlan 66
Shelby Co. 71, Franklin-Simpson 64
Ohio Co. 76, Bardstown 59
St. Xavier 69, Paducah Tilghman 60
Central 68, Madison 60
Hopkinsville 69, Hazard 67
Clark Co. 66, Covington Catholic 62
Maytown 70, Monticello 66
Quarterfinals
Ashland Blazer 81, Shelby Co. 80
Ohio Co. 77, St. Xavier 62
Central 79, Hopkinsville 51
Maytown 80, Clark Co. 74
Semifinals

KHSAA BOYS' SWEET SIXTEEN® YEAR-BY-YEAR RESULTS

Ohio Co. 82, Ashland Blazer 80
 Central 86, Maytown 68
 Championship
 Central 101, Ohio Co. 72

1970

First Round
 Madison 67, Owensboro 54
 Breathitt Co. 64, Covington Catholic 63
 Allen Co. 46, Ashland Blazer 43
 Trigg Co. 78, Wheelwright 74
 Male 83, Hart Co. 72
 Paducah Tilghman 79, Shelby Co. 61
 Hazel Green 57, Paris 46
 Pleasure Ridge Park 81, Knox Central 54
 Quarterfinals
 Madison 84, Breathitt Co. 59
 Trigg Co. 75, Allen Co. 70
 Male 76, Paducah Tilghman 69
 Pleasure Ridge Park 55, Hazel Green 52
 Semifinals
 Madison 66, Trigg Co. 45
 Male 58, Pleasure Ridge Park 52
 Championship
 Male 70, Madison 69

1971

First Round
 Owensboro 59, Pendleton Co. 56
 Covington Catholic 99, M.C. Napier 62
 Laurel Co. 64, Bardstown 57
 Male 82, Carlisle Co. 62
 Ashland Blazer 71, Lafayette 69
 Central 86, Christian Co. 53
 Anderson Co. 86, Franklin-Simpson 74
 McDowell 69, Middlesboro 53
 Quarterfinals
 Owensboro 74, Covington Catholic 64
 Male 83, Laurel Co. 65
 Central 72, Ashland Blazer 62
 Anderson Co. 71, McDowell 66
 Semifinals
 Male 81, Owensboro 66
 Anderson Co. 65, Central 62
 Championship
 Male 83, Anderson Co. 66

1972

First Round
 Russell 98, Breathitt Co. 75
 Elizabethtown 89, Carroll Co. 67
 Maysville 85, Christian Co. 74
 Central 123, Paducah Tilghman 87
 Cov. Holy Cross 72, Laurel Co. 67
 Bryan Station 87, Johnson Central 60
 Owensboro 75, DuPont Manual 65
 Warren East 69, Brodhead 59
 Quarterfinals
 Elizabethtown 89, Russell 87
 Maysville 83, Central 70
 Bryan Station 68, Cov. Holy Cross 61
 Owensboro 70, Warren East 59
 Semifinals
 Elizabethtown 83, Maysville 79
 Owensboro 67, Bryan Station 63
 Championship
 Owensboro 71, Elizabethtown 63

1973

First Round
 Owensboro 72, Campbellsville 52
 Danville 71, Bowling Green 70

Henry Clay 90, Bullitt Central 45
 Shawnee 85, Boyd Co. 68
 Hickman Co. 61, Clay Co. 59
 Maysville 76, Lee Co. 65
 Madisonville-North Hopkins 84, McDowell 69
 Male 99, Newport Catholic 74
 Quarterfinals
 Owensboro 77, Danville 56
 Shawnee 72, Henry Clay 63
 Hickman Co. 67, Maysville 65
 Male 93, Madisonville-North Hopkins 79
 Semifinals
 Shawnee 68, Owensboro 61
 Male 60, Hickman Co. 50
 Championship
 Shawnee 81, Male 68

1974

First Round
 Greenup Co. 62, Fleming Co. 49
 Madisonville-North Hopkins 76, Clay Co. 62
 Central 87, Anderson Co. 58
 Taylor Co. 64, Powell Co. 53
 Bryan Station 75, Owensboro 60
 Male 94, Pikeville 71
 Newport Catholic 76, Monticello 74
 Warren East 80, Murray 67
 Quarterfinals
 Greenup Co. 90, Madisonville-North Hopkins 81
 Central 95, Taylor Co. 55
 Male 84, Bryan Station 75
 Warren East 74, Newport Catholic 66
 Semifinals
 Central 92, Greenup Co. 37
 Male 89, Warren East 66
 Championship
 Central 59, Male 54

1975

First Round
 Henry Clay 86, Carlisle Co. 59
 Newport Catholic 60, Bath Co. 57
 Central 97, Warren East 81
 Shelbyville 75, Owensboro 58
 Christian Co. 69, Clay Co. 62
 Lincoln Co. 65, Fairview 52
 Knott Co. Central 88, Johnson Central 68
 Male 72, Elizabethtown 49
 Quarterfinals
 Henry Clay 72, Newport Catholic 48
 Central 70, Shelbyville 64
 Christian Co. 83, Lincoln Co. 59
 Male 98, Knott Co. Central 56
 Semifinals
 Henry Clay 62, Central 60
 Male 83, Christian Co. 74
 Championship
 Male 74, Henry Clay 59

1976

First Round
 Shelby Co. 74, Apollo 68
 Paducah Tilghman 75, McCreary Central 60
 Edmonson Co. 77, Betsy Layne 72
 Harrison Co. 75, Green Co. 54
 Henry Clay 74, Holmes 65
 Ballard 95, Hazard 67
 Christian Co. 67, Ashland Blazer 63
 Shawnee 85, Clay Co. 57
 Quarterfinals
 Shelby Co. 64, Paducah Tilghman 54
 Edmonson Co. 61, Harrison Co. 57

Henry Clay 77, Ballard 74
 Christian Co. 75, Shawnee 69
 Semifinals
 Edmonson Co. 53, Shelby Co. 52
 Christian Co. 68, Henry Clay 67
 Championship
 Edmonson Co. 74, Christian Co. 52

1977

First Round
 Ashland Blazer 58, Laurel Co. 52
 Shelby Co. 68, Virgie 49
 Valley 75, Bell Co. 62
 Murray 100, Holmes 93
 Union Co. 77, Lexington Catholic 63
 Owensboro 66, M.C. Napier 63
 Bath Co. 51, Glasgow 50
 Ballard 94, Taylor Co. 57
 Quarterfinals
 Ashland Blazer 44, Shelby Co. 42
 Valley 82, Murray 61
 Owensboro 55, Union Co. 54
 Ballard 90, Bath Co. 53
 Semifinals
 Valley 59, Ashland Blazer 45
 Ballard 56, Owensboro 54
 Championship
 Ballard 68, Valley 59

1978

First Round
 Christian Co. 88, Knott Co. Central 69
 Lou. Ahrens 70, Virgie 66
 Bowling Green 71, Maysville 70
 Holmes 86, Ashland Blazer 60
 Henry Clay 74, Somerset 72
 Shelby Co. 62, Apollo 55
 Clay Co. 64, Mayfield 62
 Central 75, Elizabethtown 61
 Quarterfinals
 Christian Co. 56, Lou. Ahrens 54
 Holmes 83, Bowling Green 71
 Shelby Co. 63, Henry Clay 62
 Central 66, Clay Co. 57
 Semifinals
 Holmes 75, Christian Co. 59
 Shelby Co. 78, Central 54
 Championship
 Shelby Co. 68, Holmes 66, OT

1979

First Round
 Pulaski Co. 76, Hazard 73, (OT)
 Warren East 58, DeSales 56
 Caverna 89, Clay Co. 85
 Lafayette 77, Grant Co. 51
 Ashland Blazer 54, Owensboro 51
 Mayfield 61, Harrison Co. 59
 Highlands 68, Westport 62
 Christian Co. 87, Virgie 70
 Quarterfinals
 Warren East 55, Pulaski Co. 54, (OT)
 Lafayette 93, Caverna 72
 Mayfield 56, Ashland Blazer 54
 Christian Co. 58, Highlands 52
 Semifinals
 Lafayette 66, Warren East 59
 Christian Co. 56, Mayfield 45
 Championship
 Lafayette 62, Christian Co. 52

1980

First Round
 Doss 52, Franklin-Simpson 47
 Bell Co. 60, Taylor Co. 57
 Franklin Co. 77, Knott Co. Central 49
 Union Co. 85, Lincoln Co. 69
 Moore 78, Oldham Co. 56
 Owensboro 87, Bourbon Co. 67
 Ashland Blazer 64, Betsy Layne 60
 Holmes 90, Paducah Tilghman 77
 Quarterfinals
 Doss 67, Bell Co. 42
 Union Co. 52, Franklin Co. 51
 Owensboro 81, Moore 69
 Holmes 97, Ashland Blazer 92
 Semifinals
 Doss 45, Union Co. 44
 Owensboro 91, Holmes 64
 Championship
 Owensboro 57, Doss 56

1981

First Round
 Boyd Co. 75, Todd Co. Central 65
 Mayfield 71, Laurel Co. 60
 Bryan Station 75, Allen Co. 44
 Mason Co. 53, Scott Co. 52
 Moore 72, Butler 63
 Owensboro 60, North Hardin 59
 Virgie 89, Clay Co. 72
 Simon Kenton 64, Knott Co. Central 62
 Quarterfinals
 Mayfield 71, Boyd Co. 64
 Mason Co. 69, Bryan Station 64
 Moore 72, Owensboro 56
 Simon Kenton 84, Virgie 83
 Semifinals
 Mason Co. 79, Mayfield 54
 Simon Kenton 71, Moore 70
 Championship
 Simon Kenton 70, Mason Co. 63

1982

First Round
 North Hardin 56, Bryan Station 55
 Warren Central 68, Highlands 55
 Valley 56, Shelby Co. 53
 Madisonville-North Hopkins 82, Paducah Tilghman 62
 Laurel Co. 75, Jeffersontown 72
 Virgie 53, M.C. Napier 49
 Mason Co. 71, Middlesboro 63
 Owensboro 60, Boyd Co. 56
 Quarterfinals
 North Hardin 65, Warren Central 47
 Valley 61, Madisonville-North Hopkins 49
 Laurel Co. 83, Owensboro 74
 Virgie 68, Mason Co. 63
 Semifinals
 North Hardin 56, Valley 54
 Laurel Co. 61, Virgie 60
 Championship
 Laurel Co. 53, North Hardin 51

1983

First Round
 Scott Co. 69, Clark Co. 61
 Carlisle Co. 78, Breathitt Co. 66
 Christian Co. 64, McCreary Central 58
 Owensboro 76, Highlands 68
 Ballard 65, Warren Central 61
 Sheldon Clark 81, Taylor Co. 65

2014 Whitaker Bank/KHSAA Boys' Sweet Sixteen®

Rupp Arena • Lexington • March 19-23

KHSAA BOYS' SWEET SIXTEEN® YEAR-BY-YEAR RESULTS

Henry Clay 71, Greenup Co. 52
Fairdale 67, Middlesboro 66
Quarterfinals

Carlisle Co. 60, Scott Co. 44
Owensboro 62, Christian Co. 47
Ballard 62, Sheldon Clark 58
Henry Clay 86, Fairdale 61
Semifinals

Carlisle Co. 51, Owensboro 49
Henry Clay 76, Ballard 62
Championship
Henry Clay 35, Carlisle Co. 33, (3OT)

1984

First Round
Madisonville-North Hopkins 59, Doss 54
Scott Co. 59, Newport Catholic 52
Logan Co. 57, Meade Co. 54
Henry Clay 70, Pulaski Co. 69
M.C. Napier 76, Johnson Central 75
Clay Co. 80, Owensboro 60
Bourbon Co. 65, Marshall Co. 62, (OT)
Ballard 47, Boyd Co. 46
Quarterfinals

Madisonville-North Hopkins 61, Scott Co. 51
Logan Co. 70, Henry Clay 68, (OT)
M.C. Napier 69, Clay Co. 55
Bourbon Co. 74, Ballard 72, (OT)
Semifinals
Bourbon Co. 57, M.C. Napier 56
Logan Co. 68, Madisonville-North Hopkins 66
Championship
Logan Co. 83, Bourbon Co. 70

1985

First Round
Clay Co. 60, Boone Co. 49
Metcalfe Co. 60, Eastern 58
Doss 76, Breathitt Co. 47
Mason Co. 68, Lexington Catholic 66
Paintsville 54, Washington Co. 51
Hopkinsville 98, Greenup Co. 60
Apollo 64, Somerset 48
Oldham Co. 54, Murray 45
Quarterfinals
Clay Co. 77, Metcalfe Co. 66
Doss 64, Mason Co. 63, (OT)
Hopkinsville 71, Paintsville 68, (OT)
Oldham Co. 76, Apollo 68
Semifinals
Clay Co. 75, Doss 61
Hopkinsville 66, Oldham Co. 59
Championship
Hopkinsville 65, Clay Co. 64

1986

First Round
Hopkinsville 72, Paintsville 72
Owensboro 54, Warren East 47
Pulaski Co. 83, Clay Co. 78
Clark Co. 80, Oldham Co. 56
Hazard 84, Highlands 74
Eastern 81, Elizabethtown 69
Pleasure Ridge Park 48, Woodford Co. 35
Paducah Tilghman 73, East Carter 57
Quarterfinals
Owensboro 65, Hopkinsville 63
Pulaski Co. 61, Clark Co. 60
Hazard 52, Eastern 44
Pleasure Ridge Park 82, Paducah Tilghman 50
Semifinals
Pulaski Co. 70, Owensboro 68

Pleasure Ridge Park 56, Hazard 54
Championship
Pulaski Co. 47, Pleasure Ridge Park 45

1987

First Round
Owensboro 55, Madisonville-North Hopkins 48
Paintsville 80, Monticello 61
Mason Co. 68, Doss 49
Ballard 74, Marshall Co. 71
LaRue Co. 68, Rowan Co. 48
Clay Co. 90, Highlands 80
Madison Central 75, Warren Central 45
Oldham Co. 64, Hazard 53
Quarterfinals

Paintsville 58, Owensboro 52
Ballard 64, Mason Co. 62
Clay Co. 62, LaRue Co. 56
Madison Central 74, Oldham Co. 68
Semifinals
Ballard 61, Paintsville 54
Clay Co. 78, Madison Central 58
Championship
Clay Co. 76, Ballard 73, (OT)

1988

First Round
Holmes 75, Buckhorn 72
Ballard 73, Laurel Co. 55
Apollo 73, Madisonville-North Hopkins 62, (OT)
Warren East 58, Oldham Co. 49
Clay Co. 83, Rowan Co. 52
LaRue Co. 69, Maysville 62
Henry Clay 94, Phelps 65
Pleasure Ridge Park 70, Marshall Co. 67
Quarterfinals
Ballard 101, Holmes 90
Apollo 69, Warren East 57, OT
Clay Co. 91, LaRue Co. 54
Pleasure Ridge Park 77, Henry Clay 70
Semifinals
Ballard 66, Apollo 59
Clay Co. 92, Pleasure Ridge Park 90
Championship
Ballard 88, Clay Co. 79

1989

First Round
Madisonville-North Hopkins 76, Prestonsburg 65
Marshall Co. 64, Clay Co. 60
Clark Co. 45, Rowan Co. 43
Pleasure Ridge Park 78, Jeffersonton 74
Bryan Station 71, Central City 68
Warren East 66, Oldham Co. 56
Wayne Co. 65, Scott 61
Hart Co. 91, Buckhorn 83
Quarterfinals
Marshall Co. 69, Madisonville-North Hopkins 66
Pleasure Ridge Park 64, Clark Co. 49
Bryan Station 57, Warren East 56
Wayne Co. 78, Hart Co. 68
Semifinals
Pleasure Ridge Park 67, Marshall Co. 62
Wayne Co. 62, Bryan Station 60
Championship
Pleasure Ridge Park 75, Wayne Co. 73

1990

First Round
Jessamine Co. 71, Paducah Tilghman 60

Holmes 83, Boyd Co. 76
Clark Co. 81, Belfry 50
Shelby Co. 70, North Hardin 50
Apollo 74, Bowling Green 62
Fairdale 80, Male 64
Clay Co. 80, Danville 59
Leslie Co. 75, Henderson Co. 70
Quarterfinals

Holmes 71, Jessamine Co. 64
Clark Co. 78, Shelby Co. 49
Fairdale 51, Apollo 33
Clay Co. 76, Leslie Co. 66
Semifinals
Holmes 84, Clark Co. 81
Fairdale 84, Clay Co. 71
Championship
Fairdale 77, Holmes 73

1991

First Round
Tates Creek 69, Scott Co. 54
Paducah Tilghman 97, Ballard 90, (OT)
North Hardin 75, Christian Co. 70
Cov. Holy Cross 70, Ohio Co. 53
Greenup Co. 53, Belfry 44, (OT)
Bowling Green 86, Harrison Co. 71
Corbin 87, Knott Co. Central 82
Fairdale 72, Laurel Co. 51
Quarterfinals

Tates Creek 97, Paducah Tilghman 73
Cov. Holy Cross 58, North Hardin 45
Bowling Green 63, Greenup Co. 56
Fairdale 67, Corbin 61
Semifinals
Tates Creek 71, Cov. Holy Cross 66
Fairdale 67, Bowling Green 52
Championship
Fairdale 67, Tates Creek 63

1992

First Round
Clay Co. 67, Ballard 65, (2OT)
Franklin-Simpson 85, Knott Co. Central 62
Lexington Catholic 80, Covington Catholic 71
Pulaski Co. 68, Marion Co. 67
Belfry 70, Mayfield 68
Owensboro 80, Scott Co. 65
Pleasure Ridge Park 72, Ashland Blazer 70
University Heights 65, Mason Co. 52
Quarterfinals

Clay Co. 92, Franklin-Simpson 77
Lexington Catholic 88, Pulaski Co. 84
Owensboro 74, Belfry 63
University Heights 53, Pleasure Ridge Park 51
Semifinals
Lexington Catholic 68, Clay Co. 64
University Heights 44, Owensboro 41
Championship
University Heights 59, Lexington Catholic 57

1993

First Round
Pleasure Ridge Park 73, Mason Co. 52
Knott Co. Central 64, Conner 59 (OT)
Harlan 75, Casey Co. 70
Lex. Paul Dunbar 72, Graves Co. 60
Marion Co. 80, Christian Co. 70
Warren Central 73, Grayson Co. 57
Male 80, Elkhorn City 48
Shelby Co. 70, Ashland Blazer 64
Quarterfinals
Pleasure Ridge Park 82, Knott Co. Central 49

Lex. Paul Dunbar 83, Harlan 64
Marion Co. 79, Warren Central 45
Male 72, Shelby Co. 53
Semifinals
Lex. Paul Dunbar 65, Pleasure Ridge Park 62
Marion Co. 73, Male 68
Championship
Marion Co. 85, Lex. Paul Dunbar 77

1994

First Round
Muhlenberg North 65, University Heights 57
Cov. Holy Cross 62, Graves Co. 59
Allen Central 74, Shelby Co. 65
Fairdale 77, Clay Co. 75
North Hardin 62, Warren East 51
Moore 79, Mason Co. 77
Paul Dunbar 81, MC Napier 61
Boyd Co. 72, Wayne Co. 52
Quarterfinals
Muhlenberg North 59, Cov. Holy Cross 53
Fairdale 91, Allen Central 76
Moore 85, North Hardin 73
Paul Dunbar 64, Boyd Co. 59
Semifinals
Fairdale 71, Muhlenberg North 67
Paul Dunbar 74, Moore 66
Championship
Fairdale 59, Paul Dunbar 56

1995

First Round
Scott Co. 60, Wayne Co. 53
Breckinridge Co. 62 Franklin Co. 56
St. Xavier 75, Greenwood 62
Marshall Co. 76, Simon Kenton 70 (OT)
Pleasure Ridge Park 58, M.C. Napier 55
Montgomery Co. 78, Paintsville 71 (OT)
Harlan 57, Adair Co. 54
University Heights 64, Boyd Co. 60.
Quarterfinals
Breckinridge Co. 79, Scott Co. 59
Marshall Co. 77 St. Xavier 67
Pleasure Ridge Park 66, Montgomery Co. 50
Harlan 60, University Heights 48.
Semifinals
Breckinridge Co. 68, Marshall Co. 39
Pleasure Ridge Park 81, Harlan 74
Championship
Breckinridge Co. 70, Pleasure Ridge Park 63

1996

First Round
Harlan 66, Fairdale 57
Henderson Co. 61, Ballard 53
Scott Co. 81, North Hardin 67
Ashland Blazer 72, Paducah Tilghman 61
Paintsville 80 Owensboro 78 (OT)
Allen Co.-Scottsville 55 Harrison Co. 50
Lexington Catholic 89, Breathitt Co. 62
Harrodsburg 57, Boone Co. 50
Quarterfinals
Henderson Co. 62, Harlan 52
Ashland Blazer 69, Scott Co. 58
Paintsville 78, Allen Co.-Scottsville 76
Lexington Catholic 67, Harrodsburg 44
Semifinals
Ashland Blazer 64, Henderson Co. 58
Paintsville 79, Lexington Catholic 55
Championship
Paintsville 71, Ashland Blazer 53

2014 Whitaker Bank/KHSAA Boys' Sweet Sixteen®

Rupp Arena • Lexington • March 19-23

KHSAA BOYS' SWEET SIXTEEN® YEAR-BY-YEAR RESULTS

1997

First Round
Eastern 85, Wayne Co. 58
Graves Co. 72, Marion Co. 58
Corbin 105 Trigg Co. 84
Warren East 51, Anderson Co. 48
Paintsville 87, Paul Dunbar 67
Harrison Co. 57, Apollo 3
Highlands 63, Butler 54
Greenup Co. 53, Perry Co. Central 43
Quarterfinals
Eastern 79, Graves Co. 75
Warren East 70, Corbin 63
Paintsville 54, Harrison Co. 42
Highlands 48, Greenup Co. 45
Semifinals
Eastern 61, Warren East 52
Highlands 74, Paintsville 71
Championship
Eastern 71, Highlands 59

1998

First Round
Pleasure Ridge Park 61, Muhlenberg North 45
Lexington Catholic 80, Russellville 63
Highlands 66, Graves Co. 49
Scott Co. 61, Union Co. 53
Boyd Co. 58, Hazard 53
Paintsville 84, Clay Co. 66
Eastern 67, North Hardin 51 (OT)
Fleming Co. 57, Boyle Co. 49
Quarterfinals
Lexington Catholic 75, Pleasure Ridge Park 73 (OT)
Scott Co. 72, Highlands 67
Paintsville 55, Boyd Co. 50
Fleming Co. 77, Eastern 58
Semifinals
Scott Co. 85, Lexington Catholic 82
Paintsville 80, Fleming Co. 61
Championship
Scott Co. 89, Paintsville 78

1999

First Round
Scott Co. 80, Barren Co. 60
Madison Central 76, Clay Co. 63
Paducah Tilghman 59, Fleming Co. 49
Pleasure Ridge Park 76, Perry Co. Central 59
Muhlenberg North 47, Boyle Co. 43
Henderson Co. 62, Highlands 60
Ballard 67, North Hardin 64
Pikeville 58, Boyd Co. 51
Quarterfinals
Scott Co. 80, Madison Central 67
Paducah Tilghman 52, Pleasure Ridge Park 49
Henderson Co. 73, Muhlenberg North 71 (2OT)
Ballard 63 Pikeville 43
Semifinals
Scott Co. 78, Paducah Tilghman 75 (OT)
Ballard 63, Henderson Co. 62
Championship
Ballard 71, Scott Co. 47

2000

First Round
Lexington Catholic 84, Muhlenberg North 60
Male 61, Newport Central Catholic 41
Iroquois 69, Perry Co. Central 54
Scott Co. 95, Mercer Co. 47
Bishop Brossart 47, Graves Co. 40
Russellville 68, Corbin 60

Elizabethtown 52, Boyd Co. 50
Johnson Central 66, Hopkins Co. Central 64
Quarterfinals
Lexington Catholic 68, Male 53
Scott Co. 72, Iroquois 66
Russellville 60, Bishop Brossart 46
Elizabethtown 81, Johnson Central 68
Semifinals
Lexington Catholic 52, Scott Co. 47
Elizabethtown 81, Russellville 60
Championship
Elizabethtown 79, Lexington Catholic 69

2001

First Round
Russellville 59, Highlands 45
Clay Co. 81, South Floyd 65
South Laurel 64, Campbell Co. 63
Male 54, Oldham Co. 40
Ashland Blazer 47, Hazard 35
North Hardin 71, Grayson Co. 65
Lafayette 62, Carlisle Co. 49
Fairdale 42, Madisonville-North Hopkins 39
Quarterfinals
Russellville 72, Clay Co. 54
Male 63, South Laurel 53
North Hardin 50, Ashland Blazer 44
Lafayette 56, Fairdale 53
Semifinals
Male 61, Russellville 54
Lafayette 69, North Hardin 66
Championship
Lafayette 54, Male 49

2002

First Round
Paducah Tilghman 58, Rockcastle Co. 43
Mason Co. 93, Butler 66
Male 69, Christian Co. 61
Warren Central 63, Ryle 54 (OT);
Oldham Co. 56, Shelby Valley 42
Lexington Catholic 65, Ashland Blazer 51
North Hardin 64, Owensboro 49
Whitesburg 52, Wayne Co. 51
Quarterfinals
Paducah Tilghman 64, Mason Co. 51
Male 73 Warren Central 67
Lexington Catholic 60, Oldham Co. 43
North Hardin 92, Whitesburg 43
Semifinals
Paducah Tilghman 74, Male 55
Lexington Catholic 61, North Hardin 48
Championship
Lexington Catholic 83, Paducah Tilghman 53

2003

First Round
Oldham Co. 69, Powell Co. 46
Mason Co. 59, St. Henry 57
Hopkinsville 69, North Hardin 62
Davies Co. 69, Cumberland 35
Henry Clay 81, Iroquois 80 (OT)
Warren Central 70, Calloway Co. 47
Rose Hill Christian 65, South Laurel 46
Ballard 66, Shelby Valley 48
Quarterfinals
Mason Co. 63, Oldham Co. 50
Hopkinsville 61, Daviess Co. 59
Henry Clay 55, Warren Central 48
Ballard 83, Rose Hill Christian 78
Semifinals
Mason Co. 75, Hopkinsville 63

Ballard 84, Henry Clay 77
Championship
Mason Co. 86, Ballard 65

2004

First Round
Mason Co. 71, Wayne Co. 57
Trinity (Louisville) 75 University Heights 57
Caverna 57, East Ridge 41
Scott Co. 71, Lafayette 58
Covington Catholic 63, Carlisle Co. 40
Pleasure Ridge Park 69, Rockcastle Co. 55
Perry Co. Central 66, Morgan Co. 45
Warren Central 83, Apollo 59
Quarterfinals
Mason Co. 66, Trinity (Louisville) 59 (3OT)
Scott Co. 52, Caverna 37
Covington Catholic 53, Pleasure Ridge Park 50
Warren Central 55, Perry Co. Central 31
Semifinals
Mason Co. 84, Scott Co. 78 (OT)
Warren Central 62, Covington Catholic 58
Championship
Warren Central 66, Mason Co. 56

2005

First Round
South Laurel 63, Ohio County 55
Elizabethtown 70, Perry Co. Central 60
Pleasure Ridge Park 64, Pendleton Co. 61 (OT)
Ballard 59, Bullitt East 41
University Heights 62, Rowan County 53
Corbin 75, Lone Oak 67 (OT)
Henry Clay 69, Shelby Valley 38
Warren Central 57, Holmes 55
Quarterfinals
South Laurel 77, Elizabethtown 56
Pleasure Ridge Park 64, Ballard 62 (2OT)
University Heights 67, Corbin 61
Warren Central 64, Henry Clay 60
Semifinals
South Laurel 66, Pleasure Ridge Park 65 (OT)
Warren Central 69, University Heights 55
Championship
South Laurel 72, Warren Central 59

2006

First Round
Graves Co. 42, Russell 27
South Laurel 47, John Hardin 33
Jeffersontown 68, Johnson Central 49
Shelby Co. 71, Christian Co. 65
Mason Co. 62, Warren Central 59
Apollo 57, Covington Catholic 53
Madison Central 81, Hazard 44
Pleasure Ridge Park 67, Boyle Co. 43
Quarterfinals
Graves Co. 46, South Laurel 45
Jeffersontown 60, Shelby Co. 54
Apollo 48, Mason Co. 36
Pleasure Ridge Park 58, Madison Central 45
Semifinals
Jeffersontown 54, Graves Co. 43
Apollo 57, Pleasure Ridge Park 53
Championship
Jeffersontown 61, Apollo 48

2007

First Round
Adair Co. 51, Lincoln Co. 41
Scott Co. 59, Oldham Co. 47
South Laurel 48, Fairdale 46

Holmes 57, Paducah Tilghman 48
Ballard 80, Owensboro 60
George Rogers Clark 77, Christian Co. 71 (OT)
Elliott Co. 68, Shelby Valley 55
Warren Central 71, June Buchanan 53
Quarterfinals
Scott Co. 68, Adair Co. 53
Holmes 55, South Laurel 49
Ballard 71, George Rogers Clark 48
Warren Central 92, Elliott Co. 76
Semifinals
Scott Co. 73, Holmes 64
Ballard 61, Warren Central 55
Championship
Scott Co. 56, Ballard 50

2008

First Round
Lexington Catholic 69, University Heights 54
Owensboro 63, Central 48
Paintsville 93, Jeffersontown 87
Holmes 64, Bardstown 44
Hazard 50, South Laurel 47
Shelby Co. 70, Lincoln Co. 58;
Paducah Tilghman 70, Greenwood 53
Mason Co. 66, Elliott Co. 62.
Quarterfinals
Lexington Catholic 54, Owensboro 47
Holmes 61, Paintsville 53
Shelby Co. 53, Hazard 50
Mason Co. 73, Paducah Tilghman 46
Semifinals
Holmes 57, Lexington Catholic 50
Mason Co. 60, Shelby Co. 50
Championship
Mason Co., 57, Holmes 48

2009

First Round
West Jessamine 51, Hazard 40
Grayson Co. 45, Adair Co. 33
Central 53, Graves Co. 51
Eastern 75, Corbin 61
Lexington Catholic 70, Bowling Green 62
Holmes 72, Christian Co. 61
Shelby Valley 51, Mason Co. 44
Elliott Co. 74, Anderson Co. 61
Quarterfinals
West Jessamine 72, Grayson Co. 67
Central 71, Eastern 65
Holmes 72, Lexington Catholic 56
Elliott Co. 75, Shelby Valley 69
Semifinals
Central 52, West Jessamine 48
Holmes 67, Elliott Co. 57
Championship
Holmes 67, Central 63 (2OT)

2010

First Round
Warren Central 55, East Carter 36
Lou. Ballard 90, Shelby County 80
Christian County 70, Newport 51
Scott County 68, Corbin 49
West Jessamine 73, Muhlenberg County 63
Shelby Valley 68, Paducah Tilghman 45
Mason County 58, North Hardin 56 (OT)
Lou. Butler 57, Knott County Central 46.
Quarterfinals
Lou. Ballard 62, Warren Central 59
Scott County 69, Christian County 64
Shelby Valley 67, West Jessamine 54

KHSAA BOYS' SWEET SIXTEEN® YEAR-BY-YEAR RESULTS

Mason County 58, Lou. Butler 47
Semifinals
Lou. Ballard 67, Scott County 62
Shelby Valley 71, Mason County 51
Championship
Shelby Valley 73, Lou. Ballard 61

2011

First Round
George Rogers Clark 56, Oldham County 39
Lou. Eastern 54, Warren Central 51
Christian County 83, Shelby Valley 40
Lexington Catholic 69, Dixie Heights 60
Rowan County 45, Daviess County 32
Wayne County 68, Perry County Central 58
Bullitt East 53, Bardstown 44
Marshall County 55, Bell County 33
Quarterfinals
Lou. Eastern 65, George Rogers Clark 50
Christian County 67, Lexington Catholic 62
Rowan County 64, Wayne County 47
Bullitt East 71, Marshall County 62
Semifinals
Christian County 46, Lou. Eastern 43
Rowan County 51, Bullitt East 49
Championship
Christian County 65, Rowan County 63 (2OT)

2012

First Round
Rowan County 64, North Laurel 46
Southwestern 52, Hopkinsville 41

Trinity (Lou.) 52, Bullitt East 32
George Rogers Clark 56, Apollo 36
Oldham County 55, Bowling Green 48
Knott County Central 71, Boone County 54
Scott County 59, Marshall County 43
John Hardin 49, Johnson Central 36
Quarterfinals
Southwestern 67, Rowan County 57
Trinity (Lou.) 62, George Rogers Clark 39
Oldham County 36, Knott County Central 34
Scott County 61, John Hardin 40
Semifinals
Trinity (Lou.) 56, Southwestern 47
Scott County 56, Oldham County 43
Championship
Trinity (Lou.) 71, Scott County 53

2013

First Round
Madison Central 81, Wayne County 56
Holmes 65, Pleasure Ridge Park 60
Graves County 74, Ohio County 60
Hopkinsville 74, South Oldham 52
Montgomery Co. 71, Warren Central 63
John Hardin 79, Fleming Co. 69
Ballard 75, Johnson Central 54
Knott Co. Central 68, Clay County 54
Quarterfinals
Madison Central 65, Holmes 61 (ot)
Hopkinsville 50, Graves County 34
Montgomery Co. 66, John Hardin 57
Ballard 68, Knott Co. Central 53

Semifinals
Madison Central 60, Hopkinsville 56
Ballard 59, Montgomery Co. 55
Championship
Madison Central 65, Ballard 64

Owen Dental Center, P.S.C.

because THEIR Smiles mean THE WORLD TO US



Brock R. Ward, D.M.D • Leigh K. Ward, D.M.D

330 West Seminary Street
Owenton, Kentucky 40359
(502) 484-0091