

# Kentucky High School Athletic Association

To: Superintendent, Principal, and Athletic Director \_\_\_\_\_

From: Louis Stout, Commissioner  
Brigid L. DeVries, Executive Assistant Commissioner



Date: June 5, 2001

Subject: Review of 2000-2001 Title IX Forms

Enclosed please find a copy of a review of the 2000-2001 Title IX Forms, submitted by your school. A copy of this information must be included in your permanent Title IX file at your school. In addition, you may find an attachment with corrected copies of the forms submitted by your school personnel. Please review this information so the forms can be completed accurately in the future.

Also, KHSAA Audit Staff may have requested a re-submission of some of the 2000-2001 Title IX forms or need additional information on your athletic programs. Please submit this information by the date requested if this is applicable.

Remember your permanent Title IX file at the school must be kept current with information pertaining to your athletics program. Copies of all KHSAA required documents should be part of this file and are subject to Open Records requests.

Should you need any further information, please do not hesitate to call anytime.

Memo

To: KHSAA Member School Superintendents, Principals, and Athletic Directors

From: Louis Stout, Commissioner  
Brigid L. Devries, Executive Assistant Commissioner

Date: May 21, 2001

RE: 2001 Title IX Forms Submission

School Boyle Co., W.S. Reviewed By Danney C. Reeves / Fran Edwards

The following is a status report regarding the required 2000 - 2001 Title IX submission of forms due in to the KHSAA office by April 15, 2001. Appropriate audit personnel have reviewed these forms and the following is a summary of this review.

I. Checklist of Forms properly submitted in a satisfactory manner:

- GE 19 (Annual Verification)
- T-1 (Summary Program Chart 1)
- \*  T-2 (Summary Program Chart 2)
- T-3 (Summary Program Chart 3)
- T-4 (Summary Program Chart 4)
- T-41 (Checklist - Overall Interscholastic Program)
- T-60 (Corrective Action Plan)
- T-63 (Interscholastic Survey Results)

II. Status

A.  2000 - 2001 Forms are satisfactory and no further information or action is necessary at this time.

B.  Errors have been noted with respect to the following forms and corrected copies are being returned to you for placement in your Title IX file to ensure proper submission in the future.

Form T-2. Please place the corrected form in your Title IX file. No further action required.

C.  The following forms were omitted and must be submitted by school representatives.

D.  Other Recommendation and Comments:

The resubmission of form T-37 Athletic Scholarships - Summary Program Chart Report 1999-2000 was received and completed properly

**ACCOMMODATION OF INTERESTS AND ABILITIES**  
**SUMMARY PROGRAM CHART 2**

**Participation Opportunities Test Two**

Program	Number of Teams Currently Offered (1)	Number of Teams Added in Last Five Years (2)	Number of Participants Added in Last Five Years (3)	Percent of Total Participation By Sex (4)
GIRLS	varsity: 9	4	63	27.03
	j.v.: 7	3	41	17.59
	frosh: <del>3</del> 1			
	other:			
	total: 18	7	104 ÷ 233 =	<del>44.6%</del> 44.6%
BOYS	varsity: 9			
	j.v.: 8			
	frosh: <del>3</del> 1			
	other: 19	0	0	
	total:			

- 1) Calculate the number of interscholastic teams offered for girls at each competitive level (for example, varsity, junior varsity, and freshman levels).
- 2) Calculate the number of interscholastic teams that have been added in the last five years at each competitive level.
- 3) Determine the total number of participants that are currently on the teams that were added in the last five years.
- 4) Calculate the percentage of participants that have been added in the last five years. For example, if girls' varsity soccer (22 participants), junior varsity soccer (18 participants), junior varsity golf (8 participants), and freshman softball (15 participants) have been added in the last five years, then 63 participation opportunities have been added for girls. If the total number of female participants in the program is 300 (taken from Form T-1, Column 4), then 21% of the current opportunities (63 of 300) have been added in the last five years.

Note: If the percentage of current female participants added in the last five years is 25% or greater, compliance with test two may be possible. If less than 25%, then compliance with test three should be analyzed. **CAUTION:** 25% is not a formal compliance standard.

Signature: Elgin Simon Date: 4-16-01



APR 17 2001

KENTUCKY HIGH SCHOOL ATHLETIC ASSOCIATION  
ANNUAL VERIFICATION OF TITLE IX PROCEDURES

(To be submitted by April 15, 2001 along with other required forms)

The Boyle Co. High School, Danville, Kentucky  
(Name of High School) (City)

certifies to the Kentucky High School Athletic Association that the following is an accurate and true representation of the facts surrounding compliance with Title 20, U.S.C. Titles 1681-1688, et. Seq. (also known as Title IX)

I certify the following provisions in accordance with records at the school contained in the permanent Title IX file, and to the best of my knowledge have completed the following tasks. (All boxes must be checked)

- Established a gender equity committee at the high school. (list committee personnel provide attachment if necessary)

Name	Address	Phone	Title
Delmer Warren		859-236-6634	Title IX Coordinator
Elgin Emmons		236-5047	H.S. Principal
Mike Pittman		236-5047	AD/Coach
Jim Spears		236-4412	Teacher/Coach
Michelle Feistritz		236-5047	Teacher/Coach
Sharon Johnson		236-7900	Board Member
Jackie Smith		236-5047	H.S. Counselor

- Scheduled a minimum of three meetings during the 2000-2001 school year on the following dates:

Feb. 8<sup>th</sup>  
Feb. 14<sup>th</sup>  
April 1<sup>st</sup>

- Designated the following person as the Title IX coordinator for the school:

Elgin Emmons H.S. Principal Perryville Rd. Danville 859-236-5047  
Name Title Address Phone

- School personnel is continuing to make periodic reviews of the boys and girls athletics program reflected in the Corrective Action Plan.

- In addition to the above information, the above referenced school maintains a complete permanent file relative to Title IX records including copies of the self-assessment audit, all corrective action plans, and other related materials.

Elgin Emmons  
(School Authorized Signature)

Principal  
Position (Principal, Designated Rep)

4-16, 2001  
(Date)

Camela J. Rogers  
(Superintendent Signature)

Elder J. Caldwell  
(School Board Chairperson)

Kathy White	236-0585	Parent
Mark Morgan	236-0092	Parent
Taylor Beasley	236-1134	Student
Lindsay Zirnfeld	236-1962	Student

**ACCOMMODATION OF INTERESTS AND ABILITIES**  
**SUMMARY PROGRAM CHART 1**

**Participation Opportunities Test One**

Program	Enrollment (1)	Percentage of Total Enrollment (3)	Number of Interscholastic Participants (double and triple count) (4)	Percent of Total Participation (5)
GIRLS	395	49.12	233	44.72
BOYS	409	50.87	288	55.27
<b>Totals (2)</b>	<b>804</b>	<b>100%</b>	<b>521</b>	<b>100%</b>

Instructions:

\*Number of 8<sup>th</sup> grade students & below used in Column 4 calculations if applicable: 35

- 1) Determine the total number of girls enrolled.  
Determine the total number of boys enrolled.
- 2) Add the total number of girls and boys enrolled to determine total enrollment.
- 3) Calculate the percentage of total enrollment that is female. Calculate the percentage of total enrollment that is male.
- 4) Ask the head coaches to review the most updated eligibility or squad lists for their teams. Ask coaches to confirm the names of those individuals who are on the team as of the first date of competition, and cross out the names of those who were cut from the team or quit the team prior to the first competitive event. Determine the total number of interscholastic athletics participants that are girls. In order to determine the total number of athletics participants an individual should be counted each time he or she participates on a team. For example, if Jane Doe competes on the varsity volleyball team, the junior varsity volleyball team, the junior varsity basketball team, and the varsity softball team, she should be counted as four participants (do not include club or intramural sports participants or cheerleaders). Calculate the same way for boys and girls. \* In addition, should 8<sup>th</sup> grade students and below play on a Freshman, Junior Varsity, or Varsity team, they should also be counted for each team and sport they participate in. If applicable, please asterisk the above notation as to how many 8<sup>th</sup> grade students & below are included.
- 5) Calculate the percentage of female participation (Column 5) based on information from (Column 4).  
  
Calculate the percentage of male participation (Column 5) based on information from (Column 4).

Note: While being within three percent is not a formal compliance standard; if the percent listed in Column 5 is within 3% of Column 3, then it provides a good target within which compliance is likely.

Signature: Elgin Swanson Date: 4-16-01

**ACCOMMODATION OF INTERESTS AND ABILITIES**  
**SUMMARY PROGRAM CHART 2**

**Participation Opportunities Test Two**

Program	Number of Teams Currently Offered (1)	Number of Teams Added in Last Five Years (2)	Number of Participants Added in Last Five Years (3)	Percent of Total Participation By Sex (4)
GIRLS	varsity: 9	4	63	27.03
	j.v.: 7	3	41	17.59
	frosh: <del>2</del> 1			
	other:			
	total: 18	7	104	
BOYS	varsity: 9			
	j.v.: 8			
	frosh: <del>2</del> 1			
	other: 19	0	0	
	total:			

- 1) Calculate the number of interscholastic teams offered for girls at each competitive level (for example, varsity, junior varsity, and freshman levels).
- 2) Calculate the number of interscholastic teams that have been added in the last five years at each competitive level.
- 3) Determine the total number of participants that are currently on the teams that were added in the last five years.
- 4) Calculate the percentage of participants that have been added in the last five years. For example, if girls' varsity soccer (22 participants), junior varsity soccer (18 participants), junior varsity golf (8 participants), and freshman softball (15 participants) have been added in the last five years, then 63 participation opportunities have been added for girls. If the total number of female participants in the program is 300 (taken from Form T-1, Column 4), then 21% of the current opportunities (63 of 300) have been added in the last five years.

Note: If the percentage of current female participants added in the last five years is 25% or greater, compliance with test two may be possible. If less than 25%, then compliance with test three should be analyzed. **CAUTION:** 25% is not a formal compliance standard.

Signature:  Date: 4-16-01

**ACCOMMODATION OF INTERESTS AND ABILITIES**

**SUMMARY PROGRAM CHART 3**

**Participation Opportunities Test Three**

If girls are underrepresented in the interscholastic athletics program, answer the following questions for girls only. If boys are underrepresented in the interscholastic athletics program, answer the following questions for boys only.	GIRLS		BOYS
1. Is there an intramural team offered in a sport not now available in the interscholastic athletics program? (YES or NO)	No		
2. For a sport <u>not</u> currently offered, is there sufficient interest to form a viable interscholastic team based on participation on an intramural team or community recreation teams? (YES or NO)	No		
3. For a sport currently offered, is there enough interest to form a viable team for a junior varsity, freshman, or other interscholastic level that is not currently offered? (YES or NO)	No		
4. If you answered yes to question one, two, or three, are there enough other high schools in your school's normal competitive region offering the sport and competitive level of sport to constitute enough competition for a reasonable competitive schedule? (YES or NO)			

Signature: Elgin Swanson Date: 4-16-01




**ACCOMMODATION OF INTERESTS AND ABILITIES**  
**SUMMARY PROGRAM CHART 4**

**Levels of Competition Test One**

Team Levels	GIRLS	BOYS
Total Number of Athletics Participants in All Levels	233	288
1. Number of Varsity Teams Offered	9	9
2. Number of Participants on all Varsity Teams	131	173
3. Percentage of Total Varsity Participants By Sex	56.22	60.06
4. Number of Junior Varsity Teams Offered	7	8
5. Number of Participants on all Junior Varsity Teams	90	105
6. Percentage of Total Junior Varsity Participants By Sex	38.62	36.46
7. Number of Freshman Teams Offered	<del>1</del> 1	1 <del>1</del>
8. Numbers of Participants on all Freshman Teams	12	10
9. Percentage of Total Freshman Participants By Sex	5.15	3.47

- 1) Determine the number of teams at the varsity, junior varsity, and freshman levels for boys and girls. (#1, 4, 7)
- 2) Determine the total number of participants for boys and girls at each competitive level. (#2, 5, 8)
- 3) Calculate the percentage of female and male participants at each level. (3, 6, 9)  
Example: Take the total number of female participants from the Summary Program Chart 1 (Form T-1) and divide it into the number of total participants for each varsity, junior varsity and freshman level. Perform the same calculation for male participants. For example, if there are a total of 300 female participants, and 180 girls are on varsity teams, 80 girls on junior varsity teams, and 40 girls on freshman teams, then 60% of girls' participation opportunities are at the varsity level (180 divided by 300), 27% are at the junior varsity level (80 divided by 300), and 13% are at the freshman level (40 divided by 300). If there are a total of 400 male participants, and 250 participate at the varsity level, 100 boys participate on junior varsity teams, and 50 boys participate on freshman teams, then 63% of boys participate at the varsity level (250 divided by 400), 25% compete at the junior varsity level (100 divided by 400), and 13% compete at the freshman level (50 divided by 400).

Note: The total number of male/female participants should be the same as Column 4 on Summary Program Chart 1 on Form T-1.


Signature:  Date: 4-16-01

## 2000-2001 KHSAA TITLE IX ATHLETICS AUDIT

### Checklist - Overall Interscholastic Athletics Program

Areas of Compliance	ADVANTAGE TO		
	GIRLS' PROGRAM	BOYS' PROGRAM	NEITHER PROGRAM (Compliance)
Equipment and Supplies		✓	
Scheduling of Games and Practice Time			✓
Travel and Per Diem Allowances			✓
Coaching		✓	
Locker Rooms, Practice and Competitive Facilities		✓	
Medical and Training Facilities and Services			✓
Publicity			✓
Support Services			✓
Athletic Scholarships**			✓
Tutoring**			✓
Housing and Dining Facilities and Services**			✓
Recruitment of Student Athletes**			✓

\*\* Athletic scholarships, tutoring specifically for athletes, housing and dining facilities and services, and recruitment of student athletes are usually not relevant at the high school level.

Signature:  Date: 4-16-01

School Year: 2000-2001  
 Signature: [Signature]  
 Date: 4-15-01

**TITLE IX  
 CORRECTIVE ACTION PLAN**

To utilize this form indicate the intended area which needs corrective action and the suggested change time table for implementation. You may copy this form as needed. Please attach corrective action plans along with audit forms and submit by April 15, 2001.

ITEM FOR CORRECTION	SUGGESTED CHANGE	TIME TABLE FOR CORRECTIVE ACTION
<p>The school system does not have a softball field.             Unequal quality locker rooms for boys and girls</p>	<p>A softball field is being developed.             Continue to make changes at the high school to bring all locker rooms to state of equality.</p>	<p>Fall 2001             By Fall of 2002 we will have a plan to give equal gender access to our current locker room facilities and have a construction plan to make a permanent solution.</p>

**ACTION COMPONENT** Equity  School  District  
 Preliminary  Revised

District Name Boyle County Component Manager Boyd, Cora, Smith

School Name BCHS Current Date 3-28-00

Public  Private, Non-Profit

**I. Priority Need:**

To ensure equal athletic facilities according to KHSAA Guidelines

**Goal: (A goal addresses a Priority Need)**

(Begin with #A) To provide equal athletic facilities for both male + female sports

**II.**

**Cause(s)/Contributing Factors:**

(based on needs analysis)  
 The needs analysis showed we need a softball field for the girls softball team and equal locker room facilities for both male + female sports.

**Measurable Objective(s):**

(Objectives address Causes or Contributing Factors)

(Begin with #A1)

- A1 Build a soft ball field
- A2 Provide equal locker facilities for male + female sports.

ION COMPONENT Equity (Con't)  School  District  
 Preliminary  Revised

istrict Name Boyle County Component Manager Bord, Carr, Smith  
 ool Name BCHS Current Date 3-28-00

Public  Private, Non-Profit

Strategies/Activities [activity or sequence of activities to achieve objective(s)]

Strategy/Activity (by Objective by #)	Expected Impact (with measures) on Educational Practice and Student Learning	Responsible Person(s)	Start Date	End Date	Estimated Costs	Fund Source
under Objective #11) Planes have been moved by <del>contractor</del> <sup>contractor</sup> to build softball field	Equal facilities for both male + female sports	Boyle Co. Board of Ed.	Present	Fall 2002	Not Available	Board of Education
2 Equal locker facilities will include in <del>where</del> <sup>where</sup> athletic building facilities	Equal locker <del>rooms</del> <sup>rooms</sup> facilities	Board of Ed. + Athletic Director	Present	<del>ongoing</del> <sup>ongoing</sup>	Not Available	Board of Education and Community

**ACTION COMPONENT** Equity  School  District  
 Preliminary  Revised

District Name Boyle County Component Manager Boyd, Carr, Smith

School Name BCHS Current Date 3-28-00

Public  Private, Non-Profit

I.

**Priority Need:**  
To ~~ensure~~ <sup>ensure</sup> equal athletic opportunities according to KHSAA guidelines

**Goal:** (A goal addresses a Priority Need)  
(Begin with #A) To maintain equal athletic opportunities for all students regardless of ~~gender~~ <sup>socio economic level</sup>

II.

<b>Cause(s)/Contributing Factors:</b> (based on needs analysis) KHSAA guidelines require that we provide equality according to gender. Some sports require that students pay for their own athletic gear, uniforms, etc. Therefore discriminating against lower socio-economic students. Currently the <del>best</del> <sup>highest scoring</sup> cheerleading squad cheer for male dominated teams and the lower scoring cheerleading squads cheer for the female dominated teams.	<b>Measurable Objective(s):</b> (Objectives address Causes or Contributing Factors) (Begin with #A1) A1 We will <del>be</del> continue to provide an equal number of athletic opportunities according to gender. A2 <del>for</del> <sup>NO</sup> sports will <del>not</del> discriminate between socio economic level <del>teams</del> A3 Make appropriate changes to ensure that all cheerleading squads equally represent boys + girls sports.
--	---

ACTION COMPONENT Equity (Con't)  School  District  
 Preliminary  Revised

District Name Boyle County Component Manager Boyd, Carr, Smith  
 School Name BCHS Current Date 3-28-00

Public  Private, Non-Profit

III. Strategies/Activities [activity or sequence of activities to achieve objective(s)]

Strategy/Activity (Identify Objective by #)	Expected Impact (with measures) on Educational Practice and Student Learning	Responsible Person(s)	Start Date	End Date	Estimated Costs	Fund Source
(Begin under Objective #A1) A1 Offer equal number of sports for each gender	There will be no discrimination between genders.	Athletic Director	present	ongoing	NA	NA
A2 Provide equipment, uniform etc. for students who would not be able to participate because of socioeconomic level.	There will be no racial or socioeconomic discrimination for participation in sports activities	Athletic Director & Individual Coaches	present	ongoing	Varies according to need	Athletic Fund

A3 Restructure the schedule so that each sport has equal ~~representative~~ <sup>Provide Equity among</sup> representative of both squad. all sports as it relates to cheerleading squads

Athletic Director  
 Cheerleading @ ~~Boyle County~~ Sponsors

Fall 2000 ~~past~~ ongoing NA

**ACTION COMPONENT** Equity  School  District  
 Preliminary  Revised

District Name Boyle County Component Manager Boyd, Cass, Smith  
School Name BCHS Current Date 3-28-00

Public  Private, Non-Profit

**I.**

**Priority Need:**  
~~According to the 2000-2001 survey of Boyle County, KY, the priority need is to address the gender inequality currently there in vocational class.~~  
Goal: (A goal addresses a Priority Need)  
(Begin with #A)  
Recruit Non traditional students in the course identified

**II.**

**Cause(s)/Contributing Factors:**  
(based on needs analysis)  
According to enrollment there are 10.7% females + 89.3% males in Construction Tech. Courses. There are 84.1% females + 15.9% males in Human Services courses and 86% females + 14% males in Health Careers Courses

**Measurable Objective(s):**  
(Objectives address Causes or Contributing Factors)  
(Begin with #A1)  
A1 Encourage non traditional students to enroll in Construction Tech. courses in order to achieve gender equity by 2002  
A2 Encourage non traditional students to enroll in Human Services courses in order to achieve gender equity by 2002  
A3 Encourage non traditional students to enroll in Health Careers courses in order to achieve gender equity by 2002.

enroll in Health careers ~~courses~~ courses in order to achieve gender equity by 2002.



ACTION COMPONENT Equity (Con't)  School Preliminary  District Revised

District Name Boyle County Component Manager Boyd, Carr, Smith  
 School Name BCHS Current Date 3-28-00

Public  Private, Non-Profit

III. Strategies/Activities [activity or sequence of activities to achieve objective(s)]

Strategy/Activity (Identify Objective by #)	Expected Impact (with measures) on Educational Practice and Student Learning	Responsible Person(s)	Start Date	End Date	Estimated Costs	Fund Source
(Begin under Objective #11) All with the addition of the new manufacturing + engineering technology lab counselors and advisors will encourage all students to consider the courses. Ala Provide open house/tours of	Non traditional students will enroll in these vocational courses.  Increase awareness of	<del>Staff</del> Counselors and Advisors  Principal	Present	ongoing <del>3-28-00</del>	None	None

the new facility  
 and courses available  
 in this area.  
 courses available  
 to students in  
 this area.

DISTRICT COMPONENT Equity (Con't)  School  District  
 Preliminary  Revised  
 District Name Boyle County Component Manager Boyd Carr Smith  
 School Name BCHS Current Date 3-28-00

Public  Private, Non-Profit  
 Strategies/Activities [activity or sequence of activities to achieve objective(s)]

Activity/Activity Objective by #)	Expected Impact (with measures) on Educational Practice and Student Learning	Responsible Person(s)	Start Date	End Date	Estimated Costs	Fund Source
Under Objective #A1) To recruit traditional students in Human Services area by providing all incoming freshman a tour of the classes and information on the courses available	<del>Decrease</del> Increase awareness to all students of courses available in this area.	Middle School FACS teacher and High School FACS Teacher	Present	ongoing	<del>None</del> None	<del>None</del> None

ION COMPONENT Equity (Con't)  School  District  
 Preliminary  Revised  
 District Name Boyle County Component Manager Boyd, Carr Smith  
 School Name BCHS Current Date 3-28-00

Public  Private, Non-Profit  
 Strategies/Activities [activity or sequence of activities to achieve objective(s)]

Strategy/Activity (by Objective by #)	Expected Impact (with measures) on Educational Practice and Student Learning	Responsible Person(s)	Start Date	End Date	Estimated Costs	Fund Source
under Objective #A1) 2 b incoming freshmen students will participate in club fair -have FCCLA will provide an information display booth	Encourage to Students to join and participate in FCCLA which is part of the Human Services area	FCCLA Sponsors	Spring 2000	Ongoing	NONE	NONE

~~to~~ increase awareness in this area

ION COMPONENT Equity (Con't)  School  District  
 Preliminary  Revised  
 trict Name Boyle County Component Manager Boyd, Carr, Smith  
 ool Name BCHS Current Date 3-28-00

Public  Private, Non-Profit  
 Strategies/Activities [activity or sequence of activities to achieve objective(s)]

Strategy/Activity (Specify Objective by #)	Expected Impact (with measures) on Educational Practice and Student Learning	Responsible Person(s)	Start Date	End Date	Estimated Costs	Fund Source
under Objective #A1) -3 counselors and advisors will take students more of the opportunities available in the health areas area	Nontraditional students will enroll in these vocational courses.	Counselors and Advisors	Present	Ongoing	None	None

INTERSCHOLASTIC ATHLETICS SURVEY  
Summary Of Student Responses

Instructions:

1. Summarize the Student Athletics Interest Surveys by listing the total number of responses on the line next to each sport.
2. Under the other category please provide a listing of the sports as well as the number of students who are interested in participating.
3. Please sign and date the Summary Form (T-63) and mail the Summary Form only to the KHSAA by April 15, 2001. Do not mail the original.

Date: 4-13-01  
Completed By: Mike Pittman

Fall Sports (List Total Number of Participation Responses)

80 Football  
88 Girls' Volleyball  
17 Boys' Volleyball  
17 Boys' Cross-Country  
13 Girls' Cross-Country  
28 Girls' Field Hockey  
22 Boys' Golf  
18 Girls' Golf  
28 Boys' Soccer  
28 Girls' Soccer

Winter Sport (List Total Number of Responses)

67 Boys' Basketball  
42 Girls' Basketball  
18 Boys' Swimming & Diving  
24 Girls' Swimming & Diving  
34 Boys' Wrestling  
70 Girls' Gymnastics  
43 Boys' Indoor Track  
43 Girls' Indoor Track

Spring Sport (List Total Number of Responses)

46 Boys' Track  
43 Girls' Track  
35 Girls' Tennis  
20 Boys' Tennis  
52 Girls' Slow Pitch Softball  
37 Girls' Fast Pitch Softball  
55 Boys' Baseball

Other Sports (From Survey Question 10)

Name of Sport

Number of Students Interested In Participating

\_\_\_\_\_  
 \_\_\_\_\_  
 \_\_\_\_\_  
 \_\_\_\_\_  
 \_\_\_\_\_  
 \_\_\_\_\_  
 \_\_\_\_\_

\_\_\_\_\_  
 \_\_\_\_\_  
 \_\_\_\_\_  
 \_\_\_\_\_  
 \_\_\_\_\_  
 \_\_\_\_\_  
 \_\_\_\_\_

Number of Students who participate in Intramural Sports. (From Survey Question 5)

Sport

Number

~~NA~~

~~SE~~  
 \_\_\_\_\_  
 \_\_\_\_\_  
 \_\_\_\_\_  
 \_\_\_\_\_  
 \_\_\_\_\_

85 yes  
 344 no  
 \_\_\_\_\_  
 \_\_\_\_\_  
 \_\_\_\_\_  
 \_\_\_\_\_

List Intramural Sports students are interested in adding: (From Survey Question 6)

Sport

Number

Wrestling  
 Dance  
 Indoor Soccer  
 Powder Puff  
 \_\_\_\_\_  
 \_\_\_\_\_

21  
 63  
 9  
 18  
 \_\_\_\_\_  
 \_\_\_\_\_

Participation in Non-School Sports Activities (From Survey Question 7)

Sport

Number

\_\_\_\_\_  
 \_\_\_\_\_  
 \_\_\_\_\_  
 \_\_\_\_\_  
 \_\_\_\_\_  
 \_\_\_\_\_

192 yes  
 303 no  
 \_\_\_\_\_  
 \_\_\_\_\_  
 \_\_\_\_\_  
 \_\_\_\_\_

Reasons for not participating in interscholastic athletics. (From Survey Question 8)

Response	Number
<u>34</u> I prefer other activities such as band, chorus, etc.	
<u>87</u> I don't have time	
<u>36</u> The practice schedules and game times are inconvenient	
<u>29</u> The sport I like isn't offered	
<u>17</u> It's too expensive	
<u>14</u> I prefer to participate in club or intramural sports	
<u>43</u> Working	
<u>63</u> Other	

Student Suggestions to encourage participation

---

---

---



---

---

---

---

---

  
Signature 

4-13-01  
Date

These papers should  
have accompanied our  
Title IX Info sent in  
earlier. They are in  
response to things asked  
for in our Title IX  
audit report.

APR 19 2001

Thanks  
Mike Pittman  
Boyle Co



SELECTION OF CHEERLEADERS  
AT  
BOYLE COUNTY HIGH SCHOOL

Cheerleaders at Boyle County High School are selected by KAPOS judges from outside the school system. The judges rank the students with the top sixteen named to the black squad and the next sixteen (or less) named to the gold squad.

The black squad cheers for all football games and girls soccer. The gold squad cheers selected football games and all boys soccer games. During basketball season, the black squad does half boys and half girls, alternating with the gold squad.

GIRLS AND BOYS BASKETBALL GAMES  
SCHEDULING

The girls basketball team plays its games on Mondays and Thursdays. For scheduled boy/girl doubleheader we use the following format: if the doubleheader is scheduled on Monday or Thursday, the boys play first and the girls second; if the doubleheader is Tuesday or Friday, the girls play first and the boys second. This year during district tournament the boys played first, the girls second; next year we will reverse the order of play.

## BOYLE COUNTY BOYS BASKETBALL 2000-2001

December 12	Madison Central	Home
December 15	E-Town	Home
December 19	Somerset	Away
December 21-23	Glasgow Tourney	
December 27-30	Nelson County Tourney	
January 2	Danville	Away
January 5	Mercer County	Home
January 6	Lincoln County	Home
January 9	Harrodsburg	Away
January 11	Casey County	Home B/G
January 13	Bryan Station	Away
January 16	Anderson County	Home
January 19	Lincoln County	Away B/G
January 23	North Laurel	Away
January 30	Danville	Home
February 2	Casey County	Away
February 9	Garrard County	Home B/G
February 10	Sweetheart Classic	Bryan Station
February 13	Franklin County	Home
February 16	Tates Creek	Home
February 19	Wayne County	Away B/G
February 23	Pulaski County	Home

# Boyle County

## 2000-2001

### Lady Rebels

<u>DATE</u>	<u>DAY</u>	<u>TEAM</u>	<u>PLACE</u>	<u>JV/VARSITY</u>
NOV. 27	Mon	Garrard County	Away	6:00 -7:30
30	Thurs	Casey County	Away	6:00 -7:30
DEC. 4	Mon	Lafayette	Away	6:00 -7:30
7	Thurs	Danville	Home	6:00 -7:30
11	Mon	Lincoln County	Home	6:00 -7:30
14	Thurs	Somerset	Away	6:00 -7:30
27 -29		Orlando-Evans Holiday Tournament	Away	TBA
JAN. 8	Mon	Danville	Away	6:00 -7:30
11	Thurs	Casey County B/G	Home	8:00
13 -14		Cynthiana Lions Club Tournament	Away	TBA
19	Fri	Lincoln County B/G	Away	6:00
22	Mon	North Laurel	Away	6:00 -7:30
25	Thurs	Pulaski County	Away	6:00 -7:30
29	Mon	Anderson County	Home	6:00 -7:30
FEB. 1	Thurs	South Laurel	Home	6:00 -7:30
5	Mon	Mercer County	Away	6:00 -7:30
8	Thurs	Southwestern	Home	6:00 -7:30
9	Fri	Garrard County B/G	Home	6:00
12	Mon	Dunbar	Home	6:00 -7:30
15	Thurs	Monticello	Away	6:30 -8:00
19	Mon	Wayne County B/G	Away	8:00
22	Thurs	McCreary Central	Home	6:00 -7:30

Feb. 26 - March 2 District Tournament

Boyle County

APR 19 2001

APR 1 2001

APR 1 2001

To: Title Nine Committee  
Eva Brunton  
Darren Gillespie  
Barbie Harris  
Billy Lange  
Julia McKay  
Bill Melton  
Henry Payne  
Lisa Selby  
Byron Wilson  
Diane Everett  
Wilton McMillan

From: Paul Smiley and Lori Mohan – Title Nine Committee Co-Chairpersons

Date: April 5, 2001

RE: April 2, 2001 – Committee Meeting Minutes

- The “Coaches Collection Committee” presented all the information collected for the KHSAA Title Nine Forms due to the KHSAA office by April 15, 2001.
- All the information was approved by the committee present. (Anyone who missed the meeting and wants a copy of the KHSAA report, contact Paul Smiley and one will be sent to you.)
- Update on year 2000-2001 corrective action plan items:
  1. Girls Locker Room plan was processed to Mr. Tom Kearns – Maintenance Supervisor. Mr. Kearns anticipates the work to be completed by June 30, 2001.
  2. Weight Room Upgrading is still in the establishment of a committee stage. The goal of completion of June 30, 2001 is still a reality.
  3. Uniform Placement Chart is being followed and processed by purchase orders.
- Coaches Handbook Committee report from Julia McKay: “I found the coaches handbook to be equal for girls and boys, in fact, the rules and procedures are followed as they are actually written.”
- Reminder – The last Title Nine Meeting and Agenda is as follows:

May 8, 2001 at 3:15 p.m. in the Green and White Room.

  1. Financial Report – Equity
  2. Coaches Data Review
  3. Review Action Plan for the 2001-2002 School Year

Thank you for your ongoing participation on this school committee!

Cc: Dr. Harvey Corson – KSD Superintendent  
Brigid DeVries – KHSAA Title Nine Officer