


# Kentucky High School Athletic Association

To: Superintendent, Principal, and Athletic Director \_\_\_\_\_

From: Louis Stout, Commissioner  
Brigid L. DeVries, Executive Assistant Commissioner



Date: June 5, 2001

Subject: Review of 2000-2001 Title IX Forms

Enclosed please find a copy of a review of the 2000-2001 Title IX Forms, submitted by your school. A copy of this information must be included in your permanent Title IX file at your school. In addition, you may find an attachment with corrected copies of the forms submitted by your school personnel. Please review this information so the forms can be completed accurately in the future.

Also, KHSAA Audit Staff may have requested a re-submission of some of the 2000-2001 Title IX forms or need additional information on your athletic programs. Please submit this information by the date requested if this is applicable.

Remember your permanent Title IX file at the school must be kept current with information pertaining to your athletics program. Copies of all KHSAA required documents should be part of this file and are subject to Open Records requests.

Should you need any further information, please do not hesitate to call anytime.

Memo

To: KHSAA Member School Superintendents, Principals, and Athletic Directors

From: Louis Stout, Commissioner  
Brigid L. Devries, Executive Assistant Commissioner

Date: May 22, 2001

RE: 2001 Title IX Forms Submission

School Elizabethtown HS Reviewed By DANNY C. REEVES / Walter Mullins  
5/24/01

The following is a status report regarding the required 2000 - 2001 Title IX submission of forms due in to the KHSAA office by April 15, 2001. Appropriate audit personnel have reviewed these forms and the following is a summary of this review.

I. Checklist of Forms properly submitted in a satisfactory manner:

- GE 19 (Annual Verification)
- T-1 (Summary Program Chart 1)
- T-2 (Summary Program Chart 2)
- T-3 (Summary Program Chart 3)
- T-4 (Summary Program Chart 4)
- T-41 (Checklist - Overall Interscholastic Program)
- T-60 (Corrective Action Plan)
- T-63 (Interscholastic Survey Results)

II. Status

- A.  2000 - 2001 Forms are satisfactory and no further information or action is necessary at this time.
- B.  Errors have been noted with respect to the following forms and corrected copies are being returned to you for placement in your Title IX file to ensure proper submission in the future.

\_\_\_\_\_  
\_\_\_\_\_

- C.  The following forms were omitted and must be submitted by school representatives.

\_\_\_\_\_  
\_\_\_\_\_

- D.  Other Recommendation and Comments:

*Regarding additional data requested from the 1999-2000 school year, the data submitted on total coaching experience for boys' & girls' teams indicate three times more experience in boys' coaching ranks than girls'. It is recommended that the school document its recruiting methods to reflect attempts to employ more experienced coaches as positions come open.*

\_\_\_\_\_  
\_\_\_\_\_

# ELIZABETHTOWN INDEPENDENT SCHOOLS

(270) 765-6146

219 Helm Street  
Elizabethtown, KY 42701

(270) 765-2158 Fax

Paul S. Upchurch, Superintendent

---

April 4, 2001

APR 05 2001

APR 05 2001

Commissioner Louis Stout  
Kentucky High School Athletic Association  
2280 Executive Drive  
Lexington, KY 40505


Dear Commissioner Stout,

Enclosed is the 2000/2001 Kentucky High School Athletic Association Annual Verification of Title IX Procedures for Elizabethtown High School. The additional information requested by the Title IX KHSAA Audit Report is also enclosed.

If additional information or clarification is needed, please call my office at (270) 765-6146.

Thank you for your assistance.

Sincerely,



Gary French  
Assistant Superintendent for Student Services

APR 05 2001



**KENTUCKY HIGH SCHOOL ATHLETIC ASSOCIATION  
ANNUAL VERIFICATION OF TITLE IX PROCEDURES**  
(To be submitted by April 15, 2001 along with other required forms)

The Elizabethtown High School, Elizabethtown, Kentucky  
(Name of High School) (City)

certifies to the Kentucky High School Athletic Association that the following is an accurate and true representation of the facts surrounding compliance with Title 20, U.S.C. Titles 1681-1688, et. Seq. (also known as Title IX)

I certify the following provisions in accordance with records at the school contained in the permanent Title IX file, and to the best of my knowledge have completed the following tasks. (All boxes must be checked)

Established a gender equity committee at the high school. (list committee personnel provide attachment if necessary)

Name	Address	Phone	Title
Gary French	219 Helm St. Elizabethtown	(270)765-6146	Asst. Supt. Student Services
Doug Barnes	620 N. Mulberry E'town	(270)769-3381	Athletic Director
George Lynch	323 Morningside E'town	(270)769-6343	Golf Coach
Ruth Sorace	620 N. Mulberry E'town	(270)769-3381	Principal
Tim Mudd	620 N. Mulberry E'town	(270)769-3381	Girls' Basketball Coach
Patrick Black	323 Morningside E'town	(270)769-6343	Boys' Soccer Coach
Linda Keith	782 Bates Rd. E'town	(270)737-6007	Parent of female athlete

\*\*\* SEE ATTACHED PAGE FOR ADDITIONAL MEMBERS.

Scheduled a minimum of three meetings during the 2000-2001 school year on the following dates:  
January 17, 2001  
March 8, 2001  
April 2, 2001

Designated the following person as the Title IX coordinator for the school:

Name	Title	Address	Phone
Gary French	Asst. Supt. Student Services	219 Helm St. E'town	(270)765-6146

School personnel is continuing to make periodic reviews of the boys and girls athletics program reflected in the Corrective Action Plan.

In addition to the above information, the above referenced school maintains a complete permanent file relative to Title IX records including copies of the self-assessment audit, all corrective action plans, and other related materials.

Ruth Sorace  
(School Authorized Signature)

Ruth Sorace  
Position (Principal, Designated Rep)

4/2, 2001  
(Date)

Paul M. ...  
(Superintendent Signature)

W. T. ...  
(School Board Chairperson)

Name	Address	Phone	Title
Bob Harris	107 Peachtree E'town	(270)765-6095	Board Member
Katherine Christian	312 Deer Run Way	E'town (270) 737-2731	Student
Joshua Pedigo	115 Commanche	E'town (270) 765-7643	Student

**ACCOMMODATION OF INTERESTS AND ABILITIES**

**SUMMARY PROGRAM CHART 1**

**Participation Opportunities Test One**


Program	Enrollment (1)	Percentage of Total Enrollment (3)	Number of Interscholastic Participants (double and triple count) (4)	Percent of Total Participation (5)
<b>GIRLS</b>	355	51%	201*	46%
<b>BOYS</b>	335	49%	237*	54%
<b>Totals (2)</b>	690	<b>100%</b>	438*	100%

\*Number of 8th grade students & below used in Column 4 calculations if applicable: 27

Instructions:

- 1) Determine the total number of girls enrolled.  
Determine the total number of boys enrolled.
- 2) Add the total number of girls and boys enrolled to determine total enrollment.
- 3) Calculate the percentage of total enrollment that is female. Calculate the percentage of total enrollment that is male.
- 4) Ask the head coaches to review the most updated eligibility or squad lists for their teams. Ask coaches to confirm the names of those individuals who are on the team as of the first date of competition, and cross out the names of those who were cut from the team or quit the team prior to the first competitive event. Determine the total number of interscholastic athletics participants that are girls. In order to determine the total number of athletics participants an individual should be counted each time he or she participates on a team. For example, if Jane Doe competes on the varsity volleyball team, the junior varsity volleyball team, the junior varsity basketball team, and the varsity softball team, she should be counted as four participants (do not include club or intramural sports participants or cheerleaders). Calculate the same way for boys and girls.
- 5) Calculate the percentage of female participation (column 1) based on information from (column 4).  
  
Calculate the percentage of male enrollment (column 1) based on information from (column 4).

Note: While being within three percent is not a formal compliance standard; if the percent listed in column 5 is within 3% of column 3 then it provides a good target within which compliance is likely.

Signature:  Date: 4/2/01


**ACCOMMODATION OF INTERESTS AND ABILITIES**  
**SUMMARY PROGRAM CHART 2**

**Participation Opportunities Test Two**

Program	Number of Teams Currently Offered (1)	Number of Teams Added in Last Five Years (2)	Number of Participants Added in Last Five Years (3)	Percent of Total Participation By Sex (4)
GIRLS	<b>varsity:</b> 8	0	0	N/A
	<b>j.v.:</b> 7	0	0	N/A
	<b>frosh:</b> 2	0	0	N/A
	<b>other:</b> 0	N/A	N/A	N/A
	<b>total:</b> 17	0	0	N/A
BOYS	<b>varsity:</b> 9	0	0	N/A
	<b>j.v.:</b> 8	0	0	N/A
	<b>frosh:</b> 3	0	0	N/A
	<b>other:</b> 0	0	0	N/A
	<b>total:</b> 20	0	0	N/A

- 1) Calculate the number of interscholastic teams offered for girls at each competitive level (for example, varsity, junior varsity, and freshman levels).
- 2) Calculate the number of interscholastic teams that have been added in the last five years at each competitive level.
- 3) Determine the total number of participants that are currently on the teams that were added in the last five years.
- 4) Calculate the percentage of participants that have been added in the last five years. For example, if girls' varsity soccer (22 participants), junior varsity soccer (18 participants), junior varsity golf (8 participants), and freshman softball (15 participants) have been added in the last five years, then 63 participation opportunities have been added for girls. If the total number of female participants in the program is 300, taken from form T-1, column 4 then 21% of the current opportunities (63 of 300) have been added in the last five years. Note: The total number of male/female participants should be the same as item 4 on Summary Program Chart 1 on form T-1.

Note: If the percentage of current female participants added in the last five years is 25% or greater, compliance with test two may be possible. If less than 25%, then compliance with test three should be analyzed. CAUTION: 25% is not a formal compliance standard. The count shall be taken on the first day of competition for students that are officially members of the team.


Signature:  Date: 4/2/01

**ACCOMMODATION OF INTERESTS AND ABILITIES**

**SUMMARY PROGRAM CHART 3**

**Participation Opportunities Test Three**

If girls are underrepresented in the interscholastic athletics program, answer the following questions for girls only. If boys are underrepresented in the interscholastic athletics program, answer the following questions for boys only.	GIRLS		BOYS
1. Is there an intramural team offered in a sport not now available in the interscholastic athletics program? (YES or NO)	YES		NO
2. For a sport <u>not</u> currently offered, is there sufficient interest to form a viable interscholastic team based on participation on an intramural team or community recreation teams? (YES or NO)	YES		NO
3. For a sport currently offered, is there enough interest to form a viable team for a junior varsity, freshman, or other interscholastic level that is not currently offered? (YES or NO)	NO		NO
4. If you answered yes to question one, two, <u>or</u> three, are there enough other high schools in your school's normal competitive region offering the sport and competitive level of sport to constitute enough competition for a reasonable competitive schedule? (YES or NO)	YES		NO

Signature:  Date: 4/2/01



**ACCOMMODATION OF INTERESTS AND ABILITIES**  
**SUMMARY PROGRAM CHART 4**

**Levels of Competition Test One**

Team Levels	201	237
Total Number of Athletics Participants in All Levels	GIRLS	BOYS
1. Number of Varsity Teams Offered	8	9
2. Number of Participants on all Varsity Teams	108	112
3. Percentage of Total Varsity Participants By Sex	54%	47%
4. Total Number of Male Participants At All Levels		237
5. Number of Junior Varsity Teams Offered	5	6
6. Number of Participants on all Junior Varsity Teams	65	75
7. Percentage of Total Junior Varsity Participants By Sex	32%	32%
8. Number of Freshman Teams Offered	2	3
9. Numbers of Participants on all Freshman Teams	28	50
10. Percentage of Total Freshman Participants By Sex	14%	21%

- 1) Determine the number of teams at the varsity, junior varsity, and freshman levels for boys and girls. (#1, 5, 8)
- 2) Determine the total number of participants for boys and girls at each competitive level. (#2, 6, 9)
- 3) Calculate the percentage of female and male participants at each level. (3, 6, 9)  
Example: Take the total number of female participants from the Summary Program Chart 1 (form T-1) and divide it into the number of total participants for each level, varsity, junior varsity and freshman levels. Perform the same calculation for male participants. For example, if there are a total of 300 female participants, and 180 girls are on varsity teams, 80 girls on junior varsity teams, and 40 girls on freshman teams, then 60% of girls' participation opportunities are at the varsity level (180 divided by 300), 27% are at the junior varsity level (80 divided by 300), and 13% are at the freshman level (40 divided by 300). If there are a total of 400 male participants, and 250 participate at the varsity level, 100 boys participate on junior varsity teams, and 50 boys participate on freshman teams, then 63% of boys participate at the varsity level (250 divided by 400), 25% compete at the junior varsity level (100 divided by 400), and 13% compete at the freshman level (50 divided by 400).

Signature:  Date: 4/2/01

## 2000-2001 KHSAA TITLE IX ATHLETICS AUDIT

### Checklist - Overall Interscholastic Athletics Program

Areas of Compliance	ADVANTAGE TO		
	GIRLS' PROGRAM	BOYS' PROGRAM	NEITHER PROGRAM (Compliance)
<b>Opportunities</b>		X*	
<b>Equipment and Supplies</b>			X
<b>Scheduling of Games and Practice Time</b>			X
<b>Travel and Per Diem Allowances</b>			X
<b>Coaching</b>			X
<b>Locker Rooms, Practice and Competitive Facilities</b>		X*	
<b>Medical and Training Facilities and Services</b>			X
<b>Publicity</b>			X
<b>Support Services</b>			X
<b>Athletic Scholarships**</b>			N/A
<b>Tutoring**</b>			N/A
<b>Housing and Dining Facilities and Services**</b>			N/A
<b>Recruitment of Student Athletes**</b>			N/A

\* These items are being addressed through the addition of volleyball & fac. const.

\*\* Athletic scholarships, tutoring specifically for athletes, housing and dining facilities and services, and recruitment of student athletes are usually not relevant at the high school level.

Signature:  Date: 4/2/01

School Year: 2001/2002  
 Signature: *[Signature]*  
 Date: April 2, 2001

## TITLE IX CORRECTIVE ACTION PLAN

To utilize this form indicate the intended area which needs corrective action and the suggested change time table for implementation. You may copy this form as needed. Please attach corrective action plans along with audit forms and submit by April 15, 2001.

ITEM FOR CORRECTION	SUGGESTED CHANGE	TIME TABLE FOR CORRECTIVE ACTION
1. Prime time scheduling of games  2. Upgrade Softball Facility  3. Upgrade Dressing/Office/Storage Facilities for Softball - Soccer - Track - Cross Country  4. Equalization of Varsity participation opportunities	1. Exchange Boys/Girls Basketball prime time game nights  2a. Upgrade playing surface b. Repair fence c. New bleachers (5-row/27') d. Bleachers (5-row/27') e. Locker/Storage/Office Facility  3. Construct a Dressing/Office/Storage Facility  4. Add Volleyball into our athletic programs	1. 2001/2002  2a. 2001/2002 b. 2001/2001 c. 2001/2002 d. 2002/2003 e. 2004/2005  3. 2004/2005  4. 2001/2002

INTERSCHOLASTIC ATHLETICS SURVEY  
Summary Of Student Responses

Instructions:

1. Summarize the Student Athletics Interest Surveys by listing the total number of responses on the line next to each sport.
2. Under the other category please provide a listing of the sports as well as the number of students who are interested in participating.
3. Please sign and date the Summary Form (T-64) and mail the Summary Form only to the KHSAA by April 15, 2001. Do not mail the original.

Date: 2/5/01  
Completed By: DOUG BARNES

Fall Sports (List Total Number of Participation Responses)

<u>111</u>	Football
<u>114</u>	Girls' Volleyball
<u>24</u>	Boys' Volleyball
<u>6</u>	Boys' Cross-Country
<u>17</u>	Girls' Cross-Country
<u>15</u>	Girls' Field Hockey
<u>25</u>	Boys' Golf
<u>20</u>	Girls' Golf
<u>40</u>	Boys' Soccer
<u>46</u>	Girls' Soccer

Winter Sport (List Total Number of Responses)

<u>73</u>	Boys' Basketball
<u>41</u>	Girls' Basketball
<u>5</u>	Boys' Swimming & Diving
<u>34</u>	Girls' Swimming & Diving
<u>66</u>	Boys' Wrestling
<u>44</u>	Girls' Gymnastics
<u>17</u>	Boys' Indoor Track
<u>16</u>	Girls' Indoor Track

Spring Sport (List Total Number of Responses)

<u>43</u>	Boys' Track
<u>31</u>	Girls' Track
<u>36</u>	Girls' Tennis
<u>20</u>	Boys' Tennis
<u>30</u>	Girls' Slow Pitch Softball
<u>48</u>	Girls' Fast Pitch Softball
<u>58</u>	Boys' Baseball

Other Sports (From Survey Question 10)

<u>Name of Sport</u>	<u>Number of Students Interested In Participating</u>
<u>GIRL'S VOLLEYBALL</u>	<u>114</u>
<u>GIRL'S FIELD HOCKEY</u>	<u>15</u>
<u>GIRL'S GYMNASTICS</u>	<u>44</u>
<u>WRESTLING</u>	<u>66</u>
<u>GIRL'S SP SOFTBALL</u>	<u>30</u>
<u> </u>	<u> </u>
<u> </u>	<u> </u>
<u> </u>	<u> </u>

Number of Students who participate in Intramural Sports. (From Survey Question 5)

<u>Sport</u>	<u>Number</u>
<u>POWDER PUFF FOOTBALL</u>	<u>22</u>
<u>FLAG FOOTBALL</u>	<u>31</u>
<u>BASKETBALL</u>	<u>14</u>
<u> </u>	<u> </u>
<u> </u>	<u> </u>
<u> </u>	<u> </u>

List Intramural Sports students are interested in adding: (From Survey Question 6)

<u>Sport</u>	<u>Number</u>
<u>SOCCER (INDOOR)</u>	<u>23</u>
<u> </u>	<u> </u>
<u> </u>	<u> </u>
<u> </u>	<u> </u>
<u> </u>	<u> </u>
<u> </u>	<u> </u>

Participation in Non-School Sports Activities (From Survey Question 7)

<u>Sport</u>	<u>Number</u>
<u>CHURCH BASKETBALL</u>	<u>**NOT ALL STUDENTS THAT CHECKED</u>
<u>INDOOR SOCCER</u>	<u>"YES" ON QUESTION #7 ANSWERED</u>
<u>BOWLING</u>	<u>THE SECOND PART OF THE QUESTION,</u>
<u>WEIGHTLIFTING</u>	<u>"IF YES, WHICH SPORTS?"</u>
<u>PING PONG</u>	<u> </u>
<u>HOCKEY</u>	<u> </u>

Reasons for not participating in interscholastic athletics. (From Survey Question 8)

Response	Number
----------	--------

- 44 I prefer other activities such as band, chorus, etc.
- 71 I don't have time
- 24 The practice schedules and game times are inconvenient
- 43 The sport I like isn't offered
- 5 It's too expensive
- 10 I prefer to participate in club or intramural sports
- 49 Working
- 26 Other

PARENTAL PREVENTION, DID NOT MAKE TEAM, LOW SKILL LEVEL, PLAYER/COACH DISAGREEMENT

Student Suggestions to encourage participation

- ADD VOLLEYBALL
- ADD DANCE TEAM
- ANNOUNCE SIGN-UPS AND TRYOUTS MORE
- NO DRUG TESTS
- MORE PEP RALLYS

  
Signature

4/2/01  
Date

# ELIZABETHTOWN INDEPENDENT SCHOOLS

(270) 765-6146

219 Helm Street  
Elizabethtown, KY 42701

(270) 765-2158 Fax

---

Paul S. Upchurch, Superintendent

APR 05 2001

## MEMORANDUM

**TO:** Louis Stout  
Bridgett DeVries

**FROM:** Gary French

**SUBJECT:** KHSAA Title IX Audit Report Recommendations

**DATE:** April 2, 2001

Attached please find copies of the additional information requested by the Title IX KHSAA Audit Report. The requested information regarded selection of cheerleaders, prime time contests, complete Forms T-18-25 (coaching data), and our softball facility.

If any additional information needs to be submitted please call.

# ELIZABETHTOWN HIGH SCHOOL

Panther Lane, Elizabethtown, Kentucky 42701 (270) 769-3381

---


Ruth H. Sorace, Principal

## ELIZABETHTOWN HIGH SCHOOL ELECTION OF CHEERLEADERS

---

Elizabethtown High School will hold the election for its cheerleaders each spring in accordance with KHSAA and KAPOS guidelines and under the direction of the cheerleader coach. As has been the practice since 1996-97, one squad of cheerleaders will be elected with up to a maximum of 32 cheerleaders. All of the cheerleaders elected will cheer for football and then will be divided into two groups who will alternate cheering for both boys and girls basketball teams. The combined squad will cheer for designated games, such as tournament games, for both boys and girls teams and other games as designated by the cheerleader coach.

---





# ELIZABETHTOWN HIGH SCHOOL

Panther Lane, Elizabethtown, Kentucky 42701 (270) 769-3381

---

Ruth H. Sorace, Principal

## MEMORANDUM

March 30, 2001

To: Louis Stout, Commissioner, KHSAA

From: Doug Barnes, Athletic Director


Re: Requested Information From Title IX Audit

The request was made of Elizabethtown High School to submit information pertaining to the number of "prime time" games scheduled for it's girls' varsity basketball team during the 2001/2002 basketball season, along with our intended course of action to correct the percentage difference when compared with the boys' varsity team. In 2000/2001 the girls' varsity played on two Saturday nights and one home Friday night. The two Saturday night games were with Central Hardin and North Hardin High Schools on December 29, 2000 and January 6, 2001, respectively. The Friday night game was with Webster Co. on February 23, 2001.

We are in the process of basketball scheduling for the 2001/2002 year and with our new contracts are seeking to split our girls and boys non-district games, with like opponents, where the girls will be playing during the 7:30 pm slot. We have already signed a contract with Nelson Co. to do this, both home and away. We also will be contacting Bardstown, Marion Co., and Larue Co. about this possibility. We already play a boy/girl district double header with Ft. Knox and will play that girls' game at 7:30. Meade Co., another district opponent has also expressed an interest in this format. We have given our girls' coach the freedom to schedule home Saturday games at any point during the season for any team he schedules. Due to existing contracts and the lack of other like opponents, this will be our attempt at prime time equalization for the next biennium. We feel that we are making every effort possible to give our girls' program the opportunity for prime time slots.

Thank you for your consideration in this matter and if you have any questions or other concerns, please contact us.

**Elizabethtown Independent Schools**



COACHING - SUMMARY PI RAM COMPARISON CHART 1

GIRLS' TEAM COACHES (list coaches' names)	LEVEL OF COMPETITION (V, JV, FR, other)	ON/OFF CAMPUS	YEARS COACHING AT CURRENT SCHOOL	TOTAL YEARS COACHING	COACHING SALARY FOR CURRENT YEAR
<b>BASKETBALL</b>					
TIM MUDD	V	OFF	11	11	\$8500
DONNIE SWINEY	JV	ON	1	1	\$4000
FARRAH SULLIVAN	FR	OFF	1	1	\$2500
<b>CROSS COUNTRY</b>					
BILL BENNETT	V	ON	1	1	\$2000
<b>GOLF</b>					
GEORGE LYNCH	V	OFF	29	29	\$2000

Signature: *D. Brown* Date: Reported As Per Audit 7-18-125  
4/2/01

\* Copyright 1999, Good Sports, Inc., Title IX and Gender Equity Specialists. All rights reserved.

COACHING - SUMMARY PI TEAM COMPARISON CHART 2

GIRLS' TEAM COACHES (list coaches' names)	LEVEL OF COMPETITION (V, JV, FR, other)	ON/OFF CAMPUS	YEARS COACHING AT CURRENT SCHOOL	TOTAL YEARS COACHING	COACHING SALARY FOR CURRENT YEAR
<b>SOCCER</b>					
JEFF BLANKLEY	V	OFF	4	6	\$4000
CAROL CHRISTIAN	JV	OFF	3	3	\$2000
<b>SOFTBALL</b>					
JACKIE MULLIN	V	OFF	5	9	\$3000
CHUCK MORRIS	JV	OFF	1	1	\$2000
<b>SWIMMING</b>					
PAUL KLINGENSMITH	V	OFF	10	28	PAID BY LOCAL SWIM CLUB

Signature:  Date: 4/2/01

\* Copyright 1999, Good Sports, Inc., Title IX and Gender Equity Specialists. All rights reserved.









COACHING - SUMMARY PAGE - RAM COMPARISON CHART 7

BOYS' TEAM COACHES (list coaches' names)	LEVEL OF COMPETITION (V, JV, FR, other)	ON/OFF CAMPUS	YEARS COACHING AT CURRENT SCHOOL	TOTAL YEARS COACHING	COACHING SALARY FOR CURRENT YEAR
<b>GOLF</b>					
GEORGE LYNCH	V-B&G	OFF	29	30	\$2000
<b>SOCCER</b>					
PAT BLACK	V	OFF	10	10	\$4000
GLENN PETERSEN	JV	ON	3	9	\$2000
<b>TENNIS</b>					
ANDREA ATCHER	V	OFF	1	1	\$2000

Signature:  Date: 4/2/01





TO: Mr. Louis Stout  
FROM: Gary French  
SUBJECT: Softball Field Improvements  
DATE: April 2, 2001

Per your request, the following is a list of softball improvements we are making to our field, an estimated timeline for completion, and a projected cost of each need.

<u>NEED</u>	<u>TIMETABLE</u>	<u>PROJECTED COST</u>
Upgrade playing surface	2001-02	\$4,500
Repair Fencing	2001-02	\$83.00
New Bleachers	2001-02	\$3,108
Additional Bleachers	2002-03	\$3,200
Office, Storage, and Locker Facility	2004-05	\$100,000