

Kentucky High School Athletic Association

To: Superintendent, Principal, and Athletic Director

From: Louis Stout, Commissioner
Brigid L. DeVries, Executive Assistant Commissioner

Date: December 7, 2001

Subject: Review of 2000-2001 Title IX Forms

School: Fleming County High School



The KHSAA Audit Staff has received your re-submission of the 1999-2000 Title IX forms or additional information requested on your athletic programs. We have reviewed the information submitted and have found it to be largely satisfactory. No further information or action is necessary at this time. However, we will need to monitor closely the progress made towards completing the facility improvements listed on the Corrective Action Plan Form T-60 and those changes made to improve fiscal reporting.

Remember your permanent Title IX file at the school must be kept current with information pertaining to your athletics program. Copies of all KHSAA required documents should be part of this file and are subject to Open Records Requests.

If we could be of further assistance, please do not hesitate to call anytime.

Kentucky High School Athletic Association

To: KHSAA Member School Superintendents, Principals, and Athletic Directors

From: Louis Stout, Commissioner
Brigid L. DeVries, Executive Assistant Commissioner

Date: June 26, 2001

Re: 2001 Title IX Forms Submissions

School: Fleming County

Reviewed by: Martha Mullins

KHSAA auditors have reviewed supplemental submissions of your school.

Additional errors have been noted on copies, which are attached. These connected pages should be added to your Title IX file. ~~It is not necessary for you to submit any other materials regarding 2000-2001 submissions at this time.~~

Please submit a listing of girls' basketball games played in prime time during the 2000-2001 school year as requested.

Regarding the data reported on T-35 + T-36 (Budget Comparison charts):

- 1. The sums reported on equipment/supplier; travel; + awards appear to be estimates. Please resubmit the figures on these three categories after all expenses have been met for the school year, to include booster club monies; by August 1, 2001, if feasible.*
- 2. Was there a change in the track + cross country coach's salary between 1999-2000 + 2000-2001 school years? Also, was there a change in the swim coach's salary? (see attached). Please confirm those*

2280 Executive Drive
Lexington, Kentucky 40505
(859) 299-5472 Fax (859) 293-5999

*with the August 1 sub-
mission.*

2000-2001 KHSAA TITLE IX ATHLETICS AUDIT

Checklist - Overall Interscholastic Athletics Program

Areas of Compliance	ADVANTAGE TO		
	GIRLS' PROGRAM	BOYS' PROGRAM	NEITHER PROGRAM (Compliance)
Opportunities		X	
Equipment and Supplies	Same	Same	X Compliance
Scheduling of Games and Practice Time	Same	Same	X Compliance
Travel and Per Diem Allowances	Same	Same	X Compliance
Coaching	Same	Same	X Compliance
Locker Rooms, Practice and Competitive Facilities	Level of Competitive Activities Allowed X		
Medical and Training Facilities and Services	Same	Same	X Compliance
Publicity	Same	Same	X Compliance
Support Services	Same	Same	X Compliance
Athletic Scholarships**			N/A
Tutoring**			N/A
Housing and Dining Facilities and Services**			N/A
Recruitment of Student Athletes**			N/A

** Athletic scholarships, tutoring specifically for athletes, housing and dining facilities and services, and recruitment of student athletes are usually not relevant at the high school level.

Signature: Charles Belam Date: 4-3-2001

BUDGETS - PROGRAM - COMPARISON CHART 1

Teams	equipment and supplies		travel		awards		coaches' salaries		facilities improvements		publications (if sport-specific)	
	B*	E	B	E	B	E	B	E	B	E	B	E
G basketball	3000. ⁰⁰	4000. ⁰⁰	800. ⁰⁰	800. ⁰⁰	400. ⁰⁰	400. ⁰⁰	12,100	12,100	16,000	106,000	500. ⁰⁰	500. ⁰⁰
B basketball	3000. ⁰⁰	3100. ⁰⁰	900. ⁰⁰	900. ⁰⁰	400. ⁰⁰	400. ⁰⁰	14,950	14,950	100,000	100,000	500. ⁰⁰	500. ⁰⁰
G softball	2500. ⁰⁰	1500. ⁰⁰	600. ⁰⁰	600. ⁰⁰	300. ⁰⁰	300. ⁰⁰	2500. ⁰⁰	2500. ⁰⁰	2000. ⁰⁰	2000. ⁰⁰		
B baseball	2500. ⁰⁰	1500. ⁰⁰	600. ⁰⁰	600. ⁰⁰	300. ⁰⁰	300. ⁰⁰	2500. ⁰⁰	2500. ⁰⁰	3000. ⁰⁰	3000. ⁰⁰		
G cross country	700. ⁰⁰	800. ⁰⁰	200. ⁰⁰	200. ⁰⁰	100. ⁰⁰	100. ⁰⁰	1000. ⁰⁰	1000. ⁰⁰	1999-2000	2000	\$2,000	publ
B cross country	700. ⁰⁰	800. ⁰⁰	200. ⁰⁰	200. ⁰⁰	100. ⁰⁰	100. ⁰⁰	1000. ⁰⁰	1000. ⁰⁰				
G golf	800. ⁰⁰	300. ⁰⁰	200. ⁰⁰	200. ⁰⁰	100. ⁰⁰	100. ⁰⁰	1000. ⁰⁰	1000. ⁰⁰				
B golf	800. ⁰⁰	300. ⁰⁰	200. ⁰⁰	200. ⁰⁰	100. ⁰⁰	100. ⁰⁰	1000. ⁰⁰	1000. ⁰⁰				
G soccer									4000.	4000. ⁰⁰		
B soccer									4000.	4000. ⁰⁰		
G swimming	800. ⁰⁰	1000. ⁰⁰	200. ⁰⁰	200. ⁰⁰	100. ⁰⁰	100. ⁰⁰	800. ⁰⁰	800. ⁰⁰	1999-2000	2000	7500.	7500
B swimming	800. ⁰⁰	1000. ⁰⁰	200. ⁰⁰	200. ⁰⁰	100. ⁰⁰	100. ⁰⁰	800. ⁰⁰	800. ⁰⁰			7500.	7500

YFCU Field to Staff Program

Signature: *[Handwritten Signature]*

Date: 2000-2001

BUDGETS - PROGRAMS - COMPARISON CHART 2

Teams	equipment and supplies		travel		awards		coaches' salaries		facilities improvements		publications (if sport-specific)	
	B	E	B	E	B	E	B	E	B	E	B	E
G track	1,500 ⁰⁰	1,600 ⁰⁰	400 ⁰⁰	400 ⁰⁰	100 ⁰⁰	165 ⁰⁰	1000 ⁰⁰	1600 ⁰⁰	6000 ⁰⁰	6000 ⁰⁰		
B track	1,500 ⁰⁰	1,600 ⁰⁰	400 ⁰⁰	400 ⁰⁰	100 ⁰⁰	160 ⁰⁰	1000 ⁰⁰	1600 ⁰⁰	6000 ⁰⁰	6000 ⁰⁰		
G tennis												
B tennis												
G volleyball	2,500 ⁰⁰	3,000 ⁰⁰	800 ⁰⁰	800 ⁰⁰	200 ⁰⁰	200 ⁰⁰	1,500 ⁰⁰	1,500 ⁰⁰	3,200 ⁰⁰	3,200 ⁰⁰		
B wrestling												
G (list sport)												
B (football)	2,500 ⁰⁰	6,100 ⁰⁰	800 ⁰⁰	800 ⁰⁰	400 ⁰⁰	400 ⁰⁰	16,200 ⁰⁰	16,200 ⁰⁰	4000 ⁰⁰	4000 ⁰⁰	500 ⁰⁰	500 ⁰⁰
G (list sport)												
B (list sport)												

* "B" is for budgets and "E" is for expenditures

Signature: Shalee Adams

Date: 2000-2001

Fleming County Schools
 Certified Supplementary Salary Schedule
 1999-2000

JUL 30 2001

Title	No. of Positions	Supplement
Assistant Superintendent/Board Treasurer	1	\$18,000
Administrative Assistant	1	4237 GF + 8674 Migrant
Instructional Supervisor	1	6,000
Federal Programs Director	1	6,000
Director of Pupil Personnel	1	6,000
Transportation Director	1	6,000
Vocational Food Service Director	1	6,000
Migrant Coordinator	1	1,000
High School Principal	1	9,000
High School Assistant Principal	1	1,400
Middle School Principal	1	<u>4,000-6,650</u>
Middle School Assistant Principal	1	800
Elementary Principal	4	1,600 + 50 teacher
Elementary Assistant Principal	1	800
Counselor	5	500
Athletic Director	1	0
Subsequent years supplement amount will be determined by performance of director.		
High School Football Coach	1	1,700
High School Football Assistant (certified)	3	2,250
High School Football Assistant (paraprofessional)	1	1,000
High School Basketball Coach--boys & girls	2	1,700
H. S. Basketball Junior Varsity Coach--boys & girls	2	2,250
H. S. Basketball Freshman Coach - boys & girls	2	1,700
H. S. Baseball, Softball	2	1,500
H. S. Track (one coach--boys & girls)	1	1,000
H. S. Cross Country (one coach--boys & girls)	1	1,500
H. S. Golf Coach--boys & girls	2	1,000
H. S. Academic Head Coach	1	2,000
High School Strength Coach	1	1,000
H. S. Academic Assistant Coach	1	1,500
H. S. Basketball Cheerleading Sponsor	2	1,500
H. S. Football Cheerleading Sponsor	1	1,500
Vocational Agriculture Teachers	2	1,000
Band Director	1	2,000
Vocal Music Director	1	500
Drama Coach	1	300
Yearbook Sponsor --FCHS	1	500
M. S. Football Head Coach	1	1,300
M. S. Football Assistant	1	800
M. S. Basketball Coach--boys & girls	4	1,300
M. S. Assistant Basketball Coach	4	800
M. S. Cheerleading Sponsor	2	1,200
M. S. Part-time Assistant Cheerleading Sponsor	2	500
M. S. Academic Coach	1	1,800
M. S. Academic Assistant	1	1,250
M. S. Track Coach	1	800
Elementary Academic Coach	4	600
(District-wide coach \$400 extra)		
Science Fair Coordinator	6	200
(District-wide coordinator \$100 extra)		

Added
 Volleyball - 7500
 Swimming - 8000

*Based on full-time equivalent certified staff taken from the previous year's School Data form

**FLEMING COUNTY HIGH SCHOOL
SCHOOL ALLOCATIONS
ACTIVITY FUND**

2000-2001

Baseball	2,500.00	✓ - 1
Basketball (Boys)	3,000.00	✓ - 1
Basketball (Girls)	3,000.00	✓ - 1
Beta Club (Senior)	1,000.00	
Beta Club (Junior)	350.00	
Champions Against Drugs	200.00	
Cheerleading (Girl's Varsity)	2,500.00	✓
Cheerleading (Boy's Varsity)	2,500.00	✓
Choir (FCHS)	1,000.00	
Cross Country <i>Boy + Girl</i>	1,400.00	✓ - 2
Drama	300.00	
Fellowship Christian Athletes	500.00	
FFA	2,000.00	
FHA	3,000.00	
Football	2,500.00	✓ - 1
Golf (Boy's)	800.00	✓ - 1
Golf (Girl's)	800.00	✓ - 1
HOSA	500.00	
Key Club	500.00	
STLP (FCHS)	600.00	
Science Club	750.00	
Softball	2,500.00	✓ - 1
Student Council	250.00	
Track <i>Boy + Girl</i>	2,500.00	✓ - 2
TSA	600.00	
Volleyball-	2,500.00	- 1
Swimming-	800.00	- 1
Total	35,550.00	

SPORTS - 7 GIRLS - 11,550.00
6 BOYS - 11,550.00

23,100.00

© This is what we have so far. Or Pometi.

Dec 3. Paris-away-B+Y

Jan-19- Mont. C- away- Y+B

Jan-25- Campbello- Home- B+Y

Feb-9- Pandettanco- Home- Y+B

Feb-20- B cone CO- Home- B+Y

Feb-22- Open... to Fill

BUDGETS - PROGRAM COMPARISON CHART I

Teams	equipment and supplies		travel		awards		coaches' salaries		facilities improvements		publications (if sport-specific)	
	B*	E	B	E	B	E	B	E	B	E	B	E
G basketball	3000 ⁰⁰	4221. ⁰⁰	1567. ⁰⁰	800 ⁰⁰	400 ⁰⁰	340 ⁰⁰	12,100	12,100	106 ⁰⁰	106 ⁰⁰	500. ⁰⁰	500 ⁰⁰
B basketball	3000 ⁰⁰	3476. ⁰⁰	1740. ⁰⁰	900 ⁰⁰	400 ⁰⁰	340 ⁰⁰	14,950	14,950	106 ⁰⁰	106 ⁰⁰	500. ⁰⁰	500 ⁰⁰
G softball	2500 ⁰⁰	1594. ⁰⁰	924. ⁰⁰	600 ⁰⁰	300 ⁰⁰	80 ⁰⁰	2500 ⁰⁰	2500 ⁰⁰	2000 ⁰⁰	200 ⁰⁰		
B baseball	2500 ⁰⁰	1260. ⁰⁰	1163. ⁰⁰	600 ⁰⁰	300 ⁰⁰	160 ⁰⁰	2500 ⁰⁰	2500 ⁰⁰	3000 ⁰⁰	3000 ⁰⁰		
G cross country	700 ⁰⁰	5438. ⁰⁰	796. ⁰⁰	200. ⁰⁰	100 ⁰⁰	105 ⁰⁰	750 ⁰⁰	750 ⁰⁰				
B cross country	700 ⁰⁰	327.60	↗	↖	100 ⁰⁰	90. ⁰⁰	750 ⁰⁰	750 ⁰⁰				
G golf	800 ⁰⁰	321. ⁰⁰	200. ⁰⁰	180. ⁰⁰	100 ⁰⁰		1000 ⁰⁰	1000 ⁰⁰				
B golf	800 ⁰⁰	2476. ⁰⁰	460. ⁰⁰	200. ⁰⁰	100 ⁰⁰		1000 ⁰⁰	1000 ⁰⁰				
G soccer				New Field			to begin		"	"		
B soccer				A Little League			Soccer!		4000	4000		
G swimming	800 ⁰⁰	940. ⁰⁰	180. ⁰⁰	180. ⁰⁰	100 ⁰⁰	80. ⁰⁰	800 ⁰⁰	800 ⁰⁰	Year	Year	7500	7500
B swimming	800 ⁰⁰	↗	↖	↖	100 ⁰⁰	80. ⁰⁰	800 ⁰⁰	800 ⁰⁰	Program	Program	7500	7500

Signature: *Cheryl Adams* Date: *7-20-2001*

G = 14,950 (45%)
 B = 17,000
 5901

G = 2811 (48%)
 B = 1170
 2,225

BUDGETS - PROGRAM COMPARISON CHART 2

Teams	equipment and supplies		travel		awards		coaches' salaries		facilities improvements		publications (if sport-specific)	
	B	E	B	E	B	E	B	E	B	E	B	E
G track	1500 ⁰⁰	6000 ⁰⁰	731 ⁰⁰	400 ⁰⁰	187 ⁰⁰	100 ⁰⁰	2000 ⁰⁰	2000 ⁰⁰	6000 ⁰⁰	6000 ⁰⁰	Track Answer	
B track	1500 ⁰⁰	6000 ⁰⁰	731 ⁰⁰	400 ⁰⁰	187 ⁰⁰	100 ⁰⁰	2000 ⁰⁰	2000 ⁰⁰	S A M E	S A M E	Track Answer	
G tennis												
B tennis												
G volleyball	2500 ⁰⁰	1680 ⁰⁰	640 ⁰⁰	640 ⁰⁰	325 ⁰⁰	200 ⁰⁰	1500 ⁰⁰	1500 ⁰⁰	3200 ⁰⁰	3200 ⁰⁰		
B wrestling												
G (list sport)												
B (football)	2500 ⁰⁰	6160 ⁰⁰	1570 ⁰⁰	800 ⁰⁰	680 ⁰⁰	400 ⁰⁰	16,200 ⁰⁰	16,200 ⁰⁰	4000 ⁰⁰	4000 ⁰⁰	500 ⁰⁰	500 ⁰⁰
G (list sport)												
B (list sport)												

* "B" is for budgets and "E" is for expenditures

Signature: *Spencer Adams* Date: *7-70-2001*


Dear Dr Mullins,

Hope this finds you well And enjoying the Summer. As for myself Its been busy + Hotic, I suppose to get 2wks off a year and as of now I haven't taken a day off trying to get everything done To the gym floor, pratice fields And a volleyball court installed at The middle school. Everything is really shaping up And looking good However I believe most of my Timetable was to finish in August And I can Tell you now I am running behind on our storage area above the gym, And will have to have our track equipment building repaired.

Other than that I am just about there. I am sending you a copy of Bd Budgets per program And coaching salaries. T-35 + T-36 I had tabulated Track And X Country money because 15 days of extended employment at 200.00 per day for track had not been included. It is now. So he receives 3000.00 for boys + girls track outdoor And indoor plus he receives 1500 for boys And girls X country. 750.00 each. It has been that way since 1995-96. The booster clubs that have contributed to our programs for travel + per diem has also been included. Our bus drivers for hauling our athletes are paid 8.00 per hour which comes out of our budget per sport, there is no mileage charged or etc. A lot of times the booster clubs will help that coach + his program to take an athlete to colleges for tryouts And etc. By the way we are going to order a new set of volleyball uniforms of top quality. Our awards for our programs is set at approximately as do go over that various times because we believe in rewarding And I FEEL that helps interest levels also. The figures listed is just something that the coaches try to stay within. Our girls volleyball # are up already. I am more pleased with our girls program for 2000 than boys, the girls programs were very much more successful. Hope this is done right so; the umpteenth time. I know I have to be the only person that keeps messing this up.

Have a great day!

Charles



FLEMING COUNTY HIGH SCHOOL

Brad Sorrell, Principal

Route 2 Panther Boulevard
Flemingsburg, Kentucky 41041
(606) 845-6601
Fax (606) 845-3102

April 18, 2001

Brigid DeVries
Executive Assistant Commissioner
KHSAA
2280 Executive Drive
Lexington, KY 40505

APR 19 2001

Dear Ms. DeVries:

Please review this letter from Fleming County High School in response to the Title IX issue on cheerleading. The following is our proposal to meet Title IX regulations to cheer for boys' and girls' Athletic Teams equally.

We will have two cheerleading squads: Varsity and Junior Varsity. The high scores will be Varsity the lower scores will be Junior Varsity. Both squads will cheer equally at Boys' and Girls' Varsity level sports.

The cheerleaders will cheer for Girls Varsity Volleyball, Boys Varsity Football, Girls Varsity Basketball, and Boys Varsity Basketball. In the fall the football games and volleyball games will be divided equally between both cheerleading squads. They will each cheer half of the football games and half of the volleyball games. In the winter we will divide all the boys and girls basketball games equally and each squad will cheer half of each team's games. We will only cheer home games for all four sports.

We hope this plan will meet the Title IX requirements for cheerleaders. If you need any further information or have any questions regarding this plan, please feel free to contact us at the address or phone number above.

Sincerely,

Brad Sorrell
Principal

Sincerely,

Charles Adams
Athletic Director

FLEMING CO.

APR 11 2001

**KENTUCKY HIGH SCHOOL
ATHLETIC ASSOCIATION**

TITLE IX

**MEMBER SCHOOLS
2000-2001 ANNUAL REPORT
FORMS**

**Submitted to KHSAA
By April 15, 2001**



**KENTUCKY HIGH SCHOOL ATHLETIC ASSOCIATION
ANNUAL VERIFICATION OF TITLE IX PROCEDURES
(To be submitted by April 15, 2001 along with other required forms)**

The Fleming Co High School, Flemingsburg, Kentucky
(Name of High School) (City)

certifies to the Kentucky High School Athletic Association that the following is an accurate and true representation of the facts surrounding compliance with Title 20, U.S.C. Titles 1681-1688, et. Seq. (also known as Title IX)

I certify the following provisions in accordance with records at the school contained in the permanent Title IX file, and to the best of my knowledge have completed the following tasks. (All boxes must be checked)

Established a gender equity committee at the high school. (list committee personnel provide attachment if necessary)

Name	Address	Phone	Title
Brad Sarrell	Cherry Grove Rd	410-845-6601	Principal
Larry Burke	Flemingsburg Ky	" 849-2230	ASSIST Principal
Donna Call	Hillsboro Ky.	" 876-2761	Teacher-Handicap
Cindy Grannis	Cherry Grove Rd	" 849-2014	Teacher-Parent-SBC-Chairman
Woodie Jamison	Hillsboro Ky.	" 876-2088	HSB-Title IX - Coach
Rick Nord	Tellertown Ky.	" 598-4722	Parent-Teacher-VOA9
Glenna Peterson	Flemingsburg Ky.	" 876-3491	Parent-Hospital Adm
Bill Bacon	Flemingsburg Ky.	" 849-3374	Trans Medical Dr.
Tom Macdonald	"	" 845-2771	Attorney

Scheduled a minimum of three meetings during the 2000-2001 school year on the following dates:

- Oct-1-2000
- Feb-5-2001
- 4-1-2001

Designated the following person as the Title IX coordinator for the school:

Cindy Grannis Teacher-SBDM Chairman Flemingsburg Ky, 41041 849-2014
Name Title Address Phone

School personnel is continuing to make periodic reviews of the boys and girls athletics program reflected in the Corrective Action Plan.

In addition to the above information, the above referenced school maintains a complete permanent file relative to Title IX records including copies of the self-assessment audit, all corrective action plans, and other related materials. Yes

Brad Sarrell
(School Authorized Signature)

Principal
Position (Principal, Designated Rep)

4-6, 2001
(Date)

Ronnie Jern
(Superintendent Signature)

Ed Story
(School Board Chairperson)

ACCOMMODATION OF INTERESTS AND ABILITIES

SUMMARY PROGRAM CHART 1

Participation Opportunities Test One

Program	Enrollment (1)	Percentage of Total Enrollment (3)	Number of Interscholastic Participants (double and triple count) (4)	Percent of Total Participation (5)
GIRLS	320	49.30	140	43.75
BOYS	329	50.69	155	47.11
Totals (2)	649	100%	100%	

Instructions:

- 1) Determine the total number of girls enrolled.
Determine the total number of boys enrolled.
- 2) Add the total number of girls and boys enrolled to determine total enrollment.
- 3) Calculate the percentage of total enrollment that is female. Calculate the percentage of total enrollment that is male.
- 4) Ask the head coaches to review the most updated eligibility or squad lists for their teams. Ask coaches to confirm the names of those individuals who are on the team as of the first date of competition, and cross out the names of those who were cut from the team or quit the team prior to the first competitive event. Determine the total number of interscholastic athletics participants that are girls. In order to determine the total number of athletics participants an individual should be counted each time he or she participates on a team. For example, if Jane Doe competes on the varsity volleyball team, the junior varsity volleyball team, the junior varsity basketball team, and the varsity softball team, she should be counted as four participants (do not include club or intramural sports participants or cheerleaders). Calculate the same way for boys and girls.
- 5) Calculate the percentage of female participation (column 1) based on information from (column 4).

Calculate the percentage of male enrollment (column 1) based on information from (column 4).

Note: While being within three percent is not a formal compliance standard; if the percent listed in column 5 is within 3% of column 3 then it provides a good target within which compliance is likely.

Signature: Charles A. [Signature] Date: 4-3-2001

ACCOMMODATION OF INTERESTS AND ABILITIES
SUMMARY PROGRAM CHART 2

Participation Opportunities Test Two

Program	Number of Teams Currently Offered (1)	Number of Teams Added in Last Five Years (2)	Number of Participants Added in Last Five Years (3)	Percent of Total Participation By Sex (4)
GIRLS	varsity: 7	Volleyball Team	34	24.2
	j.v.: 3	Swim Team	5	3.5
	frosh:			
	other:			
	total: 10 Teams - 140 par		39	27.8
BOYS	varsity: 7	Swim Team		
	j.v.: 3			
	frosh: 1			
	other:			
	total: 11 Teams - 155 par		3	.019

- 1) Calculate the number of interscholastic teams offered for girls at each competitive level (for example, varsity, junior varsity, and freshman levels).
- 2) Calculate the number of interscholastic teams that have been added in the last five years at each competitive level.
- 3) Determine the total number of participants that are currently on the teams that were added in the last five years.
- 4) Calculate the percentage of participants that have been added in the last five years. For example, if girls' varsity soccer (22 participants), junior varsity soccer (18 participants), junior varsity golf (8 participants), and freshman softball (15 participants) have been added in the last five years, then 63 participation opportunities have been added for girls. If the total number of female participants in the program is 300, taken from form T-1, column 4 then 21% of the current opportunities (63 of 300) have been added in the last five years. Note: The total number of male/female participants should be the same as item 4 on Summary Program Chart 1 on form T-1.

Note: If the percentage of current female participants added in the last five years is 25% or greater, compliance with test two may be possible. If less than 25%, then compliance with test three should be analyzed. CAUTION: 25% is not a formal compliance standard. The count shall be taken on the first day of competition for students that are officially members of the team.

Signature: Charles Adams

Date: 4-3-2001

ACCOMMODATION OF INTERESTS AND ABILITIES**SUMMARY PROGRAM CHART 3****Participation Opportunities Test Three**

If girls are underrepresented in the interscholastic athletics program, answer the following questions for girls only. If boys are underrepresented in the interscholastic athletics program, answer the following questions for boys only.	GIRLS		BOYS
1. Is there an intramural team offered in a sport not now available in the interscholastic athletics program? (YES or NO)	no		no
2. For a sport <u>not</u> currently offered, is there sufficient interest to form a viable interscholastic team based on participation on an intramural team or community recreation teams? (YES or NO)	yes		no
3. For a sport currently offered, is there enough interest to form a viable team for a junior varsity, freshman, or other interscholastic level that is not currently offered? (YES or NO)	no		no
4. If you answered yes to question one, two, <u>or</u> three, are there enough other high schools in your school's normal competitive region offering the sport and competitive level of sport to constitute enough competition for a reasonable competitive schedule? (YES or NO)	yes		

Signature: Chad AdamsDate: 4-3-2001

ACCOMMODATION OF INTERESTS AND ABILITIES
SUMMARY PROGRAM CHART 4

Levels of Competition Test One

Team Levels		
Total Number of Athletics Participants in All Levels	140 GIRLS	155 BOYS
1. Number of Varsity Teams Offered	7	7
2. Number of Participants on all Varsity Teams	140	155
3. Percentage of Total Varsity Participants By Sex	78.5	84.5
4. Total Number of Male Participants At All Levels		155
5. Number of Junior Varsity Teams Offered	3	3
6. Number of Participants on all Junior Varsity Teams	30	34
7. Percentage of Total Junior Varsity Participants By Sex	21.4	15.4
8. Number of Freshman Teams Offered		1
9. Numbers of Participants on all Freshman Teams		15
10. Percentage of Total Freshman Participants By Sex		0.96

- 1) Determine the number of teams at the varsity, junior varsity, and freshman levels for boys and girls. (#1, 5, 8)
- 2) Determine the total number of participants for boys and girls at each competitive level. (#2, 6, 9)
- 3) Calculate the percentage of female and male participants at each level. (3, 6, 9)
Example: Take the total number of female participants from the Summary Program Chart 1 (form T-1) and divide it into the number of total participants for each level, varsity, junior varsity and freshman levels. Perform the same calculation for male participants. For example, if there are a total of 300 female participants, and 180 girls are on varsity teams, 80 girls on junior varsity teams, and 40 girls on freshman teams, then 60% of girls' participation opportunities are at the varsity level (180 divided by 300), 27% are at the junior varsity level (80 divided by 300), and 13% are at the freshman level (40 divided by 300). If there are a total of 400 male participants, and 250 participate at the varsity level, 100 boys participate on junior varsity teams, and 50 boys participate on freshman teams, then 63% of boys participate at the varsity level (250 divided by 400), 25% compete at the junior varsity level (100 divided by 400), and 13% compete at the freshman level (50 divided by 400).

Signature: Charles Adams Date: 3-4-2007

School Year: 2001-2002
 Signature: [Signature]
 Date: 3-22-2001

**TITLE IX
CORRECTIVE ACTION PLAN**

To utilize this form indicate the intended area which needs corrective action and the suggested change time table for implementation. You may copy this form as needed. Please attach corrective action plans along with audit forms and submit by April 15, 2001.

ITEM FOR CORRECTION	SUGGESTED CHANGE	TIME TABLE FOR CORRECTIVE ACTION
1. Provide water to girls softball field.	900 tons of top soil and will sew permanent 1/2 perennial Ryegrass	1. Completed on 2-29-2001
2. Redo area in center field for top soil + seed, girls softball	Add 10 ft in length and raise HT.	2. Will be finished by August 1-2001 3. April by 2002.
3. Look to extend dugouts on girls softball field.	Will make separate rooms for storage facilities of all sport uniforms	4. Completed 3-6-2001
4. Install flag pole - girls softball	Will install hangers for clothing and access	5. Hopefully completed by 8-20-2001
5. Reorganize storage areas in gym storage racks to store all athletic uniforms.	Will be starting little league soccer program	6. Will be done by 8-20-2001
6. Reorganize dressing room facilities so no sport will have a private dressing room and will be shared by other sports	Will be completed 8-20-2001	7. Will be completed 8-20-2001
7. Complete a partial football + soccer fields		

INTERSCHOLASTIC ATHLETICS SURVEY
Summary Of Student Responses

Instructions:

1. Summarize the Student Athletics Interest Surveys by listing the total number of responses on the line next to each sport.
2. Under the other category please provide a listing of the sports as well as the number of students who are interested in participating.
3. Please sign and date the Summary Form (T-64) and mail the Summary Form only to the KHSAA by April 15, 2001. Do not mail the original.

Date: 4-6-2001
Completed By: Charles Adams

Fall Sports (List Total Number of Participation Responses)

247 Football
57 Girls' Volleyball
31 Boys' Volleyball
34 Boys' Cross-Country
51 Girls' Cross-Country
16 Girls' Field Hockey
19 Boys' Golf
27 Girls' Golf
96 Boys' Soccer
193 Girls' Soccer

Winter Sport (List Total Number of Responses)

270 Boys' Basketball
245 Girls' Basketball
11 Boys' Swimming & Diving
15 Girls' Swimming & Diving
125 Boys' Wrestling
58 Girls' Gymnastics
51 Boys' Indoor Track
48 Girls' Indoor Track

Spring Sport (List Total Number of Responses)

191 Boys' Track
128 Girls' Track
21 Girls' Tennis
12 Boys' Tennis
90 Girls' Slow Pitch Softball
174 Girls' Fast Pitch Softball
204 Boys' Baseball

Other Sports (From Survey Question 10)

Name of Sport	Number of Students Interested In Participating
Archery	24
Ring Archery	21
Rifle Team	31

Number of Students who participate in Intramural Sports. (From Survey Question 5)

Sport	Number
Boys Basketball	160
Girls Volleyball	197

List Intramural Sports students are interested in adding: (From Survey Question 6)

Sport	Number
Soccer	217
Flag Football	201

Participation in Non-School Sports Activities (From Survey Question 7)

Sport	Number
Boys Basketball	293
Girls Softball	184
Girls Volleyball	94

Reasons for not participating in interscholastic athletics. (From Survey Question 8)

Response	Number
<u>93</u> I prefer other activities such as band, chorus, etc.	
<u>211</u> I don't have time	
<u>74</u> The practice schedules and game times are inconvenient	
<u>190</u> The sport I like isn't offered	
<u>7</u> It's too expensive	
<u>44</u> I prefer to participate in club or intramural sports	
<u>207</u> Working	
<u> </u> Other	

Student Suggestions to encourage participation

More pep rallies, more athletic awareness, better coaching experience on certified personnel, coaching changes. These were the most common factors involved.

Charles Adams
Signature

2/6-2001
Date

Mrs. Mullins

APR 11 2001

According to our Survey it looks like
Girls Soccer has the most interest
for a sport not yet offered. The
field should be complete within a couple
of weeks to be sewn in Rye. I know that
I should probably start in lower grades
How low will probably determine by
interest maybe - 9 under 8 under 7 under.
As we progress I will give you a call
for further input. I hope in a couple
of years that we will have the nicest sports
facility that anyone can ask for.
Things are really coming together for
our facilities and programs. 2 of our
girls basketball players have signed scholarships
of the next level. a couple of our softball
players are being looked at from msu.
3 Football players will sign, and 2 girls and
1 boy will sign track, and 1 xc boy. Our baseball
team beat Harrison @ yesterday, the first time ever
→

KY High School Athletic Association
 2280 Executive Drive
 Lexington, KY 40505



2280 Executive Drive
 Lexington, KY 40505

Invoice

Invoice Number:

465

Invoice Date:

Apr 16, 2001

Page:

1

Voice: 859-299-5472
 Fax: 859-293-5999

Sold To:
 Fleming County High School
 RR #2
 Flemingsburg, KY 41041

Ship to:

Customer ID		Customer PO		Payment Terms	
Fleming County H.S.		Charles Adams		Net 20 Days	
Sales Rep ID		Shipping Method		Ship Date	Due Date
		US Mail			5/6/01
Quantity	Item	Description	Unit Price	Extension	
1.00		Copy of Title IX Report	5.00	5.00	

Subtotal	5.00
Sales Tax	
Total Invoice Amount	5.00
Payment Received	0.00
TOTAL	5.00

Check No:

Mrs Mullins

1. We are presently installing a \$106,000 Gym Floor

JUN 21 2001

2. We are c Fleming Co. er Field to try And get

3. Our new UniForms. started. DANNY ok, Dec 6/25/01 had to have out our program

4. Our girls info requested s since had new fencing, out field arden And flag pole, And watering system, dug outs And other improvements are to come

5. Our Football field has been recrowned,

6. Baseball field, infield arden And draining system installed, press box finished,

7. Our Volleyball Team has since ordered new uniforms And warm ups, And buying more Equipt For middle school program,

8. Our Track Team has all new pits And mats

9. Track will be resurfaced next mo, at \$6000.00

10. these are some of the improvement that the Board ed has financed. And our facilities are looking great And getting a lot of praise in the last 2 yrs.

2001-2002 Fleming County - ~~Girls~~
Girls Basketball games

Dec 3 - Paris - Double Header - B - ~~H~~

Jan - Fri - 25 - Montgoomers - Double Header - B - ~~H~~

Feb - Sat - 9 - Pendleton CO - Double Header - B - ~~H~~

Feb - Wed - 20 - Boone CO - Double Header - B - ~~H~~

Dec - 7 - Fri - Morgan CO - Girls only

Jan - 19 - Sat - Campbell CO - Girls only

Feb - ~~22~~ - Fri - Open waiting for contract - ST Pat.

2000-2001 KHSAA TITLE IX ATHLETICS AUDIT

Checklist - Overall Interscholastic Athletics Program

Areas of Compliance	ADVANTAGE TO		
	GIRLS' PROGRAM	BOYS' PROGRAM	NEITHER PROGRAM (Compliance)
Opportunities			
Equipment and Supplies	Same	Same	Compliance
Scheduling of Games and Practice Time	Same	Same	Compliance
Travel and Per Diem Allowances	Same	Same	Compliance
Coaching	Same	Same	Compliance
Locker Rooms, Practice and Competitive Facilities	Loss of Competitive Action Plan		
Medical and Training Facilities and Services	Same	Same	Compliance
Publicity	Same	Same	Compliance
Support Services	Same	Same	Compliance
Athletic Scholarships**			
Tutoring**			
Housing and Dining Facilities and Services**			
Recruitment of Student Athletes**			

** Athletic scholarships, tutoring specifically for athletes, housing and dining facilities and services, and recruitment of student athletes are usually not relevant at the high school level.

Signature: Charles Bell Date: 4-5-2001

BUDGETS - PROGRAM... COMPARISON CHART I

Teams	equipment and supplies		travel		awards		coaches' salaries		facilities improvements		publications (if sport-specific)	
	B*	E	B	E	B	E	B	E	B	E	B	E
G basketball	3000. ⁰⁰	4000. ⁰⁰	800. ⁰⁰	800. ⁰⁰	400. ⁰⁰	400. ⁰⁰	12,100	12,100	16,000	10,000	500. ⁰⁰	500. ⁰⁰
B basketball	3000. ⁰⁰	3100. ⁰⁰	900. ⁰⁰	900. ⁰⁰	400. ⁰⁰	400. ⁰⁰	14,950	14,950	10,000	10,000	500. ⁰⁰	500. ⁰⁰
G softball	2500. ⁰⁰	1500. ⁰⁰	600. ⁰⁰	600. ⁰⁰	300. ⁰⁰	300. ⁰⁰	2500	2500	2000	2000		
B baseball	2500. ⁰⁰	1500. ⁰⁰	600. ⁰⁰	600. ⁰⁰	300. ⁰⁰	300. ⁰⁰	2500	2500	3001	3000		
G cross country	700. ⁰⁰	800. ⁰⁰	200. ⁰⁰	200. ⁰⁰	100. ⁰⁰	100. ⁰⁰	1000	1000				
B cross country	700. ⁰⁰	800. ⁰⁰	200. ⁰⁰	200. ⁰⁰	100. ⁰⁰	100. ⁰⁰	1000	1000				
G golf	800. ⁰⁰	300. ⁰⁰	200. ⁰⁰	200. ⁰⁰	100. ⁰⁰	100. ⁰⁰	1000	1000				
B golf	800. ⁰⁰	300. ⁰⁰	200. ⁰⁰	200. ⁰⁰	100. ⁰⁰	100. ⁰⁰	1000	1000				
G soccer												
B soccer												
G swimming	800. ⁰⁰	1000. ⁰⁰	200. ⁰⁰	200. ⁰⁰	100. ⁰⁰	100. ⁰⁰	800. ⁰⁰	800. ⁰⁰			750.	750.
B swimming	800. ⁰⁰	1000. ⁰⁰	200. ⁰⁰	200. ⁰⁰	100. ⁰⁰	100. ⁰⁰	800. ⁰⁰	800. ⁰⁰			750.	750.

NEW Field to start a program

Signature:

Shelby Adams

Date:

2000-2001

BUDGETS - PROGRAM.. COMPARISON CHART 2

Teams	equipment and supplies		travel		awards		coaches' salaries		facilities improvements		publications (if sport-specific)	
	B	E	B	E	B	E	B	E	B	E	B	E
G track	1,500 ⁰⁰	1,000 ⁰⁰	400 ⁰⁰	400 ⁰⁰	100 ⁰⁰	65 ⁰⁰	1,000 ⁰⁰	1,000 ⁰⁰	6,000 ⁰⁰	6,000 ⁰⁰		
B track	1,500 ⁰⁰	6,000 ⁰⁰	400 ⁰⁰	400 ⁰⁰	100 ⁰⁰	1,000 ⁰⁰	1,000 ⁰⁰	1,000 ⁰⁰	6,000 ⁰⁰	6,000 ⁰⁰		
G tennis												
B tennis												
G volleyball	2,500 ⁰⁰	3,000 ⁰⁰	800 ⁰⁰	800 ⁰⁰	200 ⁰⁰	200 ⁰⁰	1,500 ⁰⁰	1,500 ⁰⁰	3,200 ⁰⁰	3,200 ⁰⁰		
B wrestling												
G (list sport)												
B (football)	2,500 ⁰⁰	6,100 ⁰⁰	800 ⁰⁰	800 ⁰⁰	400 ⁰⁰	400 ⁰⁰	16,200 ⁰⁰	16,200 ⁰⁰	4,000 ⁰⁰	4,000 ⁰⁰	500 ⁰⁰	500 ⁰⁰
G (list sport)												
B (list sport)												

* "B" is for budgets and "E" is for expenditures

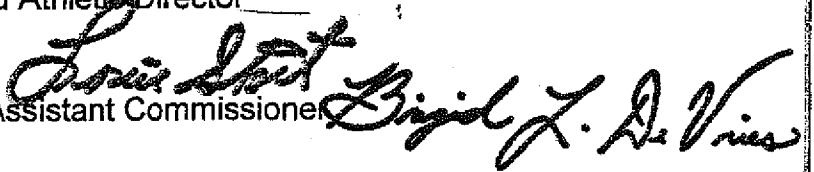
Signature: *Shaker Akana*

Date: *2000-2001*

Kentucky High School Athletic Association

To: Superintendent, Principal, and Athletic Director _____

From: Louis Stout, Commissioner
Brigid L. DeVries, Executive Assistant Commissioner



Date: June 5, 2001

Subject: Review of 2000-2001 Title IX Forms

Enclosed please find a copy of a review of the 2000-2001 Title IX Forms, submitted by your school. A copy of this information must be included in your permanent Title IX file at your school. In addition, you may find an attachment with corrected copies of the forms submitted by your school personnel. Please review this information so the forms can be completed accurately in the future.

Also, KHSAA Audit Staff may have requested a re-submission of some of the 2000-2001 Title IX forms or need additional information on your athletic programs. Please submit this information by the date requested if this is applicable.

Remember your permanent Title IX file at the school must be kept current with information pertaining to your athletics program. Copies of all KHSAA required documents should be part of this file and are subject to Open Records requests.

Should you need any further information, please do not hesitate to call anytime.

Memo

To: KHSAA Member School Superintendents, Principals, and Athletic Directors

From: Louis Stout, Commissioner
Brigid L. Devries, Executive Assistant Commissioner

Date: May 22, 2001

RE: 2001 Title IX Forms Submission

School Fleming Co HS Reviewed By Danny C. Reeves / Mithy Jenkins
5/29/01

The following is a status report regarding the required 2000 - 2001 Title IX submission of forms due in to the KHSAA office by April 15, 2001. Appropriate audit personnel have reviewed these forms and the following is a summary of this review.

I. Checklist of Forms properly submitted in a satisfactory manner:

- GE 19 (Annual Verification)
- T-1 (Summary Program Chart 1)
- T-2 (Summary Program Chart 2)
- T-3 (Summary Program Chart 3)
- T-4 (Summary Program Chart 4)
- T-41 (Checklist - Overall Interscholastic Program)
- T-60 (Corrective Action Plan)
- T-63 (Interscholastic Survey Results)

II. Status

A. 2000 - 2001 Forms are satisfactory and no further information or action is necessary at this time.

B. Errors have been noted with respect to the following forms and corrected copies are being returned to you for placement in your Title IX file to ensure proper submission in the future.

Forms T-1, 2, & 4. Please place these corrected forms in your permanent file. It is not necessary to resubmit them.

C. The following forms were omitted and must be submitted by school representatives by June 20, 2001.

Statements on the number of prime-time basketball games played by girls' team in 2000-2001 and the number of games in girls' basketball scheduled for 2001-2002 in prime time.

D. Other Recommendation and Comments:

T-41 should include Evaluation of All Areas OR "NA" should be added to the form.

The school has been advised to resubmit Forms T-18-20, 22-24, 35-36 for 1999-2000 with complete salary data on coaches salaries; to submit Form 35+36 for 2000-2001 as well. Submit by June 20, 2001.

ACCOMMODATION OF INTERESTS AND ABILITIES

SUMMARY PROGRAM CHART I

Participation Opportunities Test One

Program	Enrollment (1)	Percentage of Total Enrollment (3)	Number of Interscholastic Participants (double and triple count) (4)	Percent of Total Participation (5)
GIRLS	320	49.30	$170 \cancel{40} \div 374 = 43.75$	45.5%
BOYS	329	50.69	$244 \cancel{155} \div 374 = 47.11$	54.5%
Totals (2)	649	100%	100%	100%

total 374

Instructions:

- Determine the total number of girls enrolled.
Determine the total number of boys enrolled.
- Add the total number of girls and boys enrolled to determine total enrollment.
- Calculate the percentage of total enrollment that is female. Calculate the percentage of total enrollment that is male.
- Ask the head coaches to review the most updated eligibility or squad lists for their teams. Ask coaches to confirm the names of those individuals who are on the team as of the first date of competition, and cross out the names of those who were cut from the team or quit the team prior to the first competitive event. Determine the total number of interscholastic athletics participants that are girls. In order to determine the total number of athletics participants an individual should be counted each time he or she participates on a team. For example, if Jane Doe competes on the varsity volleyball team, the junior varsity volleyball team, the junior varsity basketball team, and the varsity softball team, she should be counted as four participants (do not include club or intramural sports participants or cheerleaders). Calculate the same way for boys and girls.

- Calculate the percentage of female participation (column 1) based on information from (column 4).

Calculate the percentage of male enrollment (column 1) based on information from (column 4).

Note: While being within three percent is not a formal compliance standard; if the percent listed in column 5 is within 3% of column 3 then it provides a good target within which compliance is likely.

Signature: Charles A. [Signature] Date: 4-3-2001

ACCOMMODATION OF INTERESTS AND ABILITIES
SUMMARY PROGRAM CHART 2

Participation Opportunities Test Two

Program	Number of Teams Currently Offered (1)	Number of Teams Added in Last Five Years (2)	Number of Participants Added in Last Five Years (3)	Percent of Total Participation By Sex (4)
GIRLS	varsity: 7	Volleyball Team	34 ÷ 170 =	24.2 20%
	j.v.: 3	Swim Team	5 ÷ 170 =	2.9 2.9%
	frosh:			
	other:			
	total: 10 Teams - 146 PAR		39 ÷ 170 =	27.8 22.9%
BOYS	varsity: 7	Swim Team		
	j.v.: 3			
	frosh: 1			
	other:			
	total: 11 Teams - 155 PAR		3 ÷ 204 =	1.5 1.5%

- 1) Calculate the number of interscholastic teams offered for girls at each competitive level (for example, varsity, junior varsity, and freshman levels).
- 2) Calculate the number of interscholastic teams that have been added in the last five years at each competitive level
- 3) Determine the total number of participants that are currently on the teams that were added in the last five years.
- 4) Calculate the percentage of participants that have been added in the last five years. For example, if girls' varsity soccer (22 participants), junior varsity soccer (18 participants), junior varsity golf (8 participants), and freshman softball (15 participants) have been added in the last five years, then 63 participation opportunities have been added for girls. If the total number of female participants in the program is 300, taken from form T-1, column 4 then 21% of the current opportunities (63 of 300) have been added in the last five years. Note: The total number of male/female participants should be the same as item 4 on Summary Program Chart 1 on form T-1.

Note: If the percentage of current female participants added in the last five years is 25% or greater, compliance with test two may be possible. If less than 25%, then compliance with test three should be analyzed. CAUTION: 25% is not a formal compliance standard. The count shall be taken on the first day of competition for students that are officially members of the team.

Signature: Charles Adams Date: 2/3/2001

ACCOMMODATION OF INTERESTS AND ABILITIES
SUMMARY PROGRAM CHART 4

Levels of Competition Test One

Team Levels		
Total Number of Athletics Participants in All Levels	140 GIRLS 170	155 BOYS 204
1. Number of Varsity Teams Offered	7	7
2. Number of Participants on all Varsity Teams	140	155
3. Percentage of Total Varsity Participants By Sex	28.5 82%	84.5 82.4%
4. Total Number of Male Participants At All Levels	170	155 204
5. Number of Junior Varsity Teams Offered	3	3
6. Number of Participants on all Junior Varsity Teams	30	34
7. Percentage of Total Junior Varsity Participants By Sex	21.4 18%	15.4 16.7%
8. Number of Freshman Teams Offered		1
9. Numbers of Participants on all Freshman Teams		15
10. Percentage of Total Freshman Participants By Sex		0.96 7.4%

- 1) Determine the number of teams at the varsity, junior varsity, and freshman levels for boys and girls. (#1, 5, 8)
- 2) Determine the total number of participants for boys and girls at each competitive level. (#2, 6, 9)
- 3) Calculate the percentage of female and male participants at each level. (3, 6, 9)
Example: Take the total number of female participants from the Summary Program Chart 1 (form T-1) and divide it into the number of total participants for each level, varsity, junior varsity and freshman levels. Perform the same calculation for male participants. For example, if there are a total of 300 female participants, and 180 girls are on varsity teams, 80 girls on junior varsity teams, and 40 girls on freshman teams, then 60% of girls' participation opportunities are at the varsity level (180 divided by 300), 27% are at the junior varsity level (80 divided by 300), and 13% are at the freshman level (40 divided by 300). If there are a total of 400 male participants, and 250 participate at the varsity level, 100 boys participate on junior varsity teams, and 50 boys participate on freshman teams, then 63% of boys participate at the varsity level (250 divided by 400), 25% compete at the junior varsity level (100 divided by 400), and 13% compete at the freshman level (50 divided by 400).

Signature: Charley Adams Date: 3-4-2001

COACHING - SUMMARY P. PROGRAM COMPARISON CHART 1

GIRLS' TEAM COACHES (list coaches' names)	LEVEL OF COMPETITION (V, JV, FR, other)	ON/OFF CAMPUS	YEARS COACHING AT CURRENT SCHOOL	TOTAL YEARS COACHING	COACHING SALARY FOR CURRENT YEAR
BASKETBALL					
Christy Orem	Varsity	on	1	4	\$9850.00
Robert Orem	Junior Var.	on	1	4	\$2250.00
CROSS COUNTRY					
Woodie Jamison	Varsity	on	15	17	\$1000.00
Woodie Jamison	Tr Varsity	on	15	17	\$1000.00
GOLF					
Rosa Ann Masters	Varsity	on	8	8	\$1000.00

Signature: Robert Orem

Date: for - 99-2000

COACHING - SUMMARY P. GRAM COMPARISON CHART 2

GIRLS' TEAM COACHES (list coaches' names)	LEVEL OF COMPETITION (V, JV, FR, other)	ON/OFF CAMPUS	YEARS COACHING AT CURRENT SCHOOL	TOTAL YEARS COACHING	COACHING SALARY FOR CURRENT YEAR
SOCCER					
SOFTBALL					
Erin Bowling	Varsity	on	2	7	\$1,500.00
Bob Withrow	Jr. Varsity	on	2	2	\$1,000.00
SWIMMING					
Robert Blumner	Varsity	off	1	4	\$1,000.00

Signature: Robert Blumner

Date: 5-19-78

COACHING - SUMMARY F PROGRAM COMPARISON CHART 3

GIRLS' TEAM COACHES (list coaches' names)	LEVEL OF COMPETITION (V, JV, FR, other)	ON/OFF CAMPUS	YEARS COACHING AT CURRENT SCHOOL	TOTAL YEARS COACHING	COACHING SALARY FOR CURRENT YEAR
TENNIS					
TRACK					
Woodie Jamison	Varsity	ON	10	10	\$1500.00
Woodie Jamison	Varsity	ON	10	10	\$1000.00
VOLLEYBALL					
Robin Simpkins	Varsity	ON	1	1	\$1500.00

Signature:

Charles O'Brien

Date:

10-29-2000

22,100

COACHING - SUMMARY P PROGRAM COMPARISON CHART 5

BOYS' TEAM COACHES (list coaches' names)	LEVEL OF COMPETITION (V, JV, FR, other)	ON/OFF CAMPUS	YEARS COACHING AT CURRENT SCHOOL	TOTAL YEARS COACHING	COACHING SALARY FOR CURRENT YEAR
BASEBALL					
MARK CRAIG	Varsity	on	1	27	\$1500.00
Doug Morswerth	Jr Varsity	on	1	1	\$1000.00
BASKETBALL					
LAKE KULLY	Varsity	on	6	30	\$11,000.00
Robbie Abraham	Jr Varsity	on	7	7	\$2,250.00
JOFFE EARLIN	Freshman	on	1	3	1700.00

Signature: _____ Date: Nov 99-2000

COACHING - SUMMARY PAGE TEAM COMPARISON CHART 6

BOYS' TEAM COACHES (list coaches' names)	LEVEL OF COMPETITION (V, JV, FR, other)	ON/OFF CAMPUS	YEARS COACHING AT CURRENT SCHOOL	TOTAL YEARS COACHING	COACHING SALARY FOR CURRENT YEAR
GROSS COUNTRY					
Woodie Jamison	Varsity	on	10	10	\$1,000.00
Wddie Jamison	JV Varsity	on	10	10	\$1,000.00
FOOTBALL					
Gene Peterson	Varsity	on	1	17	\$10,700.00
ERA Simpson	ASSIST-VJV	on	1	20	\$2,250.00
Billie Spencer	ASSIST-VJV	on	1	2	\$2,250.00
Tunier Marshall	FRESHMAN	on	7	7	\$1,000.00

Signature: Shale Adams

Date: 9/20/2000

COACHING - SUMMARY PAGE GRAM COMPARISON CHART 7

BOYS' TEAM COACHES (list coaches' names)	LEVEL OF COMPETITION (V, JV, FR, other)	ON/OFF CAMPUS	YEARS COACHING AT CURRENT SCHOOL	TOTAL YEARS COACHING	COACHING SALARY FOR CURRENT YEAR
GOLF					
MIKE ELLI	Varsity	on	13	18	\$1,500.00
SOCCER					
TENNIS					
Track					
Wade Dawson	Varsity				1,000
" "	JV				"

Signature: Sheldon Adams Date: 9/20/99-2000 38,650
22,100

G = 3670 60,750


B = 6470

1999-2000 KHSAA TITLE IX ATHLETICS AUDIT

Checklist - Overall Interscholastic Athletics Program

ADVANTAGE TO		BENEFIT	
NEITHER PROGRAM (Compliance)	BOYS' PROGRAM	GIRLS' PROGRAM	
	Boys Program		Accommodation of Interests and Abilities
Neither			Equipment and Supplies
Neither			Scheduling of Games and Practice Time
	Boys Program		Travel and Per Diem Allowances
	Boys Program		Coaching
Neither			Locker Rooms, Practice and Competitive Facilities
Neither			Medical and Training Facilities and Services
Neither			Publicity
Neither			Support Services
			Athletic Scholarships**
		Girls Program	Tutoring**
			Housing and Dining Facilities and Services**
			Recruitment of Student Athletes**

** Athletic scholarships, tutoring specifically for athletes, housing and dining facilities and services, and recruitment of student athletes are usually not relevant at the high school level.



FLEMING COUNTY HIGH SCHOOL

Brad Sorrell, Principal
Larry Burke, Assistant Principal
Route 2, Panther Boulevard
Flemingsburg, Kentucky 41041
(606) 845-6601
Fax (606) 845-3102

Mrs. Matthal Mullins,

I hope this finds you summer enjoyable. Mine has been terrible, I had so much sickness and death in our families its kept us on the road seems like half the summer. My wife just lost another Aunt to cancer, I more has it, and a step father with a tumor malign in his lung thats inoperable. I am sure we have more coming, but I have been blessed and my family it well I am so thankful. I have tried to explain this delay differently as best I can about extended employment. I just found out my boys basketball coach of 40 yrs resigned, but I do have a soccer program underway despite the opposition we had, grades 3-4-5 & 6. Looks great!

To whom it may concern, KHSAA,

In Relationship to our Athletic Salaries.

Again our Head Coaches in Football, Boys Basketball, and Girls Basketball is paid the same salary. This is of course 1,750⁰⁰ plus 45 extended days. Naturally someone that has 20 yrs teaching and coaching experience will earn more money per day than someone with a teaching degree and 10 years experience. So therefore for those 3 major programs the pay is identical.

All our coaching jobs are posted legally for 30 days. Every female that has applied in any position has been hired. I along would love to have more female coaches but the interest here is very low. Naturally in the process we have more men coaches and of course this will reflect a very high % of salaries among the female coaches. I try to explain this in my report every year, maybe we are a very few schools that use extended employment for that. Naturally I understand the concern. Our board of education does not charge us mileage for the use of 2 vans for girls golf and volleyball depending on numbers we have on the team, so that enables those teams to keep more money in their budget. Naturally everything is paid to offset football. Mrs. Mullins our youth soccer program is grades 3, 4, 5, 6th co ed. So I got it done, despite all opposition. Hope this is of help. Sincerely Charles Adams A.P.

Kentucky High School Athletic Association

To: Superintendent, Principal, and Athletic Director

From: Louis Stout, Commissioner *Louis Stout*
Brigid L. DeVries, Executive Assistant Commissioner

Date: April 17, 2002

Brigid L. DeVries

Subject: Review of 2001-2002 Title IX Forms

School: Fleming County High School

The KHSAA Audit Staff has received your submission of the 2001-2002 KHSAA required Title IX forms.

The information will be reviewed by appropriate Title IX Audit Staff and you will be notified if any additional information is necessary.

Remember your permanent Title IX file at the school must be kept current with information pertaining to your athletics program. Copies of the 2001-2002 KHSAA required documents must be kept as part of this file and are subject to Open Records Requests.

If we could be of further assistance, please do not hesitate to call anytime.