

Kentucky High School Athletic Association

To: Superintendent, Principal, and Athletic Director _____

From: Louis Stout, Commissioner
Brigid L. DeVries, Executive Assistant Commissioner

Louis Stout
Brigid L. DeVries

Date: June 5, 2001

Subject: Review of 2000-2001 Title IX Forms

Enclosed please find a copy of a review of the 2000-2001 Title IX Forms, submitted by your school. A copy of this information must be included in your permanent Title IX file at your school. In addition, you may find an attachment with corrected copies of the forms submitted by your school personnel. Please review this information so the forms can be completed accurately in the future.

Also, KHSAA Audit Staff may have requested a re-submission of some of the 2000-2001 Title IX forms or need additional information on your athletic programs. Please submit this information by the date requested if this is applicable.

Remember your permanent Title IX file at the school must be kept current with information pertaining to your athletics program. Copies of all KHSAA required documents should be part of this file and are subject to Open Records requests.

Should you need any further information, please do not hesitate to call anytime.

Memo

To: KHSAA Member School Superintendents, Principals, and Athletic Directors

From: Louis Stout, Commissioner
Brigid L. Devries, Executive Assistant Commissioner

Date: May 31, 2001

RE: 2001 Title IX Forms Submission

School Garrett HS Reviewed By Danny C. Reeves

The following is a status report regarding the required 2000 - 2001 Title IX submission of forms due in to the KHSAA office by April 15, 2001. Appropriate audit personnel have reviewed these forms and the following is a summary of this review.

I. Checklist of Forms properly submitted in a satisfactory manner:

- | | |
|---|--|
| <input checked="" type="checkbox"/> GE 19 (Annual Verification) | <input checked="" type="checkbox"/> T-4 (Summary Program Chart 4) |
| <input checked="" type="checkbox"/> T-1 (Summary Program Chart 1) | <input checked="" type="checkbox"/> T-41 (Checklist - Overall Interscholastic Program) |
| <input checked="" type="checkbox"/> T-2 (Summary Program Chart 2) | <input checked="" type="checkbox"/> T-60 (Corrective Action Plan) |
| <input checked="" type="checkbox"/> T-3 (Summary Program Chart 3) | <input checked="" type="checkbox"/> T-63 (Interscholastic Survey Results) |

II. Status

A. 2000 - 2001 Forms are satisfactory and no further information or action is necessary at this time.

B. Errors have been noted with respect to the following forms and corrected copies are being returned to you for placement in your Title IX file to ensure proper submission in the future.

T-4

C. The following forms were omitted and must be submitted by school representatives.

D. Other Recommendation and Comments:

• Corrections to T-4 cannot be made
due to missing JV information.
Resubmit this form by JUNE 20, 2001

ACCOMMODATION OF INTERESTS AND ABILITIES
SUMMARY PROGRAM CHART 2

Participation Opportunities Test Two

Program	Number of Teams Currently Offered (1)	Number of Teams Added in Last Five Years (2)	Number of Participants Added in Last Five Years (3)	Percent of Total Participation By Sex (4)	
GIRLS	varsity:	9	3	74	32.7%
	j.v.:	4	2	35	15.5 %
	frosh:	1	0	0	0%
	other:	-	-	-	-
	total:	14	5	112	49.6%
BOYS	varsity:	9	2	28 = 178	13% 15.7%
	j.v.:	3	0	0	0%
	frosh:	1	0	0	0%
	other:	-	-	-	-
	total:	13	2	28 = 178	13% 15.7%

- 1) Calculate the number of interscholastic teams offered for girls at each competitive level (for example, varsity, junior varsity, and freshman levels).
- 2) Calculate the number of interscholastic teams that have been added in the last five years at each competitive level.
- 3) Determine the total number of participants that are currently on the teams that were added in the last five years.
- 4) Calculate the percentage of participants that have been added in the last five years. For example, if girls' varsity soccer (22 participants), junior varsity soccer (18 participants), junior varsity golf (8 participants), and freshman softball (15 participants) have been added in the last five years, then 63 participation opportunities have been added for girls. If the total number of female participants in the program is 300 (taken from Form T-1, Column 4), then 21% of the current opportunities (63 of 300) have been added in the last five years. Note: The total number of male/female participants should be the same as Column 4 on Summary Program Chart 1 on Form T-1.

Note: If the percentage of current female participants added in the last five years is 25% or greater, compliance with test two may be possible. If less than 25%, then compliance with test three should be analyzed. **CAUTION:** 25% is not a formal compliance standard. The count shall be taken on the first day of competition for students that are officially members of the team.

Signature: Kenneth D. Hunt Date: 4/3/01

**ACCOMMODATION OF INTERESTS AND ABILITIES
SUMMARY PROGRAM CHART 4**

Levels of Competition Test One

Team Levels	GIRLS	BOYS
Total Number of Athletics Participants in All Levels	226	178
1. Number of Varsity Teams Offered	9	9
2. Number of Participants on all Varsity Teams	145	118
3. Percentage of Total Varsity Participants By Sex	64.2%	66.3%
4. Number of Junior Varsity Teams Offered	4	3
5. Number of Participants on all Junior Varsity Teams	28.9	28.0%
6. Percentage of Total Junior Varsity Participants By Sex	56.5%	43.5%
7. Number of Freshman Teams Offered	1	1
8. Numbers of Participants on all Freshman Teams	16	10
9. Percentage of Total Freshman Participants By Sex	.077%	.06%

% for Boys = Girls column should = 100%

- 1) Determine the number of teams at the varsity, junior varsity, and freshman levels for boys and girls. (#1, 4, 7)
- 2) Determine the total number of participants for boys and girls at each competitive level. (#2, 5, 8)
- 3) Calculate the percentage of female and male participants at each level. (3, 6, 9)
Example: Take the total number of female participants from the Summary Program Chart 1 (Form T-1) and divide it into the number of total participants for each varsity, junior varsity and freshman level. Perform the same calculation for male participants. For example, if there are a total of 300 female participants, and 180 girls are on varsity teams, 80 girls on junior varsity teams, and 40 girls on freshman teams, then 60% of girls' participation opportunities are at the varsity level (180 divided by 300), 27% are at the junior varsity level (80 divided by 300), and 13% are at the freshman level (40 divided by 300). If there are a total of 400 male participants, and 250 participate at the varsity level, 100 boys participate on junior varsity teams, and 50 boys participate on freshman teams, then 63% of boys participate at the varsity level (250 divided by 400), 25% compete at the junior varsity level (100 divided by 400), and 13% compete at the freshman level (50 divided by 400).

Signature: Kenneth D. Hunt Date: 4/3/01

GENDER EQUITY REVIEW COMMITTEE

GARRARD COUNTY HIGH SCHOOL

KEVIN STULL
214 ROYALTY DRIVE
LANCASTER, KY. 40444
(859)792-1404
PRINCIPAL

GARY OLIVER
1447 RICHMOND ROAD
LANCASTER, KY. 40444
(859)792-4141
BOARD MEMBER

MR. KENNETH HURT
59 LONG BRANCH DRIVE
LANCASTER, KY. 40444
(859) 792-3510
ASSISTANT PRINCIPAL/A.D.

VINCE PENNINGTON
114 S. 4TH STREET
DANVILLE, KY. 40422
(859)236-4141
BOARD ATTORNEY

MS. ANITA BEGLEY
6975 HWY 52W
PAINT LICK, KY. 40461
(859)792-1375
TITLE IX

MICHAEL TAYLOR
316 W. BUFORD
LANCASTER, KY. 40444
(859)792-2056
STUDENT/ATHLETE

MR. CECIL COMBS
123 LONGVIEW CT.
LANCASTER, KY. 40444
(859)792-9484
HEAD COACH

SABRINA BRUNER
649 BALLARD DRIVE
LANCASTER, KY. 40444
(859)548-5881
STUDENT/ATHLETE

MS. LINDA RUDOLPH
241 LEXINGTON ST.
LANCASTER, KY. 40444
(859)792- 2608
COUNSELOR/COACH

DEBBIE CRADDOCK
373 HERRINGTON HAVEN
LANCASTER, KY. 40444
(859)792-4389
PARENT

**ACCOMMODATION OF INTERESTS AND ABILITIES
SUMMARY PROGRAM CHART 1**

Participation Opportunities Test One

Program	Enrollment (1)	Percentage of Total Enrollment (3)	Number of Interscholastic Participants (double and triple count) (4)	Percent of Total Participation (5)
GIRLS	325	50.47%	226	55.9%
BOYS	320	49.6%	178	44.1%
Totals (2)	645	100%	404	100%

Instructions:

*Number of 8th grade students & below used in Column 4 calculations if applicable: 56

- 1) Determine the total number of girls enrolled.
Determine the total number of boys enrolled.
- 2) Add the total number of girls and boys enrolled to determine total enrollment.
- 3) Calculate the percentage of total enrollment that is female. Calculate the percentage of total enrollment that is male.
- 4) Ask the head coaches to review the most updated eligibility or squad lists for their teams. Ask coaches to confirm the names of those individuals who are on the team as of the first date of competition, and cross out the names of those who were cut from the team or quit the team prior to the first competitive event. Determine the total number of interscholastic athletics participants that are girls. In order to determine the total number of athletics participants an individual should be counted each time he or she participates on a team. For example, if Jane Doe competes on the varsity volleyball team, the junior varsity volleyball team, the junior varsity basketball team, and the varsity softball team, she should be counted as four participants (do not include club or intramural sports participants or cheerleaders). Calculate the same way for boys and girls. * In addition, should 8th grade students and below play on a Freshman, Junior Varsity, or Varsity team, they should also be counted for each team and sport they participate in. If applicable, please asterisk the above notation as to how many 8th grade students & below are included.
- 5) Calculate the percentage of female participation (Column 1) based on information from (Column 4).

Calculate the percentage of male participation (Column 1) based on information from (Column 4).

Note: While being within three percent is not a formal compliance standard; if the percent listed in Column 5 is within 3% of Column 3, then it provides a good target within which compliance is likely.

Signature: Kenneth D. Hunt Date: 4/3/01

ACCOMMODATION OF INTERESTS AND ABILITIES
SUMMARY PROGRAM CHART 2


Participation Opportunities Test Two

Program	Number of Teams Currently Offered (1)	Number of Teams Added in Last Five Years (2)	Number of Participants Added in Last Five Years (3)	Percent of Total Participation By Sex (4)	
GIRLS	varsity:	9	3	74	32.7%
	j.v.:	4	2	35	15.5 %
	frosh:	1	0	0	0%
	other:	-	-	-	-
	total:	14	5	112	49.6%
BOYS	varsity:	9	2	28	13%
	j.v.:	3	0	0	0%
	frosh:	1	0	0	0%
	other:	-	-	-	-
	total:	13	2	28	13%

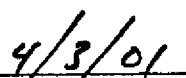
- 1) Calculate the number of interscholastic teams offered for girls at each competitive level (for example, varsity, junior varsity, and freshman levels).
- 2) Calculate the number of interscholastic teams that have been added in the last five years at each competitive level.
- 3) Determine the total number of participants that are currently on the teams that were added in the last five years.
- 4) Calculate the percentage of participants that have been added in the last five years. For example, if girls' varsity soccer (22 participants), junior varsity soccer (18 participants), junior varsity golf (8 participants), and freshman softball (15 participants) have been added in the last five years, then 63 participation opportunities have been added for girls. If the total number of female participants in the program is 300 (taken from Form T-1, Column 4), then 21% of the current opportunities (63 of 300) have been added in the last five years. Note: The total number of male/female participants should be the same as Column 4 on Summary Program Chart 1 on Form T-1.

Note: If the percentage of current female participants added in the last five years is 25% or greater, compliance with test two may be possible. If less than 25%, then compliance with test three should be analyzed. **CAUTION:** 25% is not a formal compliance standard. The count shall be taken on the first day of competition for students that are officially members of the team.

Signature: _____



Date: _____



ACCOMMODATION OF INTERESTS AND ABILITIESSUMMARY PROGRAM CHART 3Participation Opportunities Test Three

If girls are underrepresented in the interscholastic athletics program, answer the following questions for girls only. If boys are underrepresented in the interscholastic athletics program, answer the following questions for boys only.	GIRLS		BOYS
1. Is there an intramural team offered in a sport not now available in the interscholastic athletics program? (YES or NO)	NO		NO
2. For a sport <u>not</u> currently offered, is there sufficient interest to form a viable interscholastic team based on participation on an intramural team or community recreation teams? (YES or NO)	NO		NO
3. For a sport currently offered, is there enough interest to form a viable team for a junior varsity, freshman, or other interscholastic level that is not currently offered? (YES or NO)	NO		NO
4. If you answered yes to question one, two, <u>or</u> three, are there enough other high schools in your school's normal competitive region offering the sport and competitive level of sport to constitute enough competition for a reasonable competitive schedule? (YES or NO)			

Signature: _____

Kenneth D. Hunt

Date: _____

4/3/01

ACCOMMODATION OF INTERESTS AND ABILITIES
SUMMARY PROGRAM CHART 4

Levels of Competition Test One

Team Levels	GIRLS	BOYS
Total Number of Athletics Participants in All Levels	226	178
1. Number of Varsity Teams Offered	9	9
2. Number of Participants on all Varsity Teams	145	118
3. Percentage of Total Varsity Participants By Sex	64.2%	66.3%
4. Number of Junior Varsity Teams Offered	4	3
5. Number of Participants on all Junior Varsity Teams	28.9	28.0%
6. Percentage of Total Junior Varsity Participants By Sex	56.5%	43.5%
7. Number of Freshman Teams Offered	1	1
8. Numbers of Participants on all Freshman Teams	16	10
9. Percentage of Total Freshman Participants By Sex	.077%	.06%

- 1) Determine the number of teams at the varsity, junior varsity, and freshman levels for boys and girls. (#1, 4, 7)
- 2) Determine the total number of participants for boys and girls at each competitive level. (#2, 5, 8)
- 3) Calculate the percentage of female and male participants at each level. (3, 6, 9)
 Example: Take the total number of female participants from the Summary Program Chart 1 (Form T-1) and divide it into the number of total participants for each varsity, junior varsity and freshman level. Perform the same calculation for male participants. For example, if there are a total of 300 female participants, and 180 girls are on varsity teams, 80 girls on junior varsity teams, and 40 girls on freshman teams, then 60% of girls' participation opportunities are at the varsity level (180 divided by 300), 27% are at the junior varsity level (80 divided by 300), and 13% are at the freshman level (40 divided by 300). If there are a total of 400 male participants, and 250 participate at the varsity level, 100 boys participate on junior varsity teams, and 50 boys participate on freshman teams, then 63% of boys participate at the varsity level (250 divided by 400), 25% compete at the junior varsity level (100 divided by 400), and 13% compete at the freshman level (50 divided by 400).

Signature: Kenneth D. Hunt Date: 4/3/01

2000-2001 KHSAA TITLE IX ATHLETICS AUDIT

Checklist - Overall Interscholastic Athletics Program

Areas of Compliance	ADVANTAGE TO		
	GIRLS' PROGRAM	BOYS' PROGRAM	NEITHER PROGRAM (Compliance)
Equipment and Supplies			C
Scheduling of Games and Practice Time			C
Travel and Per Diem Allowances			C
Coaching			C
Locker Rooms, Practice and Competitive Facilities			C
Medical and Training Facilities and Services			C
Publicity			C
Support Services			C
Athletic Scholarships**	N/A	N/A	
Tutoring**	N/A	N/A	
Housing and Dining Facilities and Services**	N/A	N/A	
Recruitment of Student Athletes**	N/A	N/A	

** Athletic scholarships, tutoring specifically for athletes, housing and dining facilities and services, and recruitment of student athletes are usually not relevant at the high school level.

Signature: Kenneth D. Hunt Date: 4/3/01

School Year: 2000-01
 Signature: [Signature]
 Date: 4/3/01

TITLE IX CORRECTIVE ACTION PLAN

To utilize this form indicate the intended area which needs corrective action and the suggested change time table for implementation. You may copy this form as needed. Please attach corrective action plans along with audit forms and submit by April 15, 2001.

ITEM FOR CORRECTION	SUGGESTED CHANGE	TIME TABLE FOR CORRECTIVE ACTION
UPGRADE SOCCER FIELD	ADD LIGHTS	2000-01 (IF FUNDS AVAILABLE)
	WATERING SYSTEM	2 YEARS
	BERMUDA GRASS	HAVE BEGUN TO SOW BERMUDA - 2 YEAR PROCESS
ADD TENNIS COURTS	BUILD TENNIS COURTS	2-3 YEARS AS MONEY BECOMES AVAILABLE
ADD TRACK	BUILD TRACK	WHEN MONEY BECOMES AVAILABLE
ADD OFFICE SPACE FOR WOMENS SPORTS	CREATE OFFICE SPACE-TURN P.E OFFICE INTO OFFICE SPACE	NEXT YEAR
LOCKER ROOMS FOR WOMENS SPORTS	TURN CONCESSIONS STORAGE AREA INTO LOCKER ROOMS- FOR GIRLS SOCCER AND SOFTBALL	

INTERSCHOLASTIC ATHLETICS SURVEY
Summary Of Student Responses

Instructions:

1. Summarize the Student Athletics Interest Surveys by listing the total number of responses on the line next to each sport.
2. Under the other category please provide a listing of the sports as well as the number of students who are interested in participating.
3. Please sign and date the Summary Form (T-63) and mail the Summary Form only to the KHSAA by April 15, 2001. Do not mail the original.

Date: 4/3/01
Completed By: Kenneth D. Hunt

Fall Sports (List Total Number of Participation Responses)

135 Football
136 Girls' Volleyball
31 Boys' Volleyball
12 Boys' Cross-Country
15 Girls' Cross-Country
20 Girls' Field Hockey
24 Boys' Golf
22 Girls' Golf
46 Boys' Soccer
79 Girls' Soccer

Winter Sport (List Total Number of Responses)

109 Boys' Basketball
59 Girls' Basketball
20 Boys' Swimming & Diving
72 Girls' Swimming & Diving
65 Boys' Wrestling
84 Girls' Gymnastics
19 Boys' Indoor Track
18 Girls' Indoor Track

Spring Sport (List Total Number of Responses)

40 Boys' Track
47 Girls' Track
62 Girls' Tennis
16 Boys' Tennis
34 Girls' Slow Pitch Softball
77 Girls' Fast Pitch Softball
107 Boys' Baseball

Other Sports (From Survey Question 10)

Name of Sport	Number of Students Interested in Participating
<u>BOXING-5</u>	<u>KARATE-3</u>
<u>ICE HOCKEY-26</u>	<u>RUGBY-4</u>
<u>DANCE TEAM-24</u>	<u>BADMITTEN-5</u>
<u>BOWLING-3</u>	<u>FENCING-2</u>
<u>WRESTLING-18</u>	<u>RODEO-5</u>
<u>FIELD HOCKEY-2</u>	<u>WATER POLO-1</u>
<u>BOYS VOLLEYBALL-5</u>	<u>LACROSSE-6</u>
<u>GYMNASTICS-9</u>	

Number of Students who participate in Intramural Sports. (From Survey Question 5)

Sport	Number
<u>GIRLS SOCCER-4</u>	<u>TRUCK PULLS-2</u>
<u>FOOTBALL-8</u>	<u>TENNIS-1</u>
<u>BASKETBALL-20</u>	<u>GYMNASTICS-1</u>
<u>SOFTBALL-10</u>	<u>POWDER PUFF-4</u>
<u>BASEBALL-9</u>	<u>SOCCER-5</u>
<u>POWDER PUFF-1</u>	<u>CHEERLEADING-2</u>
	<u>DANCE TEAM-2</u>
	<u>SKATING-1</u>

NOTE: 73 SAID THEY DID- WE DO NOT OFFER INTRAMURALS.

List Intramural Sports students are interested in adding: (From Survey Question 6)

Sport	Number
<u>BOWLING-1</u>	<u>BASEBALL-5</u>
<u>BASKETBALL-27</u>	<u>GIRLS WRESTLING-6</u>
<u>SOFTBALL-5</u>	<u>RUGBY-3</u>
<u>ICE HOCKEY-12</u>	<u>BOYS VOLLEYBALL-6</u>
<u>FLAG FOOTBALL-2</u>	<u>LACROSSE-3</u>
<u>BOXING-3</u>	<u>POLO-1</u>
<u>SOCCER-14</u>	<u>BILLARDS-1</u>
	<u>FOOTBALL-14</u>
	<u>BOYS HOCKEY-5</u>
	<u>DIVING-2</u>
	<u>BADMITTEN-3</u>
	<u>DANCE TEAM-15</u>
	<u>MARTIAL ARTS-2</u>
	<u>VOLLEYBALL-8</u>
	<u>TENNIS-1</u>
	<u>WRESTLING-3</u>
	<u>GIRLS FOOTBALL-5</u>
	<u>POWDER PUFF-2</u>
	<u>RODEO-3</u>
	<u>TRUCK PULLS-2</u>
	<u>SKATEBOARDING-1</u>
	<u>DRAG RACING-1</u>
	<u>GYMNASTICS-3</u>
	<u>SWIM-3</u>
	<u>TRACK-1</u>
	<u>FIELD HOCKEY-2</u>
	<u>CHEERLEADING-3</u>

Participation in Non-School Sports Activities (From Survey Question 7)

Sport	Number
<u>BASKETBALL-57</u>	<u>BOXING-1</u>
<u>SOFTBALL-25</u>	<u>HORSEBACK RIDING-4</u>
<u>ICE HOCKEY-2</u>	<u>FOOTBALL-21</u>
<u>INDOOR SOCCER-3</u>	<u>RUNNING-2</u>
<u>BASEBALL-19</u>	<u>TENNIS-6</u>
<u>GYMNASTICS-10</u>	<u>DRAG RACING-1</u>
<u>TRACK-1</u>	<u>KARATE-4</u>
<u>X-COUNTRY-1</u>	<u>WEIGHTLIFTING-1</u>
<u>SOCCER-8</u>	<u>SKATING-2</u>
<u>HUNTING-4</u>	<u>VOLLEYBALL-7</u>
<u>FISHING-4</u>	<u>RODEO-4</u>
	<u>BULL RIDING-2</u>
	<u>TRUCK PULLS-1</u>
	<u>CAR RACING-1</u>
	<u>SWIM-6</u>
	<u>CO-ED FOOTBALL-1</u>
	<u>PAINTBALL-1</u>
	<u>BOWLING-4</u>
	<u>GOLF-4</u>
	<u>4-WHEELING-2</u>
	<u>BADMITTEN-1</u>
	<u>RUGBY-1</u>
	<u>ICESKATING-2</u>

Reasons for not participating in interscholastic athletics. (From Survey Question 8)

Response	Number
----------	--------

- 72 I prefer other activities such as band, chorus, etc.
- 109 I don't have time
- 42 The practice schedules and game times are inconvenient
- 43 The sport I like isn't offered
- 23 It's too expensive
- 9 I prefer to participate in club or intramural sports
- 116 Working
- 77 Other

TRANSPORTATION, HEALTH, GRADES, AND INTREST

Student Suggestions to encourage participation

OFFER MIDDLE SCHOOL VOLLEYBALL, OFFER WRESTLING, HAVE FUN, INNOVATIVE
SCHEDULING, MORE ACTIVITIES, BETTER EQUIPMENT, ONE HOUR PRACTICIES, ADD TENNIS
COURTS, ADD TRACK, VOLLEYBALL FOR BOYS, INCREASE SCHOOL SPIRIT, HELP WITH
TRANSPORTATION, ANNOUNCE TRYOUTS, UPGRADE SOCCER FIELD, ADD OUTDOOR BASKETBALL COURTS.

Kenneth D. Hunt
Signature

4/3/01
Date

APR 06 2001

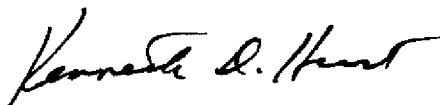
GARRARD COUNTY HIGH SCHOOL
ATHLETIC DEPARTMENT

CORRECTIVE ACTION PLAN IN RESPONSE TO TITLE IX FINAL AUDIT
REPORT.

The following pages include responses to requests for the following information:

- 1) Need for a written policy relative to game and practice uniforms.
- 2) Separate chart for boys and girls swim team.
- 3) Coaching summary chart.
- 4) Need for additional office spaces for coaches.
- 5) Conversion of storage building to a field house for girls soccer and softball.
- 6) Adding of lights to the soccer field.
- 7) Adding additional volleyball courts to the gym.
- 8) Creation of a weight room schedule.
- 9) Addition of booster club funds to the budget.
- 10) Method of selecting cheerleaders.
- 11) Prime Time Contests for Girl's Basketball.
- 12) Years of Coaching experience included with the Coaches summary chart.

Kenneth D. Hurt



Assistant Principal/A.D.

GARRARD COUNTY HIGH SCHOOL
ATHLETIC DEPARTMENT

OFFICE SPACE FOR COACHES:

Presently, the following coaches have office spaces:

- 1) Football
- 2) Girl's Basketball
- 3) Boy's Basketball

Corrective Action Plan:

- 1) Create office space for the girl's soccer team and girl's softball in the conversion process of the concession/storage area to a field house for softball and girl's soccer.
- 2) Baseball to create office space in the concession/press box area of the baseball field.
- 3) Volleyball will be assigned an office space in the gym.

GARRARD COUNTY HIGH SCHOOL
ATHLETIC DEPARTMENT

COMPETITIVE FACILITIES:

June 25 – July 9 has been set aside to sand the gym floor and create 2 new additional Volleyball courts as well as a main floor court. This will allow us to practice on 2 courts at the same time as well as allow us to host district, regional, and invitational tournaments where you must have 2 courts being hosting games at the same time.

WEIGHT ROOM SCHEDULE:

At the end of the school year, the A.D. and coaches will sit down and develop a weight room schedule and post it for all to see.

GARRARD COUNTY HIGH SCHOOL
ATHLETIC DEPARTMENT

CHEERLEADER SELECTION

We will have only one cheerleading squad composed of 25 – 30 girls.

The cheerleaders will cheer at all home football games, boy's basketball games, and girl's basketball games. The cheerleaders will also cheer for an even number of boys and girls away games. The cheerleaders will cheer for all playoff football games as well as all post season games for boys and girls basketball.

Within the cheerleading team will be a competition squad. This will be composed of the best cheerleaders and will represent our high school in all cheerleading competition events.

GARRARD COUNTY HIGH SCHOOL
ATHLETIC BUDGETS

Sport -----	Budget -----	+	Booster -----	=
		--		--
Cross Country – Boys	\$ 600.			
Cross Country – Girls	\$ 600.			
Basketball – Boys	\$9478.	+	\$1,932.05	\$11,410.05
Basketball – Girls	\$9478.	+	\$6,240.46	\$15,718.46
Football	\$18057.	+	\$8828.54	\$26885.54
Golf – Boys	\$1500.			
Golf – Girls	\$1500.			
Tennis – Boys	\$1200.			
Tennis – Girls	\$1200.			
Baseball	\$4725.	+	\$1,020.79	\$ 5745.79
Softball	\$4725.	+	\$2,100.00	\$ 6825.00
Cheerleading – Boys	\$3465.			
Cheerleading – Girls	\$3465.			
Track – Boys	\$ 750.			
Track – Girls	\$ 750.			
Soccer – Boys	\$4725.			
Soccer – Girls	\$4725.			
Swimming – Boys	\$1000.			
Swimming – Girls	\$1000.			
Volleyball	\$3780.			

GARRARD COUNTY HIGH SCHOOL
ATHLETIC DEPARTMENT

PRIME TIME EVENTS:

2000 – 01

The following dates were the ones in which the girl's basketball team played in Prime Time:

Dec. 9(Sat)	Madison Central
Dec. 22(Fri)	Rockcastle County – Berea Tournament
Dec. 22(Fri)	Madison Central – Berea Tournament
Jan. 12(Fri)	Monticello
Jan. 13(Sat)	Somerset
Feb. 9(Fri)	Boyle County
Mar. 2(Fri)	Mercer County

Note: Please note that as Athletic Director and Head Girl's Basketball Coach, I have the authority to schedule my games on any Friday or Saturday night that I so choose. I prefer to play on Mondays and Thursdays and consider that Prime Time for my program.

The High School Athletic Association should know of the difficulty in scheduling. We are working to increase the number of prime time games over the next 2 year period.

COACHING - SUMMARY PROGRAM COMPARISON CHART 1

GIRLS' TEAM COACHES (list coaches' names)	LEVEL OF COMPETITION (V, JV, FR, other)	ON/OFF CAMPUS	YEARS COACHING AT CURRENT SCHOOL	TOTAL YEARS COACHING	COACHING SALARY FOR CURRENT YEAR
BASKETBALL					
Kenneth D. Huett	Varsity	on	30	30	\$ 6,270.00
Jerry Compton	J.V.	on	16	16	\$ 3,444.00
Jenny Texter	Fr.	off	1	2	\$ 1,626.00
CROSS COUNTRY					
Dennis Custard	Varsity	on	3	18	\$ 659.50
Loei Johnson	Varsity	on	1	1	\$ 388.50
GOLF					
Scotty Medina	Varsity/J.V.	on	7	7	\$ 855.00

Signature: Kenneth D. Huett Date: 4/3/01

COACHING - SUMMARY PROGRAM COMPARISON CHART 2

GIRLS' TEAM COACHES (list coaches' names)	LEVEL OF COMPETITION (V, JV, FR, other)	ON/OFF CAMPUS	YEARS COACHING AT CURRENT SCHOOL	TOTAL YEARS COACHING	COACHING SALARY FOR CURRENT YEAR
SOCCER					
Seth Coulter	Varsity	off	1	2	\$ 1,556.00
Tony Kluesener	J.V.	off	6	6	\$ 563.00
SOFTBALL					
Ricky Arnold	Varsity	on	25	25	\$ 2,188.00
Larry Ebert	J.V.	off	12	12	\$ 949.00
SWIMMING					
Jamie Hester	Varsity	on	8	8	\$ 577.00

Signature: Kenneth D. Hunt Date: 4/3/01

COACHING - SUMMARY PROGRAM COMPARISON CHART 3

GIRLS' TEAM COACHES (list coaches' names)	LEVEL OF COMPETITION (V, JV, FR, other)	ON/OFF CAMPUS	YEARS COACHING AT CURRENT SCHOOL	TOTAL YEARS COACHING	COACHING SALARY FOR CURRENT YEAR
TENNIS					
Matt Chamberlain	Varsity/J.V.	ON	4	4	\$ 855.00
TRACK					
Martin Bastin	Varsity	ON	3	3	\$ 699.00
Dennis Custard	Varsity/J.V.	ON	3	18	488.50
VOLLEYBALL					
Linda Rudolph	Varsity	ON	3	15	\$ 1,957.00
Karen Richardson	J.V.	ON	9	9	\$ 563.00

Signature: Kenneth D. Hunt Date: 4/3/01

COACHING - SUMMARY PROGRAM COMPARISON CHART 4

GIRLS' TEAM COACHES (list coaches' names)	LEVEL OF COMPETITION (V, JV, FR, other)	ON/OFF CAMPUS	YEARS COACHING AT CURRENT SCHOOL	TOTAL YEARS COACHING	COACHING SALARY FOR CURRENT YEAR
OTHER SPORTS (list)					
None					

Signature: *Kenneth D. Hunt*

Date: 4/3/01

COACHING - SUMMARY PROGRAM COMPARISON CHART 5

BOYS' TEAM COACHES (list coaches' names)	LEVEL OF COMPETITION (V, JV, FR, other)	ON/OFF CAMPUS	YEARS COACHING AT CURRENT SCHOOL	TOTAL YEARS COACHING	COACHING SALARY FOR CURRENT YEAR
BASEBALL					
Scotty Meaida	Varsity	on	7	7	\$ 1,877.00
Scotty Bolin	J.V.	off	2	2	\$ 772.00
BASKETBALL					
Cecil Combs	Varsity	on	3	10	\$ 4,888.00
Dennis Custard	J.V.	on	3	18	\$ 3,013.00
D.Y. Hacker	FR.	on	2	2	\$ 1,626.00

Signature: Kenneth D. Hunt Date: 4/3/01

COACHING - SUMMARY PROGRAM COMPARISON CHART 6

BOYS' TEAM COACHES (list coaches' names)	LEVEL OF COMPETITION (V, JV, FR, other)	ON/OFF CAMPUS	YEARS COACHING AT CURRENT SCHOOL	TOTAL YEARS COACHING	COACHING SALARY FOR CURRENT YEAR
CROSS COUNTRY					
Dennis Custard	Varsity	on	3	18	\$ 659.50
Loni Johnson	Varsity	on	1	1	\$ 388.50
FOOTBALL					
Jeff Hester	Varsity	on	9	9	\$ 5,826.00
Doug Preston	Varsity	on	3	9	\$ 3,562.00
Keis Caasham	Varsity	on	1	5	\$ 1,938.00
Kevin Montgomery	V-J.V.	off	4	4	\$ 1,938.00
Jake Simms	V-J.V.	off	1	1	\$ 1,762.00
Lamont Hocker	V-J.V.	off	1	1	Volunteer

Signature: Kenneth D. Hunt Date: 4/3/01

COACHING - SUMMARY PROGRAM COMPARISON CHART 7

BOYS' TEAM COACHES (list coaches' names)	LEVEL OF COMPETITION (V, JV, FR, other)	ON/OFF CAMPUS	YEARS COACHING AT CURRENT SCHOOL	TOTAL YEARS COACHING	COACHING SALARY FOR CURRENT YEAR
GOLF					
Dave McDaniel	Varsity	on	8	11	\$ 949.00
SOCCER					
Bret Bowman	Varsity	off	1	1	\$ 1,550.00
TENNIS					
David Henseman	Varsity	on	2	3	\$ 777.00

Signature: Kenneth S. Hunt Date: 4/3/01

COACHING - SUMMARY PROGRAM COMPARISON CHART 8

BOYS' TEAM COACHES (list coaches' names)	LEVEL OF COMPETITION (V, JV, FR, other)	ON/OFF CAMPUS	YEARS COACHING AT CURRENT SCHOOL	TOTAL YEARS COACHING	COACHING SALARY FOR CURRENT YEAR
TRACK					
Martin Bastin	Varsity	on	3	3	\$ 699.00
Dennis Custand	Varsity-J.V.	on	3	18	\$ 488.50
WRESTLING					
None					
OTHER SPORTS (HS)					
Swimming					
Jamie Hester	Varsity	on	8	8	\$ 577.00

Signature: Kenneth O. Hunt Date: 4/3/01

EQUIPMENT AND SUPPLIES - TEAM CHART

TEAM

Swim Team - Girls

Number of Game Uniform Items Provided to Participants	shorts or pants: shirts or jerseys: jackets: sweat shirts/pants: 0 pairs of shoes:
Number of Practice Uniform Items Provided to Participants (only if different from game uniforms)	shorts or pants: shirts or jerseys: jackets: sweat shirts/pants: 0 pairs of shoes:
Quality of Game Uniforms (excellent, good, fair, poor)	New each year purchased by participant
Quality of Practice Uniforms (excellent, good, fair, poor)	_____
Sport-specific equipment provided (bats, gloves, balls, sticks, bags, etc.)	Kickboards goggles leg floats
Sport-specific quality (excellent, good, fair, poor)	excellent
Number of student managers	0
Are student managers volunteers? (YES or NO)	_____
Equipment storage arrangements (excellent, good, fair, poor)	Storage cabinet

Signature: Jamie B. Hester Date: 4/2/01

SCHEDULING OF GAMES AND PRACTICE TIMES - TEAM CHART

TEAM

Swim Team - Girls

Number of regular season games	3
Maximum number of regular season games permitted for your sport	15
Number of scrimmages	2 allowed
Number of post-season tournament games	Region/state
Is the time of day for games satisfactory? YES or NO	yes
If your team could schedule games at another time of day, would you choose to do that? YES or NO	No
Is the day of the week for games satisfactory? YES or NO	yes
If your team could compete on a different day of the week, would you choose to do that? YES or NO	No
How many weeks of practice do you have before your first regular season game?	6 weeks
Is the time of day for practices satisfactory? YES or NO	No - pool Availability dictates
Is the length of practices satisfactory? YES or NO	No - Time of day dictates
Is the number of practices satisfactory? YES or NO	No - need more cannot justify with
Concerns:	current time of practice.

Signature: Jamie B. Nesto

Date: 4/2/01

TRAVEL AND PER DIEM BENEFITS - TEAM CHART

TEAM

Swim Team - Girls

Number of trips to away games using -	school bus:	11-4
	charter bus:	-
	van:	-
	rental car:	-
	personal car:	-
Arrival time before games -	less than 1 hour:	✓ (11)
	one to two hours:	
	two to three hours:	
	three to four hours:	
Leave immediately after games?		yes
Type of meals during travel -	fast food:	yes
	buffet restaurant:	-
	good quality restaurant:	-
Amount of money for meals		None - pay themselves
Number of athletes on travel squad		35
Number of overnight stays for regular season games		-
Number of overnight stays for post-season games		-
Type of housing during travel -	medium quality hotels:	-
	good quality hotels:	-
	low budget hotels:	-
Number of athletes per room		-

Signature: Jamie B. West

Date: 4/2/01

COACHING

TEAM

Swim Team - Girls

BENEFITS	
Are you paid by the school or others (for example, by the boosters or head coach) for coaching? YES or NO	School swimming
How many years have you coached at your current school?	4
How many years have you coached (include all education levels, professional and amateur coaching experience)?	10 yrs
Do you work full time at the school where you coach? YES or NO	yes
Do you ever miss practices because of your job? YES or NO	NO
Do you ever miss games because of your job? YES or NO	NO
What is the best finish of any teams you have coached?	checkland's District Champs
Have you ever been named conference coach of the year? YES or NO	NO
Have you ever been named regional coach of the year? YES or NO	NO
Have you ever been named state coach of the year? YES or NO	NO
Have you ever been named national coach of the year? YES or NO	NO

Signature: Jamie B. Nestor Date: 4/2/01

MEDICAL AND TRAINING FACILITIES AND SERVICES - TEAM CHART

TEAM

Swim Team - Girls

BENEFITS	YES	NO
Are the athletes on your team required to have a physical examination before they can compete?	✓	
Do the athletes (or parents/guardians) pay for the physical exam?	✓ + ✓	
Is a medical doctor assigned routinely to attend your home games?		✓
Is a medical doctor assigned routinely to attend your away games?		✓
Is a medical doctor assigned routinely to attend your practices?		✓
Is a certified trainer assigned routinely to attend your home games?		✓
Is a certified trainer assigned routinely to attend your away games?		✓
Is a certified trainer assigned routinely to attend your practices?		✓
Is a student trainer assigned routinely to attend your home games?		✓
Is a student trainer assigned routinely to attend your away games?		✓
Is a student trainer assigned routinely to attend your practices?		✓
Do members of your team use the weight room?	✓ occasionally	
If members of your team use the weight room, is the schedule for use satisfactory?	✓	
Do members of your team use the training room for taping or treatment of injuries?		✓
If members of your team use the training room, is the schedule for use satisfactory?	—	
Concerns:		

Signature: Jamie B. Hester

Date: 4/2/01

PUBLICITY - TEAM CHART

7 30

TEAM

Swim Team - Girls

BENEFITS	YES	NO
Is your team provided with a brochure or "media guide," either just for your team or as part of seasonal or annual guide?	✓	
Are game programs provided for your team?		✓
Are schedule cards or pocket schedules provided for your team (including whether your team's schedule is included in a seasonal schedule card?		✓
Do cheerleaders perform at your home games?		✓
If the cheerleaders do not perform at your home games, would you like them to?	we have no home games	
Do cheerleaders from your school perform at your away games?		✓
If the cheerleaders do not perform at your away games, would you like them to?		✓
Does the pep band perform at your home games?		✓
If the pep band does not perform at your home games, would you like them to?		✓
Does a pep band from your school perform at your away games?		✓
If the pep band does not perform at your away games, would you like them to?		✓
Do support groups other than the cheerleaders or pep band ever perform at your home games (e.g., mascot, drill or dance team, etc.)?		✓
If support groups other than the cheerleaders or pep band do not perform at your home games, would you like them to?		✓
Do support groups other than the cheerleaders or pep band ever perform at your away games (for example, mascot, drill team, dance team, etc.)?		✓
If support groups other than the cheerleaders or pep band do not perform at your away games, would you like them to?		✓

Signature: Jamie S. Hester

Date: 4/2/01

SUPPORT SERVICES

TEAM

Swim Team - Girls

BENEFITS	YES	NO
Do you have an individual, private office provided to you for your coaching duties?		✓
Do you have a shared office provided to you for your coaching duties?		✓
Do you need office space specifically for your coaching duties?		✓
Do you have satisfactory access to the office machines you need for your coaching duties, such as computer, printer, photocopier?		✓
Is there an administrative staff member (such as the athletic director) available if needed for your team?	✓	
Is there a secretary or other staff member available to assist you with clerical work for your team?		✓
Do you use the services of the clerical staff member often?		—
Do you need clerical assistance for your team?		—

Signature:

Jamie B. Heston

Date:

4/2/01

TUTORING - TEAM CHART**

TEAM

Swim Team - Girls

Number of athletes receiving tutoring	
Are tutors available often enough? YES or NO	
Tutors are: professional educators:	N/A
graduate students:	
undergraduate students:	
high school students:	
Amount(s) tutors are paid	

** If applicable to program.

Signature: James B. Nestor Date: 4/2/01

HOUSING AND DINING FACILITIES AND SERVICES - TEAM CHART**

TEAM

Swim Team - Girls

BENEFITS	No one	Parents	Boosters/School	Coach(es)
Who provides pre-game meals to the athletes on your team?				
Who provides post-game meals to the athletes on your team?		N/A		
Is special housing ever provided to athletes on your team before or after home contests? If so, who pays for the special housing?				
Concerns/Comments:				

** If applicable to program.

Signature:

Jamie B. West

Date:

4/2/01

EQUIPMENT AND SUPPLIES - TEAM CHART

TEAM

Swim Team - Boys

Number of Game Uniform Items Provided to Participants	shorts or pants: shirts or jerseys: jackets: sweat shirts/pants: 0 pairs of shoes:
Number of Practice Uniform Items Provided to Participants (only if different from game uniforms)	shorts or pants: shirts or jerseys: jackets: sweat shirts/pants: 0 pairs of shoes:
Quality of Game Uniforms (excellent, good, fair, poor)	new each year purchased by participant
Quality of Practice Uniforms (excellent, good, fair, poor)	—
Sport-specific equipment provided (bats, gloves, balls, sticks, bags, etc.)	kickboards goggles leg floats
Sport-specific quality (excellent, good, fair, poor)	excellent
Number of student managers	0
Are student managers volunteers? (YES or NO)	—
Equipment storage arrangements (excellent, good, fair, poor)	storage cabinet

Signature: James B. Heston Date: 4/2/01

SCHEDULING OF GAMES AND PRACTICE TIMES - TEAM CHART

TEAM

Swim Team - Boys

Number of regular season games	3
Maximum number of regular season games permitted for your sport	15
Number of scrimmages	2 Allowed
Number of post-season tournament games	region/state
Is the time of day for games satisfactory? YES or NO	yes
If your team could schedule games at another time of day, would you choose to do that? YES or NO	No
Is the day of the week for games satisfactory? YES or NO	yes
If your team could compete on a different day of the week, would you choose to do that? YES or NO	No
How many weeks of practice do you have before your first regular season game?	6 weeks
Is the time of day for practices satisfactory? YES or NO	No - pool availability dictates
Is the length of practices satisfactory? YES or NO	No - time of day dictates
Is the number of practices satisfactory? YES or NO	No - need more cannot justify
Concerns:	with current time of practice

Signature: Jamie S. Hest

Date: 4/2/01

TRAVEL AND PER DIEM BENEFITS - TEAM CHART

TEAM

Swim Team - Boys

Number of trips to away games using -	school bus:	11-4
	charter bus:	-
	van:	-
	rental car:	-
	personal car:	-
Arrival time before games -	less than 1 hour:	✓ (all)
	one to two hours:	
	two to three hours:	
	three to four hours:	
Leave immediately after games?		yes
Type of meals during travel -	fast food:	yes
	buffet restaurant:	-
	good quality restaurant:	-
Amount of money for meals		None - pay themselves
Number of athletes on travel squad		35
Number of overnight stays for regular season games		-
Number of overnight stays for post-season games		-
Type of housing during travel -	medium quality hotels:	-
	good quality hotels:	-
	low budget hotels:	-
Number of athletes per room		-

Signature: Jamie B. Hest

Date: 4/2/01

COACHING

TEAM

Swimming - Boys

BENEFITS	
Are you paid by the school or others (for example, by the boosters or head coach) for coaching? YES or NO	School Swimming
How many years have you coached at your current school?	4
How many years have you coached (include all education levels, professional and amateur coaching experience)?	10 YES.
Do you work full time at the school where you coach? YES or NO	YES
Do you ever miss practices because of your job? YES or NO	NO
Do you ever miss games because of your job? YES or NO	NO
What is the best finish of any teams you have coached?	Cheerleading District Champs
Have you ever been named conference coach of the year? YES or NO	NO
Have you ever been named regional coach of the year? YES or NO	NO
Have you ever been named state coach of the year? YES or NO	NO
Have you ever been named national coach of the year? YES or NO	NO

Signature: James Hester

Date: 4/2/01

MEDICAL AND TRAINING FACILITIES AND SERVICES - TEAM CHART

TEAM

Swim - Boys

BENEFITS	YES	NO
Are the athletes on your team required to have a physical examination before they can compete?	✓	
Do the athletes (or parents/guardians) pay for the physical exam?	✓	+ ✓
Is a medical doctor assigned routinely to attend your home games?		✓
Is a medical doctor assigned routinely to attend your away games?		✓
Is a medical doctor assigned routinely to attend your practices?		✓
Is a certified trainer assigned routinely to attend your home games?		✓
Is a certified trainer assigned routinely to attend your away games?		✓
Is a certified trainer assigned routinely to attend your practices?		✓
Is a student trainer assigned routinely to attend your home games?		✓
Is a student trainer assigned routinely to attend your away games?		✓
Is a student trainer assigned routinely to attend your practices?		✓
Do members of your team use the weight room?	✓	<i>occasionally</i>
If members of your team use the weight room, is the schedule for use satisfactory?	✓	
Do members of your team use the training room for taping or treatment of injuries?		✓
If members of your team use the training room, is the schedule for use satisfactory?		—
Concerns:		

Signature: Jamie B. West

Date: 4/2/01

PUBLICITY - TEAM CHART

7 32

TEAM

Swim Team - Boys

BENEFITS	YES	NO
Is your team provided with a brochure or "media guide," either just for your team or as part of seasonal or annual guide?	✓	
Are game programs provided for your team?		✓
Are schedule cards or pocket schedules provided for your team (including whether your team's schedule is included in a seasonal schedule card?)		✓
Do cheerleaders perform at your home games?		✓
If the cheerleaders do not perform at your home games, would you like them to?	WE HAVE NO Home Games	
Do cheerleaders from your school perform at your away games?		✓
If the cheerleaders do not perform at your away games, would you like them to?		✓
Does the pep band perform at your home games?		✓
If the pep band does not perform at your home games, would you like them to?		✓
Does a pep band from your school perform at your away games?		✓
If the pep band does not perform at your away games, would you like them to?		✓
Do support groups other than the cheerleaders or pep band ever perform at your home games (e.g., mascot, drill or dance team, etc.)?		✓
If support groups other than the cheerleaders or pep band do not perform at your home games, would you like them to?		✓
Do support groups other than the cheerleaders or pep band ever perform at your away games (for example, mascot, drill team, dance team, etc.)?		✓
If support groups other than the cheerleaders or pep band do not perform at your away games, would you like them to?		✓

Signature: Jamie B. Hertz

Date: 4/2/01

SUPPORT SERVICES

TEAM

Swim - Boys

BENEFITS	YES	NO
Do you have an individual, private office provided to you for your coaching duties?		✓
Do you have a shared office provided to you for your coaching duties?		✓
Do you need office space specifically for your coaching duties?		✓
Do you have satisfactory access to the office machines you need for your coaching duties, such as computer, printer, photocopier?		✓
Is there an administrative staff member (such as the athletic director) available if needed for your team?	✓	
Is there a secretary or other staff member available to assist you with clerical work for your team?		✓
Do you use the services of the clerical staff member often?		—
Do you need clerical assistance for your team?		—

Signature:

Jammi B. Hesto

Date:

4/2/01

TUTORING - TEAM CHART**

TEAM

Swim Team - Boys

Number of athletes receiving tutoring	
Are tutors available often enough? YES or NO	
Tutors are: professional educators:	N/A
graduate students:	
undergraduate students:	
high school students:	
Amount(s) tutors are paid	

** If applicable to program.

Signature: Jamie S. Oesto Date: 4/2/01

HOUSING AND DINING FACILITIES AND SERVICES - TEAM CHART**

TEAM Swim Team - Boys

BENEFITS	No one	Parents	Boosters/School	Coach(es)
Who provides pre-game meals to the athletes on your team?				
Who provides post-game meals to the athletes on your team?			N/A	
Is special housing ever provided to athletes on your team before or after home contests? If so, who pays for the special housing?				
Concerns/Comments:				

** If applicable to program.

Signature: Jamie B. Heston Date: 4/02/01