


Kentucky High School Athletic Association

To: Superintendent, Principal, and Athletic Director

From: Louis Stout, Commissioner
Brigid L. DeVries, Executive Assistant Commissioner



Date: June 22, 2001

Subject: Review of 2000-2001 Title IX Forms

School: Lafayette High School

The KHSAA Audit Staff has received your re-submission of the 2000-2001 Title IX forms and/or additional information requested on your athletic programs. We have reviewed the information submitted and have found it to be satisfactory and no further information or action is necessary at this time.

We will notify you at later date, in the early fall, when we will be scheduling a follow up Title IX visit to your school to check on the construction etc.


Remember your permanent Title IX file at the school must be kept current with information pertaining to your athletics program. Copies of all KHSAA required documents should be part of this file and are subject to Open Records Requests.

If we could be of further assistance, please do not hesitate to call anytime.

Kentucky High School Athletic Association

To: Superintendent, Principal, and Athletic Director

From: Louis Stout, Commissioner
Brigid L. DeVries, Executive Assistant Commissioner



Date: May 29, 2001

Subject: Review of 2000-2001 Title IX Forms

Enclosed please find a copy of a review of the 2000-2001 Title IX Forms, submitted by your school. A copy of this information must be included in your permanent Title IX file at your school. In addition, you may find an attachment with corrected copies of the forms submitted by your school personnel. Please review this information so the forms can be completed accurately in the future.

Also, KHSAA Audit Staff may have requested a re-submission of some of the 2000-2001 Title IX forms or need additional information on your athletic programs. Please submit this information by the date requested if this is applicable.

Remember your permanent Title IX file at the school must be kept current with information pertaining to your athletics program. Copies of all KHSAA required documents should be part of this file and are subject to Open Records requests.

Should you need any further information, please do not hesitate to call anytime.

Memo

To: KHSAA Member School Superintendents, Principals, and Athletic Directors

From: Louis Stout, Commissioner
Brigid L. Devries, Executive Assistant Commissioner

(Handwritten initials)

(Handwritten initials)

Date: May 25, 2001

RE: 2001 Title IX Forms Submission

School Lafayette H.S. Reviewed By D.C. Reeves

The following is a status report regarding the required 2000 - 2001 Title IX submission of forms due in to the KHSAA office by April 15, 2001. Appropriate audit personnel have reviewed these forms and the following is a summary of this review.

I. Checklist of Forms properly submitted in a satisfactory manner:

- GE 19 (Annual Verification)
- T-1 (Summary Program Chart 1)
- T-2 (Summary Program Chart 2)
- T-3 (Summary Program Chart 3)
- T-4 (Summary Program Chart 4)
- T-41 (Checklist - Overall Interscholastic Program)
- T-60 (Corrective Action Plan)
- T-63 (Interscholastic Survey Results)

II. Status

- A. 2000 - 2001 Forms are satisfactory and no further information or action is necessary at this time.
- B. Errors have been noted with respect to the following forms and corrected copies are being returned to you for placement in your Title IX file to ensure proper submission in the future.

T-1

(Handwritten initials)

- C. The following forms were omitted and must be submitted by school representatives.

T-63 - Interscholastic Survey Results

(Handwritten notes and initials)
6/17/01
D.C.R.

D. Other Recommendation and Comments:

(1) Bd. of Ed. has taken action to approve construction / completion of softball field on campus. Other corrective action noted - Good job!

(2) Does school have access to booster club information; specifically, records re: funds spent & money raised?

ACCOMMODATION OF INTERESTS AND ABILITIES

SUMMARY PROGRAM CHART 1

Participation Opportunities Test One

Program	Enrollment (1)	Percentage of Total Enrollment (3)	Number of Interscholastic Participants (double and triple count) (4)	Percent of Total Participation (5)
GIRLS	899	52.0	216	24.0
BOYS	831	48.0	268	32.3
Totals (2)	1730	100%	100%	

Handwritten notes:
 To the right of the table, there are calculations: $216 \div 484 = 44.6\%$ (circled) and $268 \div 484 = 55.4\%$ (circled).
 Above the table, there is a note: $total: 484$.

Instructions:

- Determine the total number of girls enrolled. Determine the total number of boys enrolled.
- Add the total number of girls and boys enrolled to determine total enrollment.
- Calculate the percentage of total enrollment that is female. Calculate the percentage of total enrollment that is male.
- Ask the head coaches to review the most updated eligibility or squad lists for their teams. Ask coaches to confirm the names of those individuals who are on the team as of the first date of competition, and cross out the names of those who were cut from the team or quit the team prior to the first competitive event. Determine the total number of interscholastic athletics participants that are girls. In order to determine the total number of athletics participants an individual should be counted each time he or she participates on a team. For example, if Jane Doe competes on the varsity volleyball team, the junior varsity volleyball team, the junior varsity basketball team, and the varsity softball team, she should be counted as four participants (do not include club or intramural sports participants or cheerleaders). Calculate the same way for boys and girls.
- Calculate the percentage of female participation (column 1) based on information from (column 4).
Calculate the percentage of male enrollment (column 1) based on information from (column 4).

Note: While being within three percent is not a formal compliance standard; if the percent listed in column 5 is within 3% of column 3 then it provides a good target within which compliance is likely.

Signature: _____

Date: _____

APR 17 2001



**KENTUCKY HIGH SCHOOL ATHLETIC ASSOCIATION
ANNUAL VERIFICATION OF TITLE IX PROCEDURES**
(To be submitted by April 15, 2001 along with other required forms)

The Lafayette High School, Lexington, Kentucky
(Name of High School) (City)

certifies to the Kentucky High School Athletic Association that the following is an accurate and true representation of the facts surrounding compliance with Title 20, U.S.C. Titles 1681-1688, et. Seq. (also known as Title IX)

I certify the following provisions in accordance with records at the school contained in the permanent Title IX file, and to the best of my knowledge have completed the following tasks. (All boxes must be checked)

Established a gender equity committee at the high school. (list committee personnel provide attachment if necessary)

Name	Address	Phone	Title
Mike McKenzie	400 Reed Lane	(391-3474)	Principal
Damon Kelley	400 Reed Lane	381-3474	Asst. Boys Basketball
DON ADKINS	400 Reed Lane	381-3474	A.I.D.
Allison Denton	400 Reed Lane	381-3474	Softball, Asst Girls Basketball
Chris Langston	400 Reed Lane	381-3474	Baseball, Volleyball
Jill Travis	744 Cottage Grove	268-2827	Parent (G. Basketball softball)
Gail Daniel	3108 English Oak Cir.		Parent - Volleyball

Scheduled a minimum of three meetings during the 2000-2001 school year on the following dates:
Nov. 13, 2000, JAN. 30, 2001 April 3, 2001

Designated the following person as the Title IX coordinator for the school:

<u>DON ADKINS</u>	<u>A.I.D.</u>	<u>4970 Hardland Pky.</u>	<u>859-272-1534</u>
Name	Title	Address	Phone

School personnel is continuing to make periodic reviews of the boys and girls athletics program reflected in the Corrective Action Plan.

In addition to the above information, the above referenced school maintains a complete permanent file relative to Title IX records including copies of the self-assessment audit, all corrective action plans, and other related materials.

[Signature] A.I.D. Designated Rep. 4/02, 2001
(School Authorized Signature) Position (Principal, Designated Rep) (Date)

[Signature] Hanni Wilson
(Superintendent Signature) (School Board Chairperson)

ACCOMMODATION OF INTERESTS AND ABILITIES

SUMMARY PROGRAM CHART 1

Participation Opportunities Test One


Program	Enrollment (1)	Percentage of Total Enrollment (3)	Number of Interscholastic Participants (double and triple count) (4)	Percent of Total Participation (5)
GIRLS	899	52.0	216	24.0
BOYS	831	48.0	268	32.3
Totals (2)	1730	100%	100%	

Instructions:

- 1) Determine the total number of girls enrolled.
Determine the total number of boys enrolled.
- 2) Add the total number of girls and boys enrolled to determine total enrollment.
- 3) Calculate the percentage of total enrollment that is female. Calculate the percentage of total enrollment that is male.
- 4) Ask the head coaches to review the most updated eligibility or squad lists for their teams. Ask coaches to confirm the names of those individuals who are on the team as of the first date of competition, and cross out the names of those who were cut from the team or quit the team prior to the first competitive event. Determine the total number of interscholastic athletics participants that are girls. In order to determine the total number of athletics participants an individual should be counted each time he or she participates on a team. For example, if Jane Doe competes on the varsity volleyball team, the junior varsity volleyball team, the junior varsity basketball team, and the varsity softball team, she should be counted as four participants (do not include club or intramural sports participants or cheerleaders). Calculate the same way for boys and girls.
- 5) Calculate the percentage of female participation (column 1) based on information from (column 4).

Calculate the percentage of male enrollment (column 1) based on information from (column 4).

Note: While being within three percent is not a formal compliance standard; if the percent listed in column 5 is within 3% of column 3 then it provides a good target within which compliance is likely.

Signature:  Date: 4/2/01


ACCOMMODATION OF INTERESTS AND ABILITIES
SUMMARY PROGRAM CHART 2

Participation Opportunities Test Two

Program	Number of Teams Currently Offered (1)	Number of Teams Added in Last Five Years (2)	Number of Participants Added in Last Five Years (3)	Percent of Total Participation By Sex (4)
GIRLS	varsity: 9	0		
	j.v.: 5	1 S.B. 1 TENNIS	14 5	
	frosh: 2	1-VB	8	
	other:			
	total: 16	3	27	12.5%
BOYS	varsity: 10			
	j.v.: 3			
	frosh: 2			
	other:			
	total: 15	0	0	0

- 1) Calculate the number of interscholastic teams offered for girls at each competitive level (for example, varsity, junior varsity, and freshman levels).
- 2) Calculate the number of interscholastic teams that have been added in the last five years at each competitive level.
- 3) Determine the total number of participants that are currently on the teams that were added in the last five years.
- 4) Calculate the percentage of participants that have been added in the last five years. For example, if girls' varsity soccer (22 participants), junior varsity soccer (18 participants), junior varsity golf (8 participants), and freshman softball (15 participants) have been added in the last five years, then 63 participation opportunities have been added for girls. If the total number of female participants in the program is 300, taken from form T-1, column 4, then 21% of the current opportunities (63 of 300) have been added in the last five years. Note: The total number of male/female participants should be the same as item 4 on Summary Program Chart 1 on form T-1.

Note: If the percentage of current female participants added in the last five years is 25% or greater, compliance with test two may be possible. If less than 25%, then compliance with test three should be analyzed. CAUTION: 25% is not a formal compliance standard. The count shall be taken on the first day of competition for students that are officially members of the team.


Signature:  Date: 4/02/01

ACCOMMODATION OF INTERESTS AND ABILITIES

SUMMARY PROGRAM CHART 3

Participation Opportunities Test Three

If girls are underrepresented in the interscholastic athletics program, answer the following questions for girls only. If boys are underrepresented in the interscholastic athletics program, answer the following questions for boys only.	GIRLS		BOYS
1. Is there an intramural team offered in a sport not now available in the interscholastic athletics program? (YES or NO)	NO		
2. For a sport <u>not</u> currently offered, is there sufficient interest to form a viable interscholastic team based on participation on an intramural team or community recreation teams? (YES or NO)	Yes		
3. For a sport currently offered, is there enough interest to form a viable team for a junior varsity, freshman, or other interscholastic level that is not currently offered? (YES or NO)	NO		
4. If you answered yes to question one, two, <u>or</u> three, are there enough other high schools in your school's normal competitive region offering the sport and competitive level of sport to constitute enough competition for a reasonable competitive schedule? (YES or NO)	NO		


Signature: Don Calkin Date: 4/02/01


**ACCOMMODATION OF INTERESTS AND ABILITIES
SUMMARY PROGRAM CHART 4**

Levels of Competition Test One

Team Levels	GIRLS	BOYS
Total Number of Athletics Participants in All Levels		
1. Number of Varsity Teams Offered	9	10
2. Number of Participants on all Varsity Teams	136	171
3. Percentage of Total Varsity Participants By Sex	63,0	63,8
4. Total Number of Male Participants At All Levels	—	268
5. Number of Junior Varsity Teams Offered	5	4
6. Number of Participants on all Junior Varsity Teams	59	64
7. Percentage of Total Junior Varsity Participants By Sex	27,3	23,9
8. Number of Freshman Teams Offered	2	2
9. Numbers of Participants on all Freshman Teams	21	33
10. Percentage of Total Freshman Participants By Sex	9,7%	12,3%

- 1) Determine the number of teams at the varsity, junior varsity, and freshman levels for boys and girls. (#1, 5, 8)
- 2) Determine the total number of participants for boys and girls at each competitive level. (#2, 6, 9)
- 3) Calculate the percentage of female and male participants at each level. (3, 6, 9)
 Example: Take the total number of female participants from the Summary Program Chart 1 (form T-1) and divide it into the number of total participants for each level, varsity, junior varsity and freshman levels. Perform the same calculation for male participants. For example, if there are a total of 300 female participants, and 180 girls are on varsity teams, 80 girls on junior varsity teams, and 40 girls on freshman teams, then 60% of girls' participation opportunities are at the varsity level (180 divided by 300), 27% are at the junior varsity level (80 divided by 300), and 13% are at the freshman level (40 divided by 300). If there are a total of 400 male participants, and 250 participate at the varsity level, 100 boys participate on junior varsity teams, and 50 boys participate on freshman teams, then 63% of boys participate at the varsity level (250 divided by 400), 25% compete at the junior varsity level (100 divided by 400) and 13% compete at the freshman level (50 divided by 400).

Signature:  Date: 4/22/07

2000-2001 KHSAA TITLE IX ATHLETICS AUDIT

Checklist - Overall Interscholastic Athletics Program

Areas of Compliance	ADVANTAGE TO		
	GIRLS' PROGRAM	BOYS' PROGRAM	NEITHER PROGRAM (Compliance)
Opportunities			✓
Equipment and Supplies			✓
Scheduling of Games and Practice Time			✓
Travel and Per Diem Allowances			✓
Coaching			✓
Locker Rooms, Practice and Competitive Facilities		✓	
Medical and Training Facilities and Services			✓
Publicity			✓
Support Services			✓
Athletic Scholarships**			NA
Tutoring**			✓
Housing and Dining Facilities and Services**			NA
Recruitment of Student Athletes**			NA

** Athletic scholarships, tutoring specifically for athletes, housing and dining facilities and services, and recruitment of student athletes are usually not relevant at the high school level.

Signature: _____

Date: _____

4/02/01

School Year: 2000-2001
 Signature: [Signature]
 Date: 7/16/01

TITLE IX CORRECTIVE ACTION PLAN

To utilize this form indicate the intended area which needs corrective action and the suggested change time table for implementation. You may copy this form as needed. Please attach corrective action plans along with audit forms and submit by April 15, 2001.

ITEM FOR CORRECTION	SUGGESTED CHANGE	TIME TABLE FOR CORRECTIVE ACTION
<p>1. Cheerleading for boys and girls teams.</p>	<p>1.1 Cheerleaders will be provided for: football Boys Basketball Volleyball Girls Basketball</p>	<p>1.1 July 1, 2001</p>
<p>2. Uniforms are not replaced on a consistent basis.</p>	<p>1.2 There will be one squad of cheerleaders divided into two groups. The groups will rotate cheering for boys and girls teams.</p> <p>2.1 Each team will be permitted to purchase new team uniforms every 3 to 5 years, depending on need. All purchases must be approved by Title IX committee.</p>	<p>1.2 Effective immediately with try-outs.</p> <p>2.1 Effective immediately.</p>

[Faint, illegible text at the bottom of the page]

School Year: 2000-2001
 Signature: [Signature]
 Date: 7/16/01

**TITLE IX
CORRECTIVE ACTION PLAN**

To utilize this form indicate the intended area which needs corrective action and the suggested change time table for implementation. You may copy this form as needed. Please attach corrective action plans along with audit forms and submit by April 15, 2001.

ITEM FOR CORRECTION	SUGGESTED CHANGE	TIME TABLE FOR CORRECTIVE ACTION
3. There is no softball field on-site.	3.1 Board of Education approval on 2/26/01 for construction of on-site field for 2001-2002 school year.	3.1 Spring, 2002
4. Need to increase the number of girl participants in sports.	3.2 Transportation for the softball team will be provided this year by the school system from school to practice site.	3.2 March 15, 2001
	4.1 Add teams at 9th grade levels in softball, basketball and soccer - all girls teams	4.1 July 15, 2001
	4.2 Advertise 4.1 in middle schools	4.2 August 30, 2001

School Year: 2000-2001
 Signature: Janette M. Mubinyi
 Date: 4/16/01

**TITLE IX
CORRECTIVE ACTION PLAN**

To utilize this form indicate the intended area which needs corrective action and the suggested change time table for implementation. You may copy this form as needed. Please attach corrective action plans along with audit forms and submit by April 15, 2001.

ITEM FOR CORRECTION	SUGGESTED CHANGE	TIME TABLE FOR CORRECTIVE ACTION
5. Lack of information on award titles that are provided to teams.	5.1 Set a minimum and a maximum number of award titles for each sport. A. golf and tennis, 4-5 B. all others, 7-10	5.1 Completed
	5.2 All other awards, scholarships, etc. must have Title IX committee approval	5.2 Effective immediately
	5.3 Title IX committee will monitor awards on a yearly basis to determine if a gap exists.	5.3 May, 2002
	5.4 The principal will notify all coaches of the change.	5.4 4/16/01

**E. APPROVAL OF A BG-1 PROJECT APPLICATION
FOR THE CONSTRUCTION OF A GIRLS SOFTBALL FIELD
ON LAFAYETTE HIGH SCHOOL CAMPUS**

BACKGROUND:

On September 27, 1999, the coaching staff and girls softball booster club brought to the Board of Education a request to construct a softball field on the Lafayette High School campus. At that time the booster club was stating that they would fund the project. Based on the recommendation of the staff and in light of Title IX requirements, the Board approved the project. During a recent meeting with the Lafayette principal, the High School Director, members of the Lafayette Girls Softball Booster Club, and the Director, Physical Support Services, The boosters stated that their attempts to raise the necessary funds had fallen far short of the funds needed for the project. They attributed this to visibility and attention that has been focused of late on Title IX. Notwithstanding, the need for a softball field still exists to bring the District closer to compliance. The boosters requested that the District construct a basic softball field and they would undertake responsibility for further enhancements. A large portion of the driveway and additional parking in Phase I is needed due to the construction of SCAPA to separate traffic.

COST:

Construction Cost	\$133,500
Architect/Engineer Fee	\$ 9,000
Contingency 5%	\$ 7,500
	<u>\$150,000</u>

FUNDING SOURCE:

<u>Fund</u>	<u>Organization Code</u>	<u>Object Code</u>	<u>Project Code</u>	<u>Balance</u>
01	9221086	0450	CFWD	\$964,158.24

RECOMMENDATION:

A motion is in order to approve the recommendation as written below:

“approve the proposed BG-1 Project Application for the construction of a softball field on the Lafayette High School campus, in the amount of \$150,000, subject to approval of the Kentucky Department of Education, Division of Facilities Management.”

RATIONALE:

Construction of this softball field will greatly benefit the girls softball program at Lafayette High School and improve the District’s Title IX compliance.

INTERSCHOLASTIC ATHLETICS SURVEY
Summary Of Student Responses

Instructions:

1. Summarize the Student Athletics Interest Surveys by listing the total number of responses on the line next to each sport.
2. Under the other category please provide a listing of the sports as well as the number of students who are interested in participating.
3. Please sign and date the Summary Form (T-64) and mail the Summary Form only to the KHSAA by April 15, 2001. Do not mail the original.

Date: 4/02/01
Completed By: [Signature]

Fall Sports (List Total Number of Participation Responses)

158 Football
80 Girls' Volleyball
14 Boys' Volleyball
7 Boys' Cross-Country
9 Girls' Cross-Country
14 Girls' Field Hockey
28 Boys' Golf
12 Girls' Golf
30 Boys' Soccer
39 Girls' Soccer

Winter Sport (List Total Number of Responses)

107 Boys' Basketball
49 Girls' Basketball
24 Boys' Swimming & Diving
58 Girls' Swimming & Diving
43 Boys' Wrestling
37 Girls' Gymnastics
49 Boys' Indoor Track
49 Girls' Indoor Track

Spring Sport (List Total Number of Responses)

63 Boys' Track
63 Girls' Track
68 Girls' Tennis
24 Boys' Tennis
36 Girls' Slow Pitch Softball
30 Girls' Fast Pitch Softball
87 Boys' Baseball

Other Sports (From Survey Question 10)

Name of Sport	Number of Students Interested In Participating
Ice Hockey	25
Gymnastics	30

Number of Students who participate in Intramural Sports. (From Survey Question 5)

Sport	Number
Basketball	121 - total
Volleyball	
Weight Lifting	

List Intramural Sports students are interested in adding: (From Survey Question 6)

Sport	Number
Slow Pitch Softball	36

Participation in Non-School Sports Activities (From Survey Question 7)

Sport	Number
Skateboarding	170 yes
Hockey (Ice)	296 - no
Gymnastics	

Reasons for not participating in interscholastic athletics. (From Survey Question 8)

Response	Number
<u>74</u> I prefer other activities such as band, chorus, etc.	
<u>120</u> I don't have time	
<u>31</u> The practice schedules and game times are inconvenient	
<u>27</u> The sport I like isn't offered	
<u>13</u> It's too expensive	
<u>4</u> I prefer to participate in club or intramural sports	
<u>72</u> Working	
<u>43</u> Other	

Student Suggestions to encourage participation

NONE were given on the survey.



Signature

9/02/07

Date