


Kentucky High School Athletic Association

To: Superintendent, Principal, and Athletic Director _____

From: Louis Stout, Commissioner
Brigid L. DeVries, Executive Assistant Commissioner



Date: June 5, 2001

Subject: Review of 2000-2001 Title IX Forms

Enclosed please find a copy of a review of the 2000-2001 Title IX Forms, submitted by your school. A copy of this information must be included in your permanent Title IX file at your school. In addition, you may find an attachment with corrected copies of the forms submitted by your school personnel. Please review this information so the forms can be completed accurately in the future.

Also, KHSAA Audit Staff may have requested a re-submission of some of the 2000-2001 Title IX forms or need additional information on your athletic programs. Please submit this information by the date requested if this is applicable.

Remember your permanent Title IX file at the school must be kept current with information pertaining to your athletics program. Copies of all KHSAA required documents should be part of this file and are subject to Open Records requests.

Should you need any further information, please do not hesitate to call anytime.

Kentucky High School Athletic Association

KHSAA Form No. T65
4/23/01

Memo

To: KHSAA Member School Principals, Superintendents, And Athletic Directors

From: Louis Stout, Commissioner
Brigid L. Devries, Executive Assistant Commissioner

Date: May 22, 2001

RE: 2001 Title IX Forms Submission

School Lewis Co. Reviewed By Raymond W. Catlett

The following is a status report regarding the required 2000 - 2001 Title IX submission of forms due in to the KHSAA office by April 15, 2001. Appropriate audit personnel have reviewed these forms and the following is a summary of this review.

I. Checklist of Forms Submitted:

- GE 19 (Annual Verification)
- Form T-1 (Summary Program Chart 1)
- Form T-2 (Summary Program Chart 2)
- Form T-3 (Summary Program Chart 3)
- Form T-4 (Summary Program Chart 4)
- Form T-41 (Checklist - Overall Interscholastic Program)
- Form T-60 (Corrective Action Plan)
- Form T-63 (Interscholastic Survey Results)

II. Status

A. Forms are satisfactory and no further information or action is necessary at this time.

B. All forms have been submitted. However, errors have been noted with respect to the following.

T-2 (see copy attached) Please place the corrected information in your file. No further action necessary.

C. Other

All materials or information requested as a result of March 30, 2001 audit visit has been submitted. Good job on your program.

ACCOMMODATION OF INTERESTS AND ABILITIES

SUMMARY PROGRAM CHART 1

Participation Opportunities Test One

Program	Enrollment (1)	Percentage of Total Enrollment (3)	Number of Interscholastic Participants (double and triple count) (4)	Percent of Total Participation (5)
GIRLS	333	47.5	132	39.6
BOYS	368	52.5	192	52.1
Totals (2)	701	100%	100% 324	59.2

Instructions:

- 1) Determine the total number of girls enrolled.
Determine the total number of boys enrolled.
- 2) Add the total number of girls and boys enrolled to determine total enrollment.
- 3) Calculate the percentage of total enrollment that is female. Calculate the percentage of total enrollment that is male.
- 4) Ask the head coaches to review the most updated eligibility or squad lists for their teams. Ask coaches to confirm the names of those individuals who are on the team as of the first date of competition, and cross out the names of those who were cut from the team or quit the team prior to the first competitive event. Determine the total number of interscholastic athletics participants that are girls. In order to determine the total number of athletics participants an individual should be counted each time he or she participates on a team. For example, if Jane Doe competes on the varsity volleyball team, the junior varsity volleyball team, the junior varsity basketball team, and the varsity softball team, she should be counted as four participants (do not include club or intramural sports participants or cheerleaders). Calculate the same way for boys and girls.
- 5) Calculate the percentage of female participation (column 1) based on information from (column 4).

Calculate the percentage of male enrollment (column 1) based on information from (column 4).

Note: While being within three percent is not a formal compliance standard; if the percent listed in column 5 is within 3% of column 3 then it provides a good target within which compliance is likely.

Signature: Harry Kudwell Date: April 5, 2002

LEWIS COUNTY

APR 11 2001

**KENTUCKY HIGH SCHOOL
ATHLETIC ASSOCIATION**

TITLE IX

**MEMBER SCHOOLS
2000-2001 ANNUAL REPORT
FORMS**

**Submitted to KHSAA
By April 15, 2001**



**KENTUCKY HIGH SCHOOL ATHLETIC ASSOCIATION
ANNUAL VERIFICATION OF TITLE IX PROCEDURES**
(To be submitted by April 15, 2001 along with other required forms)

The Lewis County High School, Vanceburg, Kentucky
(Name of High School) (City)

certifies to the Kentucky High School Athletic Association that the following is an accurate and true representation of the facts surrounding compliance with Title 20, U.S.C. Titles 1681-1688, et. Seq. (also known as Title IX)

I certify the following provisions in accordance with records at the school contained in the permanent Title IX file, and to the best of my knowledge have completed the following tasks. (All boxes must be checked)

Established a gender equity committee at the high school. (list committee personnel provide attachment if necessary)

Name	Address	Phone	Title
John Cordle	PO Box 159, Vanceburg, KY	606/796-2811	Dir. of Title Programs
Mike Edington	PO Box 97, Vanceburg, KY	606/796-2823	Asst. Principal
Corky Prater	PO Box 99, Vanceburg, KY	606/796-2823	Head Football Coach
Kevin Lewis	PO Box 99, Vanceburg, KY	606/796-2823	Head Girls Basketball Coach
Shawma Mustard	611 Front, Vanceburg, KY	606/796-2641	Booster Club Sec/Trea
Gary Kidwell	PO Box 99, Vanceburg, KY	606/796-2823	Athletic Director
Rob Hall	PO Box 99, Vanceburg, KY	606/796-2811	Facilities Director
Monda Mustard	PO Box 99, Vanceburg, KY	606/796-2823	Student
Woody Underwood	PO Box 99, Vanceburg, KY	606/796-2823	Student

Scheduled a minimum of three meetings during the 2000-2001 school year on the following dates:
 June 20, 2000 _____
 November 29, 2000 _____
 May 25, 2001 _____

Designated the following person as the Title IX coordinator for the school:

Michael Edington	Asst. Principal	PO Box 99, Vanceburg, KY 41179	606/796-2823
Name	Title	Address	Phone

School personnel is continuing to make periodic reviews of the boys and girls athletics program reflected in the Corrective Action Plan.

In addition to the above information, the above referenced school maintains a complete permanent file relative to Title IX records including copies of the self-assessment audit, all corrective action plans, and other related materials.

Michael Edington
(School Authorized Signature)
Maureen Leedy
(Superintendent Signature)

Gary Kidwell
Position (Principal/Designated Rep)
John L. Leedy
(School Board Chairperson)

April 5, 20 01
(Date)

ACCOMMODATION OF INTERESTS AND ABILITIES

SUMMARY PROGRAM CHART 1

Participation Opportunities Test One


Program	Enrollment (1)	Percentage of Total Enrollment (3)	Number of Interscholastic Participants (double and triple count) (4)	Percent of Total Participation (5)
GIRLS	333	47.5	132	39.6
BOYS	368	52.5	192	52.1
Totals (2)	701	100%	100%	

Instructions:

- 1) Determine the total number of girls enrolled.
Determine the total number of boys enrolled.
- 2) Add the total number of girls and boys enrolled to determine total enrollment.
- 3) Calculate the percentage of total enrollment that is female. Calculate the percentage of total enrollment that is male.
- 4) Ask the head coaches to review the most updated eligibility or squad lists for their teams. Ask coaches to confirm the names of those individuals who are on the team as of the first date of competition, and cross out the names of those who were cut from the team or quit the team prior to the first competitive event. Determine the total number of interscholastic athletics participants that are girls. In order to determine the total number of athletics participants an individual should be counted each time he or she participates on a team. For example, if Jane Doe competes on the varsity volleyball team, the junior varsity volleyball team, the junior varsity basketball team, and the varsity softball team, she should be counted as four participants (do not include club or intramural sports participants or cheerleaders). Calculate the same way for boys and girls.
- 5) Calculate the percentage of female participation (column 1) based on information from (column 4).

Calculate the percentage of male enrollment (column 1) based on information from (column 4).

Note: While being within three percent is not a formal compliance standard; if the percent listed in column 5 is within 3% of column 3 then it provides a good target within which compliance is likely.

Signature:  Date: April 5, 2002

ACCOMMODATION OF INTERESTS AND ABILITIES
SUMMARY PROGRAM CHART 2

Participation Opportunities Test Two

Program	Number of Teams Currently Offered (1)	Number of Teams Added in Last Five Years (2)	Number of Participants Added in Last Five Years (3)	Percent of Total Participation By Sex (4)
GIRLS	varsity: 6	2	32	24.2
	j.v.: 3	2	30	22.7
	frosh: 0	0	0	0
	other: 0	0	0	0
	total: 9	4	60	45.4
BOYS	varsity: 6	0	0	0
	j.v.: 3	0	0	0
	frosh: 2	0	0	0
	other: 0	0	0	0
	total: 11	0	0	0

- 1) Calculate the number of interscholastic teams offered for girls at each competitive level (for example, varsity, junior varsity, and freshman levels).
- 2) Calculate the number of interscholastic teams that have been added in the last five years at each competitive level.
- 3) Determine the total number of participants that are currently on the teams that were added in the last five years.
- 4) Calculate the percentage of participants that have been added in the last five years. For example, if girls' varsity soccer (22 participants), junior varsity soccer (18 participants), junior varsity golf (8 participants), and freshman softball (15 participants) have been added in the last five years, then 63 participation opportunities have been added for girls. If the total number of female participants in the program is 300, taken from form T-1, column 4 then 21% of the current opportunities (63 of 300) have been added in the last five years. Note: The total number of male/female participants should be the same as item 4 on Summary Program Chart 1 on form T-1.

Note: If the percentage of current female participants added in the last five years is 25% or greater, compliance with test two may be possible. If less than 25%, then compliance with test three should be analyzed. CAUTION: 25% is not a formal compliance standard. The count shall be taken on the first day of competition for students that are officially members of the team.

Signature: Mary Hutchell Date: April 5, 2001

ACCOMMODATION OF INTERESTS AND ABILITIES**SUMMARY PROGRAM CHART 3****Participation Opportunities Test Three**

If girls are underrepresented in the interscholastic athletics program, answer the following questions for girls only. If boys are underrepresented in the interscholastic athletics program, answer the following questions for boys only.	GIRLS		BOYS
1. Is there an intramural team offered in a sport not now available in the interscholastic athletics program? (YES or NO)	NO		NO
2. For a sport <u>not</u> currently offered, is there sufficient interest to form a viable interscholastic team based on participation on an intramural team or community recreation teams? (YES or NO)	NO		NO
3. For a sport currently offered, is there enough interest to form a viable team for a junior varsity, freshman, or other interscholastic level that is not currently offered? (YES or NO)	NO		NO
4. If you answered yes to question one, two, or three, are there enough other high schools in your school's normal competitive region offering the sport and competitive level of sport to constitute enough competition for a reasonable competitive schedule? (YES or NO)	N/A		N/A

Signature: _____

Mary Hedwell

Date: April 5, 2001

ACCOMMODATION OF INTERESTS AND ABILITIES
SUMMARY PROGRAM CHART 4

Levels of Competition Test One

Team Levels		
Total Number of Athletics Participants in All Levels	GIRLS	BOYS
1. Number of Varsity Teams Offered	6	6
2. Number of Participants on all Varsity Teams	88	115
3. Percentage of Total Varsity Participants By Sex	66.8	59.9
4. Total Number of Male Participants At All Levels	N/A(132)	192
5. Number of Junior Varsity Teams Offered	3	3
6. Number of Participants on all Junior Varsity Teams	44	54
7. Percentage of Total Junior Varsity Participants By Sex	34.4	28.2
8. Number of Freshman Teams Offered	0	2
9. Numbers of Participants on all Freshman Teams	0	23
10. Percentage of Total Freshman Participants By Sex	0	11.9

- 1) Determine the number of teams at the varsity, junior varsity, and freshman levels for boys and girls. (#1, 5, 8)
- 2) Determine the total number of participants for boys and girls at each competitive level. (#2, 6, 9)
- 3) Calculate the percentage of female and male participants at each level. (3, 6, 9)
Example: Take the total number of female participants from the Summary Program Chart 1 (form T-1) and divide it into the number of total participants for each level, varsity, junior varsity and freshman levels. Perform the same calculation for male participants. For example, if there are a total of 300 female participants, and 180 girls are on varsity teams, 80 girls on junior varsity teams, and 40 girls on freshman teams, then 60% of girls' participation opportunities are at the varsity level (180 divided by 300), 27% are at the junior varsity level (80 divided by 300), and 13% are at the freshman level (40 divided by 300). If there are a total of 400 male participants, and 250 participate at the varsity level, 100 boys participate on junior varsity teams, and 50 boys participate on freshman teams, then 63% of boys participate at the varsity level (250 divided by 400), 25% compete at the junior varsity level (100 divided by 400), and 13% compete at the freshman level (50 divided by 400).

Signature: *Mary Reddell* Date: April 5, 2001

2000-2001 KHSAA TITLE IX ATHLETICS AUDIT

Checklist - Overall Interscholastic Athletics Program

Areas of Compliance	ADVANTAGE TO		
	GIRLS' PROGRAM	BOYS' PROGRAM	NEITHER PROGRAM (Compliance)
Opportunities			X
Equipment and Supplies			X
Scheduling of Games and Practice Time			X
Travel and Per Diem Allowances			X
Coaching			X
Locker Rooms, Practice and Competitive Facilities		X	
Medical and Training Facilities and Services			X
Publicity		X	
Support Services			X
Athletic Scholarships**			NA
Tutoring**			NA
Housing and Dining Facilities and Services**			NA
Recruitment of Student Athletes**			NA

** Athletic scholarships, tutoring specifically for athletes, housing and dining facilities and services, and recruitment of student athletes are usually not relevant at the high school level.

Signature: *Gay K. Howell* Date: April 5, 2001

School Year: 2000-2001

Signature: *Alan Thibault*

Date: April 5, 2001

TITLE IX CORRECTIVE ACTION PLAN

To utilize this form indicate the intended area which needs corrective action and the suggested change time table for implementation. You may copy this form as needed. Please attach corrective action plans along with audit forms and submit by April 15, 2001.

ITEM FOR CORRECTION	SUGGESTED CHANGE	TIME TABLE FOR CORRECTIVE ACTION
Girls Locker Room Facilities	Enlarge, renovate, and upgrade girls locker room facilities.	Architect inspected facilities on April 3, 2001. Architect is in process of developing plan to upgrade, expand locker rooms. Completion is expected during the 2001-2002 school year.
Publicity	To insure girls programs receive equal publicity as do boys program.	After review, immediate steps are in place to insure both programs receive equal publicity. This includes printed schedules, programs, newspaper releases and radio spots. Effective date April 1, 2001

INTERSCHOLASTIC ATHLETICS SURVEY
Summary Of Student Responses

Instructions:

1. Summarize the Student Athletics Interest Surveys by listing the total number of responses on the line next to each sport.
2. Under the other category please provide a listing of the sports as well as the number of students who are interested in participating.
3. Please sign and date the Summary Form (T-64) and mail the Summary Form only to the KHSAA by April 15, 2001. Do not mail the original.

Date: April 5, 2001
Completed By: Gary Kidwell, Ath. Dir.

Fall Sports (List Total Number of Participation Responses)

<u>117</u>	Football
<u>110</u>	Girls' Volleyball
<u>32</u>	Boys' Volleyball
<u>15</u>	Boys' Cross-Country
<u>14</u>	Girls' Cross-Country
<u>63</u>	Girls' Field Hockey
<u>33</u>	Boys' Golf
<u>12</u>	Girls' Golf
<u>40</u>	Boys' Soccer
<u>144</u>	Girls' Soccer

Winter Sport (List Total Number of Responses)

<u>85</u>	Boys' Basketball
<u>74</u>	Girls' Basketball
<u>31</u>	Boys' Swimming & Diving
<u>121</u>	Girls' Swimming & Diving
<u>70</u>	Boys' Wrestling
<u>68</u>	Girls' Gymnastics
<u>21</u>	Boys' Indoor Track
<u>17</u>	Girls' Indoor Track

Spring Sport (List Total Number of Responses)

<u>52</u>	Boys' Track
<u>51</u>	Girls' Track
<u>58</u>	Girls' Tennis
<u>28</u>	Boys' Tennis
<u>41</u>	Girls' Slow Pitch Softball
<u>78</u>	Girls' Fast Pitch Softball
<u>75</u>	Boys' Baseball

Other Sports (From Survey Question 10)

Name of Sport	Number of Students Interested In Participating
Lacross	2
_____	_____
_____	_____
_____	_____
_____	_____
_____	_____
_____	_____
_____	_____
_____	_____

Number of Students who participate in Intramural Sports. (From Survey Question 5)

Sport	Number
Basketball	53
_____	_____
_____	_____
_____	_____
_____	_____
_____	_____
_____	_____

List Intramural Sports students are interested in adding: (From Survey Question 6)

Sport	Number
Flag Football	50
Volley Ball	35
_____	_____
_____	_____
_____	_____
_____	_____
_____	_____

Participation in Non-School Sports Activities (From Survey Question 7)

Sport	Number
Summer Baseball	71
Summer Softball	39
Church Sports	50
Gymnastics	30
Karate	25
_____	_____
_____	_____


Reasons for not participating in interscholastic athletics. (From Survey Question 8)

Response	Number
I prefer other activities such as band, chorus, etc.	92
I don't have time	70
The practice schedules and game times are inconvenient	21
The sport I like isn't offered	55
It's too expensive	5
I prefer to participate in club or intramural sports	7
Working	36
Other	37
Parents work, parents won't allow them to play, friends don't play	

Student Suggestions to encourage participation

Additional opportunities

Increase school pride


Signature

April 5, 2001
Date

APR 11 2001

LEWIS COUNTY HIGH SCHOOL

RESPONSE TO TITLE IX AUDIT
OF MARCH 8, 2001

REQUESTED RESPONSE

1. Locker Rooms, Practice and Competitive Facilities

In response to girls locker rooms, the Lewis County Board of Education has met with an architect to develop plans for expansion and renovation of girls locker rooms. We expect this project to be completed during the 2001-2002 school year.

In response to the girls softball field, an electric scoreboard has been ordered and plans are being developed to install a press box facility.

It should be noted that neither the boys baseball field nor girls softball field currently has lights. Long range plans include lighting for both facilities.

2. Medical and Training Facilities and Services

During the past year, Lewis County employed a certified trainer for football and girls and boys basketball. The trainer provides services to all other athletes as needed. School staff plans to meet with the trainer before the end of the current school year to explore options.

The athletic director will meet with all coaches and develop a schedule for using the weight room. This schedule will be posted in the athletic director's office as well as in the weight room.

3. Publicity

Immediate steps are in place to insure boys and girls programs receive equal publicity. This includes printed schedules, programs, newspaper releases and radio spots. Effective Date April 1, 2001.

4. Cheerleaders

Next year's cheerleaders will be selected in May. The varsity squad will cheer 50% of the boys games and 50% of the girls games.

5. Prime Time Contests/Girls Basketball

The girls basketball schedule for 2001-2002 is basically set due to the second year of two year contracts. We do have some boys/girls double headers scheduled in which the girls will play prime time in half of those contests.

In developing our 2002-2003 schedule, our athletic director and coaches will develop a plan to insure a more equal number of prime time contests.

We have also asked our athletic director to discuss this issue at the state-wide meeting of athletic directors. We hope this will bring this issue to light and facilitate future prime time scheduling for girls basketball.

The attached forms are being submitted per request of the audit document.

BUDGETS - PROGRAM COMPARISON CHART I

Teams	equipment and supplies		travel		awards		coaches' salaries		facilities improvements		publications (if sport-specific)	
	B*	E	B	E	B	E	B	E	B	E	B	E
G basketball	10,600	8,529	0	0	300	285	7,200	7,200	0	0	0	0
B basketball	13,236	10,561	1,500	1,285	700	695	8,650	8,650	0	0	0	0
G softball	4,217	4,166	0	0	500	425	4,295	4,295	0	0	0	0
B baseball	8,300	5,237	0	0	400	340	4,385	4,385	0	0	0	0
G cross country	N/A											
B cross country	N/A											
G golf	485	300	400	350	200	185	909	909	0	0	0	0
B golf	485	205	200	135	200	185	927	927	0	0	0	0
G soccer	N/A											
B soccer	N/A											
G swimming	N/A											
B swimming	N/A											

Signature: Ally Pickrell Date: June 20, 2000

* Copyright 1999, Good Sports, Inc., Title IX and Gender Equity Specialists. All rights reserved.

BUDGETS - PROGRAM COMPARISON CHART 2

Teams	equipment and supplies		travel		awards		coaches' salaries		facilities improvements		publications (if sport-specific)	
	B	E	B	E	B	E	B	E	B	E	B	E
G track	450	300	100	100	200	185	1,150	1,150	0	0	0	0
B track	450	300	100	100	200	185	1,150	1,150	0	0	0	0
G tennis	425	166	100	90	150	85	468	468	0	0	0	0
B tennis	425	166	100	90	150	85	468	468	0	0	0	0
G volleyball	N/A											
B wrestling	N/A											
G (list sport)	N/A											
B (football)	20,300	13,747	0	0	800	725	12,080	12,080	0	0	0	0
G (list sport)	N/A											
B (list sport)	N/A											

* "B" is for budgets and "E" is for expenditures

Signature: Elroy McNeill Date: June 20, 2000

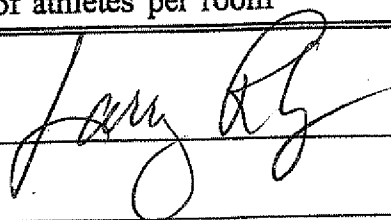
TRAVEL AND PER DIEM BENEFITS - TEAM CHART

TEAM

baseball - Lewis co.

Number of trips to away games using -	school bus:	15
	charter bus:	NA
	van:	NA
	rental car:	NA
	personal car:	NA
Arrival time before games -	less than 1 hour:	✓
	one to two hours:	NA
	two to three hours:	NA
	three to four hours:	NA
Leave immediately after games?		Yes
Type of meals during travel -	fast food:	✓
	buffet restaurant:	NA
	good quality restaurant:	NA
Amount of money for meals		NA
Number of athletes on travel squad		00
Number of overnight stays for regular season games		NONE
Number of overnight stays for post-season games		NONE
Type of housing during travel -	medium quality hotels:	NA NA
	good quality hotels:	NA
	low budget hotels:	NA
Number of athletes per room		

Signature:



Date:

June 20, 2000

TRAVEL AND PER DIEM BENEFITS - TEAM CHART

TEAM GIRLS SOFTBALL Lewis Co.

Number of trips to away games using -	school bus:	11
	charter bus:	
	van:	
	rental car:	
	personal car:	
Arrival time before games -	less than 1 hour:	✓
	one to two hours:	
	two to three hours:	
	three to four hours:	
Leave immediately after games?		Yes
Type of meals during travel -	fast food:	✓
	buffet restaurant:	
	good quality restaurant:	
Amount of money for meals		n/a
Number of athletes on travel squad		12 - 24 VARIES ✓/N
Number of overnight stays for regular season games		0
Number of overnight stays for post-season games		0
Type of housing during travel -	medium quality hotels:	n/a
	good quality hotels:	n/a
	low budget hotels:	n/a
Number of athletes per room		n/a


Signature: Terry V. Underwood Date: June 20, 2000

TRAVEL AND PER DIEM BENEFITS - TEAM CHART

TEAM

GIRLS bASKETbALL - Lewis Co.

Number of trips to away games using -	school bus:	14
	charter bus:	0
	van:	0
	rental car:	0
	personal car:	0
Arrival time before games -	less than 1 hour:	12
	one to two hours:	0
	two to three hours:	0
	three to four hours:	0
Leave immediately after games?		Yes
Type of meals during travel -	fast food:	✓
	buffet restaurant:	0
	good quality restaurant:	0
Amount of money for meals		0
Number of athletes on travel squad		15
Number of overnight stays for regular season games		0
Number of overnight stays for post-season games		0
Type of housing during travel -	medium quality hotels:	0
	good quality hotels:	0
	low budget hotels:	0
Number of athletes per room		

Signature: 

Date: June 20, 2000

TRAVEL AND PER DIEM BENEFITS - TEAM CHART

TEAM TRACK - Lewis co.

Number of trips to away games using -	school bus:	10
	charter bus:	
	van:	
	rental car:	
	personal car:	
Arrival time before games -	less than 1 hour:	✓ - 10
	one to two hours:	
	two to three hours:	
	three to four hours:	
Leave immediately after games?		10
Type of meals during travel -	fast food:	10
	buffet restaurant:	
	good quality restaurant:	
Amount of money for meals		0
Number of athletes on travel squad		28
Number of overnight stays for regular season games		0
Number of overnight stays for post-season games		0
Type of housing during travel -	medium quality hotels:	0
	good quality hotels:	0
	low budget hotels:	0
Number of athletes per room		0

Signature: James Bo Selvey Date: June 20, 2008

TRAVEL AND PER DIEM BENEFITS - TEAM CHART

TEAM

TENNIS - Lewis co.

Number of trips to away games using -	school bus:	11
	charter bus:	
	van:	
	rental car:	
	personal car:	
Arrival time before games -	less than 1 hour:	✓ 11
	one to two hours:	
	two to three hours:	
	three to four hours:	
Leave immediately after games?		All of them
Type of meals during travel -	fast food:	All of them
	buffet restaurant:	
	good quality restaurant:	
Amount of money for meals		none
Number of athletes on travel squad		10
Number of overnight stays for regular season games		none
Number of overnight stays for post-season games		none
Type of housing during travel -	medium quality hotels:	N/A
	good quality hotels:	
	low budget hotels:	
Number of athletes per room		N/A

Signature: Douglas W. Hampton

Date: June 30, 2000

COACHING - SUMMARY PROGRAM COMPARISON CHART 1

GIRLS' TEAM COACHES (list coaches' names)	LEVEL OF COMPETITION (V, JV, FR, other)	ON/OFF CAMPUS	YEARS COACHING AT CURRENT SCHOOL	TOTAL YEARS COACHING	COACHING SALARY FOR CURRENT YEAR
BASKETBALL					
Kevin Lewis	Varsity	ON	5	8	4200
Ken Scott	JV Ass't	ON	1	1	2000
Bob Smith	JV-2nd Ass't	ON	5	7	1,000
CROSS COUNTRY					
GOLF					
Sue Palmer	Varsity	ON	2	2	918

Signature: Mary Thedwell Date: June 20, 2000

* Copyright 1999, Good Sports, Inc., Title IX and Gender Equity Specialists. All rights reserved.

COACHING - SUMMARY PROGRAM COMPARISON CHART 5

BOYS' TEAM COACHES (list coaches' names)	LEVEL OF COMPETITION (V, JV, FR, other)	ON/OFF CAMPUS	YEARS COACHING AT CURRENT SCHOOL	TOTAL YEARS COACHING	COACHING SALARY FOR CURRENT YEAR
BASEBALL					
LARRY RILEY	VARSITY	ON	17	19	2450
JERRY BLOOMFIELD	ASST	ON	17	17	1675
TONY JOHNSON	ASST	ON	5	5	625
BASKETBALL					
JOE HAMPTON	VARSITY	ON	7	9	4,000
JAMES SILVEY	ASST	ON	7	8	2,000
SCOTT OSBONE	and ASST	ON	1	1	1,000

Signature: Gay Kidwell Date: June 30, 2000

* Copyright 1999, Grand Sports, Inc., Title IX and Gender Equity Specialists. All rights reserved.

COACHING - SUMMARY PROGRAM COMPARISON CHART 7

BOYS' TEAM COACHES (list coaches' names)	LEVEL OF COMPETITION (V, JV, FR, other)	ON/OFF CAMPUS	YEARS COACHING AT CURRENT SCHOOL	TOTAL YEARS COACHING	COACHING SALARY FOR CURRENT YEAR
GOLF					
SCOTT OSBORNE	VARSITY	ON	1	1	900
SOCCER					
TENNIS					
DOUG HAMPTON	VARSITY	ON	7	9	945

Signature: Gary Redwell Date: June 20, 2000

* Copyright 1999, Good Sports, Inc., Title IX and Gender Equity Specialists. All rights reserved.

COACHING - SUMMARY P. 1 - RAM COMPARISON CHART 8

BOYS' TEAM COACHES (list coaches' names)	LEVEL OF COMPETITION (V, JV, FR, other)	ON/OFF CAMPUS	YEARS COACHING AT CURRENT SCHOOL	TOTAL YEARS COACHING	COACHING SALARY FOR CURRENT YEAR
TRACK					
James Silvey	Varsity	ON	7	8	2322
WRESTLING					
OTHER SPORTS (list)					

Signature: Glenn Redwell Date: June, 2000

* Copyright 1999, Good Sports, Inc., Title IX and Gender Equity Specialists. All rights reserved.