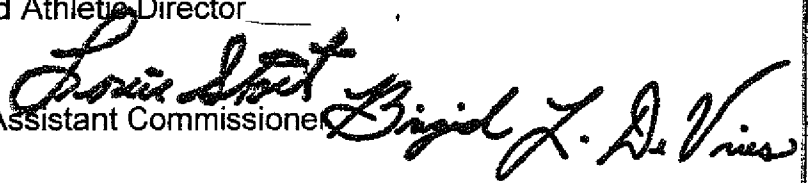


# Kentucky High School Athletic Association

To: Superintendent, Principal, and Athletic Director \_\_\_\_\_

From: Louis Stout, Commissioner  
Brigid L. DeVries, Executive Assistant Commissioner



Date: June 5, 2001

Subject: Review of 2000-2001 Title IX Forms

Enclosed please find a copy of a review of the 2000-2001 Title IX Forms, submitted by your school. A copy of this information must be included in your permanent Title IX file at your school. In addition, you may find an attachment with corrected copies of the forms submitted by your school personnel. Please review this information so the forms can be completed accurately in the future.

Also, KHSAA Audit Staff may have requested a re-submission of some of the 2000-2001 Title IX forms or need additional information on your athletic programs. Please submit this information by the date requested if this is applicable.

Remember your permanent Title IX file at the school must be kept current with information pertaining to your athletics program. Copies of all KHSAA required documents should be part of this file and are subject to Open Records requests.

Should you need any further information, please do not hesitate to call anytime.

Memo

To: KHSAA Member School Superintendents, Principals, and Athletic Directors

From: Louis Stout, Commissioner *(Signature)*  
Brigid L. Devries, Executive Assistant Commissioner *(Signature)*

Date: May 12, 2001

RE: 2001 Title IX Forms Submission

School Montgomery Co. Reviewed By PAUL W. CATLETT

The following is a status report regarding the required 2000 - 2001 Title IX submission of forms due in to the KHSAA office by April 15, 2001. Appropriate audit personnel have reviewed these forms and the following is a summary of this review.

I. Checklist of Forms properly submitted in a satisfactory manner:

- GE 19 (Annual Verification)
- T-1 (Summary Program Chart 1)
- T-2 (Summary Program Chart 2)
- T-3 (Summary Program Chart 3)
- T-4 (Summary Program Chart 4)
- T-41 (Checklist - Overall Interscholastic Program)
- T-60 (Corrective Action Plan)
- T-63 (Interscholastic Survey Results)

II. Status

A.  2000 - 2001 Forms are satisfactory and no further information or action is necessary at this time.

B.  Errors have been noted with respect to the following forms and corrected copies are being returned to you for placement in your Title IX file to ensure proper submission in the future.

T-4 (see attached) Please place the corrected information in your file. No further action necessary.

C.  The following forms were omitted and must be submitted by school representatives.

D.  Other Recommendation and Comments:

Re-submit T-60 with a definite timetable or date for implementation regarding improvements to the athletic field by June 15, 2001

All other materials or information requested as a result of January 11, 2001 Audit visit has been submitted.

Thank you for your hard work

**ACCOMMODATION OF INTERESTS AND ABILITIES**  
**SUMMARY PROGRAM CHART 4**

**Levels of Competition Test One**

Team Levels		
Total Number of Athletics Participants in All Levels	GIRLS	BOYS
1. Number of Varsity Teams Offered	7	8
2. Number of Participants on all Varsity Teams	95	111
3. Percentage of Total Varsity Participants By Sex	53	60
4. Total Number of Participants At All Levels	179	185
5. Number of Junior Varsity Teams Offered	4	4
6. Number of Participants on all Junior Varsity Teams	73	65
7. Percentage of Total Junior Varsity Participants By Sex	41	35
8. Number of Freshman Teams Offered	1	1
9. Numbers of Participants on all Freshman Teams	11	9
10. Percentage of Total Freshman Participants By Sex	.06	.05

- 1) Determine the number of teams at the varsity, junior varsity, and freshman levels for boys and girls. (#1, 5, 8) 6.1
- 2) Determine the total number of participants for boys and girls at each competitive level. (#2, 6, 9) 4.8
- 3) Calculate the percentage of female and male participants at each level. (3, 6, 9) 5.0  
 Example: Take the total number of female participants from the Summary Program Chart 1 (form T-1) and divide it into the number of total participants for each level, varsity, junior varsity and freshman levels. Perform the same calculation for male participants. For example, if there are a total of 300 female participants, and 180 girls are on varsity teams, 80 girls on junior varsity teams, and 40 girls on freshman teams, then 60% of girls' participation opportunities are at the varsity level (180 divided by 300), 27% are at the junior varsity level (80 divided by 300), and 13% are at the freshman level (40 divided by 300). If there are a total of 400 male participants, and 250 participate at the varsity level, 100 boys participate on junior varsity teams, and 50 boys participate on freshman teams, then 63% of boys participate at the varsity level (250 divided by 400), 25% compete at the junior varsity level (100 divided by 400), and 13% compete at the freshman level (50 divided by 400).

Signature: *Lowell B. King* Date: 3-19-01

School Year: 2000-2001  
 Signature: [Signature]  
 Date: 7-19-01

TITLE IX  
CORRECTIVE ACTION PLAN

To utilize this form indicate the intended area which needs corrective action and the suggested change time table for implementation. You may copy this form as needed. Please attach corrective action plans along with audit forms and submit by April 15, 2001.

ITEM FOR CORRECTION	SUGGESTED CHANGE	TIME TABLE FOR CORRECTIVE ACTION
Travel + Per Diem Allowances	ALL records of expenditures from school + boosters will be kept on file	2001 - 2002
Locker Room, Practice + Competitive Facilities	Post a workout schedule for boys' + girls sports in the weight room - Baseball lights + improvements SOFTBALL SOCCER	Time table needed for implementation with a proposed date.
Medical + Training Facilities and Services	Contract with U.K. Spurs Med.	
Substantial Proprietary	Added Volleyball VAR. + J.V.	2001 - 2002
Coaching	As a coaching job becomes vacant we will strive to fill it with the best coach available to us.	2001 - 2002

MONTGOMERY CO. HIGH SCHOOL

KHSAA

TITLE IX REPORT

2001

APR 05 2001

APRIL 15



**KENTUCKY HIGH SCHOOL ATHLETIC ASSOCIATION  
ANNUAL VERIFICATION OF TITLE IX PROCEDURES  
(To be submitted by April 15, 2001 along with other required forms)**

The Montgomery County High School, Mt. Sterling, Kentucky  
(Name of High School) (City)

certifies to the Kentucky High School Athletic Association that the following is an accurate and true representation of the facts surrounding compliance with Title 20, U.S.C. Titles 1681-1688, et. Seq. (also known as Title IX)

**I certify the following provisions in accordance with records at the school contained in the permanent Title IX file, and to the best of my knowledge have completed the following tasks. (All boxes must be checked)**

- Established a gender equity committee at the high school. (list committee personnel provide attachment if necessary)

Name	Address	Phone	Title
<u>Phil Rison</u>	<u>1914 Heather Way</u>	<u>497-0022</u>	<u>Asst. Principal/Athletic Director</u>
<u>Lowell King</u>	<u>209 Maple Leaf Court</u>	<u>498-6123</u>	<u>Teacher/Athletic Director</u>
<u>Jennifer Ratliff</u>	<u>Maysville Rd.</u>	<u>498-1516</u>	<u>Board Member</u>
<u>Michael Johnson</u>	<u>30 Samuels Ave.</u>	<u>498-4748</u>	<u>Teacher/Coach</u>
<u>Dawn Hesselbrock Justice</u>	<u>108 McGinnis Ln.</u>	<u>497-9784</u>	<u>Teacher/Coach</u>
<u>Barry Follett</u>	<u>1205 Shadelawn</u>	<u>498-6078</u>	<u>Teacher/Coach</u>
<u>Derrick Carty</u>	<u>3248 East Fork Rd.</u>	<u>768-6528</u>	<u>Student - Male</u>
<u>Elizabeth (Izzy) Moore</u>	<u>1411 Green leaf Ct.</u>	<u>498-6068</u>	<u>Student -Female</u>




- Scheduled a minimum of three meetings during the 2000-2001 school year on the following dates:  
Sept. 14, 2000; December 7, 2000; January 11, 2001; May 10, 2001

- Designated the following person as the Title IX coordinator for the school:

<u>Phil Rison</u>	<u>Asst. Principal/AD</u>	<u>724 Woodford Drive</u>	<u>859-497-8765</u>
Name	Title	Address	Phone

- School personnel is continuing to make periodic reviews of the boys and girls athletics program reflected in the Corrective Action Plan.

- In addition to the above information, the above referenced school maintains a complete permanent file relative to Title IX records including copies of the self-assessment audit, all corrective action plans, and other related materials.

 (School Authorized Signature)	<u>Asst. Principal/Athletic Director</u> Position (Principal, Designated Rep)	<u>April 3, 2001</u> (Date)
 (Superintendent Signature)	 (School Board Chairperson)	

ACCOMMODATION OF INTERESTS AND ABILITIES

SUMMARY PROGRAM CHART I

Participation Opportunities Test One

Program	Enrollment (1)	Percentage of Total Enrollment (3)	Number of Interscholastic Participants (double and triple count) (4)	Percent of Total Participation (5)
GIRLS	537	50.5	179	49.2
BOYS	526	49.5	185	50.8
Totals (2)	1063	100%	364	100%

Instructions:

- 1) Determine the total number of girls enrolled.  
Determine the total number of boys enrolled.
- 2) Add the total number of girls and boys enrolled to determine total enrollment.
- 3) Calculate the percentage of total enrollment that is female. Calculate the percentage of total enrollment that is male.
- 4) Ask the head coaches to review the most updated eligibility or squad lists for their teams. Ask coaches to confirm the names of those individuals who are on the team as of the first date of competition, and cross out the names of those who were cut from the team or quit the team prior to the first competitive event. Determine the total number of interscholastic athletics participants that are girls. In order to determine the total number of athletics participants an individual should be counted each time he or she participates on a team. For example, if Jane Doe competes on the varsity volleyball team, the junior varsity volleyball team, the junior varsity basketball team, and the varsity softball team, she should be counted as four participants (do not include club or intramural sports participants or cheerleaders). Calculate the same way for boys and girls.
- 5) Calculate the percentage of female participation (column 1) based on information from (column 4).  
  
Calculate the percentage of male enrollment (column 1) based on information from (column 4).

Note: While being within three percent is not a formal compliance standard; if the percent listed in column 5 is within 3% of column 3 then it provides a good target within which compliance is likely.

Signature: Lowell B. King Date: 3-19-01

**ACCOMMODATION OF INTERESTS AND ABILITIES**  
**SUMMARY PROGRAM CHART 2**

**Participation Opportunities Test Two**

Program	Number of Teams Currently Offered (1)	Number of Teams Added in Last Five Years (2)	Number of Participants Added in Last Five Years (3)	Percent of Total Participation By Sex (4)
GIRLS	varsity:	7	0	0
	j.v.:	4	3	55
	frosh:	1	1	10
	other:	0	0	0
	total:	12	4	65
BOYS	varsity:	8	0	0
	j.v.:	4	0	0
	frosh:	1	-1	0
	other:	0	0	0
	total:	13	0	0

- 1) Calculate the number of interscholastic teams offered for girls at each competitive level (for example, varsity, junior varsity, and freshman levels).
- 2) Calculate the number of interscholastic teams that have been added in the last five years at each competitive level.
- 3) Determine the total number of participants that are currently on the teams that were added in the last five years.
- 4) Calculate the percentage of participants that have been added in the last five years. For example, if girls' varsity soccer (22 participants), junior varsity soccer (18 participants), junior varsity golf (8 participants), and freshman softball (15 participants) have been added in the last five years, then 63 participation opportunities have been added for girls. If the total number of female participants in the program is 300, taken from form T-1, column 4 then 21% of the current opportunities (63 of 300) have been added in the last five years. Note: The total number of male/female participants should be the same as item 4 on Summary Program Chart 1 on form T-1.

Note: If the percentage of current female participants added in the last five years is 25% or greater, compliance with test two may be possible. If less than 25%, then compliance with test three should be analyzed. CAUTION: 25% is not a formal compliance standard. The count shall be taken on the first day of competition for students that are officially members of the team.

Signature: Phil Rasmussen  
Lowell S. King Date: 3-19-01



ACCOMMODATION OF INTERESTS AND ABILITIES

SUMMARY PROGRAM CHART 3

Participation Opportunities Test Three

If girls are underrepresented in the interscholastic athletics program, answer the following questions for girls only. If boys are underrepresented in the interscholastic athletics program, answer the following questions for boys only.	GIRLS		BOYS
1. Is there an intramural team offered in a sport not now available in the interscholastic athletics program? (YES or NO)	NO		
2. For a sport <u>not</u> currently offered, is there sufficient interest to form a viable interscholastic team based on participation on an intramural team or community recreation teams? (YES or NO)	NO		
3. For a sport currently offered, is there enough interest to form a viable team for a junior varsity, freshman, or other interscholastic level that is not currently offered? (YES or NO)	NO		
4. If you answered yes to question one, two, or three, are there enough other high schools in your school's normal competitive region offering the sport and competitive level of sport to constitute enough competition for a reasonable competitive schedule? (YES or NO)			

Signature: Phil Rosen  
Louise L. King Date: 3-19-01

**ACCOMMODATION OF INTERESTS AND ABILITIES  
SUMMARY PROGRAM CHART 4**

**Levels of Competition Test One**

Team Levels		
Total Number of Athletics Participants in All Levels	GIRLS	BOYS
1. Number of Varsity Teams Offered	7	8
2. Number of Participants on all Varsity Teams	95	111
3. Percentage of Total Varsity Participants By Sex	53	60
4. Total Number of Participants At All Levels	179	185
5. Number of Junior Varsity Teams Offered	4	4
6. Number of Participants on all Junior Varsity Teams	73	65
7. Percentage of Total Junior Varsity Participants By Sex	41	35
8. Number of Freshman Teams Offered	1	1
9. Numbers of Participants on all Freshman Teams	11	9
10. Percentage of Total Freshman Participants By Sex	.06	.05

- 1) Determine the number of teams at the varsity, junior varsity, and freshman levels for boys and girls. (#1, 5, 8)
- 2) Determine the total number of participants for boys and girls at each competitive level. (#2, 6, 9)
- 3) Calculate the percentage of female and male participants at each level. (3, 6, 9)  
Example: Take the total number of female participants from the Summary Program Chart 1 (form T-1) and divide it into the number of total participants for each level, varsity, junior varsity and freshman levels. Perform the same calculation for male participants. For example, if there are a total of 300 female participants, and 180 girls are on varsity teams, 80 girls on junior varsity teams, and 40 girls on freshman teams, then 60% of girls' participation opportunities are at the varsity level (180 divided by 300), 27% are at the junior varsity level (80 divided by 300), and 13% are at the freshman level (40 divided by 300). If there are a total of 400 male participants, and 250 participate at the varsity level, 100 boys participate on junior varsity teams, and 50 boys participate on freshman teams, then 63% of boys participate at the varsity level (250 divided by 400), 25% compete at the junior varsity level (100 divided by 400), and 13% compete at the freshman level (50 divided by 400).

Signature: *Lowell S. King* Date: 3-19-01

School Year: 2000-2001  
 Signature: [Signature]  
 Date: 3-19-01

TITLE IX  
CORRECTIVE ACTION PLAN

To utilize this form indicate the intended area which needs corrective action and the suggested change time table for implementation. You may copy this form as needed. Please attach corrective action plans along with audit forms and submit by April 15, 2001.

ITEM FOR CORRECTION	SUGGESTED CHANGE	TIME TABLE FOR CORRECTIVE ACTION
Travel + Per Diem Allowances	All records of expenditures from school + booster will be kept on file	2001-2002
Locker Rooms, Practice + Competitive Facilities	Post a workout schedule for boys' + girls sports in the weight room - Baseball softball soccer lights + improvements Contract with U.K. Sports Mtd.	
Medical + Training Facilities and Services		
Substantial Proportionality	Added Volleyball VAR. + J.V.	2001 - 2002
Coaching	As a coaching job becomes vacant we will strive to fill it with the best coach available to us.	2001-2002



**MONTGOMERY COUNTY HIGH SCHOOL** 724 Woodford Drive Mt. Sterling, Kentucky 40353

(606) 497-8765 FAX: (606) 497-8705

**Shannon White, Principal**

**ASSOCIATE PRINCIPALS:** Cheryl Cooper Phil Rison

**GUIDANCE:** Donna Wilson,  
Arlene Burton, Jon Mansfield

**"STRENGTH IN UNION"**

**DIRECTOR OF ATHLETICS:**

Lowell King - Mens Phil Rison - Womens

March 28, 2001

KHSAA  
C/O Title IX Committee  
2280 Executive Drive  
Lexington, KY 40505

Review Committee:

Montgomery County High School takes great pride in the opportunities that we offer our student athletes, and we will continue to monitor and update our programs' facilities, coaching stipends, budgets, etc. to ensure that we stay Title IX compliant.

The Title IX committee visited our school on January 11, 2001 and met with our gender equity committee. From their audit they have requested the following information: 1) Method of selection of cheerleaders: and 2) Prime Time contests for girls' basketball.

Also they have suggested that we look at travel and per diem allowances, locker rooms, practice and competitive facilities and medical and training facilities and services.

Method of Selection of Cheerleaders:

With the recommendation of the audit committee we have adopted a one team cheerleading squad. There will be no discrepancies of boys or girls squads. All girls will cheer for all teams at Montgomery County.

Prime Time Contest for Girls' Basketball

We feel we have been pro-active in this endeavor and have enclosed several past girls' schedules to show that our girls' basketball program in the past four years has had several prime time opportunities. We are constantly monitoring and adjusting our schedule as contacts are renewed. We currently are playing all district opponents in a boys/girls doubleheader for the 2001-2002 season. We will continue to monitor.

## Corrective Action Plan

### Travel and Per Diem Allowances

All records of expenditures from school and boosters will be kept on file and monitored to maintain a proper balance between teams.

### Locker Rooms, Practice and Competitive Facilities

We will post a workout schedule for boys and girls sports in the weight room. We will continue to strive for lights on our softball and baseball fields. Construction is currently under way for a new soccer field adjacent to our football field. The locker room facility at the softball field is complete and operational.

### Medical and Training Facilities and Services

We currently are trying to get our board to approve a contract with UK Sports Medicine to ensure that we have a trainer available for all student/athletes. The recommended training room will be shared with our nurse's station at the high school.

### Substantial Proportionality

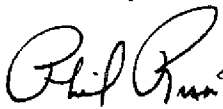
We have added girls' volleyball to start in 2001. They will play all games in our main gym. This makes the offering for boy/girl students the same.

### Coaching

As coaching jobs become vacant we will strive to fill them with the best coach available.

We feel through constant monitoring and adjustments we can continue to maintain the proper equity that should exist between our boys' and girls' programs.

Sincerely,



Phil Rison, CAA  
Assistant Principal/Athletic Director  
Montgomery County High School

Cc: Local Files

INTERSCHOLASTIC ATHLETICS SURVEY  
Summary Of Student Responses

Instructions:

1. Summarize the Student Athletics Interest Surveys by listing the total number of responses on the line next to each sport.
2. Under the other category please provide a listing of the sports as well as the number of students who are interested in participating.
3. Please sign and date the Summary Form (T-64) and mail the Summary Form only to the KHSAA by April 15, 2001. Do not mail the original.

Date: 3-19-01  
Completed By: J. Powell B. King

Fall Sports (List Total Number of Participation Responses)

135 Football  
109 Girls' Volleyball  
30 Boys' Volleyball  
32 Boys' Cross-Country  
24 Girls' Cross-Country  
16 Girls' Field Hockey  
30 Boys' Golf  
15 Girls' Golf  
47 Boys' Soccer  
80 Girls' Soccer

Winter Sport (List Total Number of Responses)

132 Boys' Basketball  
60 Girls' Basketball  
10 Boys' Swimming & Diving  
62 Girls' Swimming & Diving  
100 Boys' Wrestling  
42 Girls' Gymnastics  
35 Boys' Indoor Track  
30 Girls' Indoor Track

Spring Sport (List Total Number of Responses)

30 Boys' Track  
45 Girls' Track  
47 Girls' Tennis  
20 Boys' Tennis  
24 Girls' Slow Pitch Softball  
60 Girls' Fast Pitch Softball  
80 Boys' Baseball

Other Sports (From Survey Question 10)

Name of Sport	Number of Students Interested In Participating
Rugby	5
Boxing	3
Dance	5
Paintball	3

Number of Students who participate in Intramural Sports. (From Survey Question 5)

Sport	Number
Boys Basketball	45
Girls Basketball	25
Bowling	5
Cheerleading	5
Baseball	20
Softball	20

List Intramural Sports students are interested in adding: (From Survey Question 6)

Sport	Number
Football	9
Lacrosse	3
Rugby	9
Wrestling	6
Boxing	4
Gymnastics	5

Participation in Non-School Sports Activities (From Survey Question 7)

Sport	Number
Indoor Soccer - B	10
Indoor Soccer - G	10
Gymnastics	5
Paintball	3
Hockey	4
Basketball A/G	40

Reasons for not participating in interscholastic athletics. (From Survey Question 8)

Response	Number
<u>38</u> I prefer other activities such as band, chorus, etc.	
<u>85</u> I don't have time	
<u>20</u> The practice schedules and game times are inconvenient	
<u>17</u> The sport I like isn't offered	
<u>16</u> It's too expensive	
<u>15</u> I prefer to participate in club or intramural sports	
<u>50</u> Working	
<u>10</u> Other	

Student Suggestions to encourage participation

Transportation to and from practices + games

Less homework

more school spirit

Lessen expenses

\_\_\_\_\_

\_\_\_\_\_

Phil Ross  
Lowell S. King  
Signature

3-19-01  
Date



35-2

27-1 Res Season

40th District Champions

1996-97 10th Region Champions

# Montgomery County Lady Indians

## 1997 - 1998 Basketball Schedule

Dist.  
Estill - ✓  
Clark - ✓  
Rasie

Fleming  
Harrison  
B. B. Covert

### DECEMBER

4-6	W-11 L-1	Jr. Ach. Womens Shootout	AWAY	TBA
11	W	Rowan County	HOME ✓	6:30
13	SAT	DEFENDER CLASSIC <i>Dunbar</i>	AWAY	TBA

19-23	W-5 SAT	Berea Holiday Tour. <i>Bell co W Garro DCO-</i>	AWAY	TBA
-------	------------	--	------	-----

Stat  
PRP - W  
W. Carter - L  
Bran co - L  
E. Tom - L

### JANUARY

1-3	W-3 SAT	ASHLAND INV. TOUR.	AWAY	TBA
-----	------------	--------------------	------	-----

6-10	W-5 SAT	FAMOUS RECIPE	AWAY	TBA
------	------------	---------------	------	-----

15	W	East Carter	HOME ✓	6:30/8:00
17	SAT	Mason County	HOME ✓	6:30/8:00
19	W	Harrison County	AWAY	6:00/7:30

23	Fri	Estill	HOME ✓	6:30
26	W	West Carter	AWAY	6:00/7:30

### FEBRUARY *Bath Co*

2	W	Clark County	AWAY	6:00/7:30
5	W	Bryan Station	HOME ✓	6:30/8:00
7	SAT	<del>Bishop Brossart</del>	<del>HOME</del>	<del>6:30/8:00</del>
		<del>Bourbon County</del>	<del>HOME</del>	<del>6:30/8:00</del>
16	W	Powell County <i>PAWEL</i>	HOME ✓	6:30/8:00
19	W	Ashland	AWAY	6:00/7:30

Head Coach: Mike Kindred Asst. Coaches: Mark Crain, Tracey Kindred, Sandi Eden  
General Manager: Lea Prewitt

# 1998 - 1999 Montgomery Co. Lady Indians

Dist., 10th Region & State Runner up Champions \*

Nov. 30	Nicholas County	Away	6:00 / 7:30
Dec. 3	Scott County	Home	6:30 / 8:00
8	Estill County *	Away	6:00
12	<del>SAT</del> Bryan Station Classic	Away	TBA
14	Rowan County	Away	6:00 / 7:30
15	Bath County *	Away	6:00 / 7:30
18-22	Berea Holiday Tournament <del>SAT</del>	Away	TBA
27-29	Pickerington (Ohio) Tournament <del>SAT/Sun</del>	Away	TBA
Jan. 5	Paris *	Home	6:30
7	Mason County	Away	6:00 / 7:30
11	Lexington Christian	Away	6:00 / 7:30
14	East Carter	Away	6:00 / 7:30
18	Harrison	Home	6:30 / 8:00
23	<del>SAT</del> Elizabethtown	Home	6:00 / 7:30
25	West Carter	Home	6:30 / 8:00
29-30	Louisville Invitational Tournament <del>SAT</del>	Away	TBA
Feb. 1	Clark County	Home	6:30 / 8:00
4	Berea	Home	6:30 / 8:00
6	<del>SAT</del> Leslie County	Home	1:00 / 2:30
8	Bourbon County	Home	6:00 / 7:30
18	Ashland	Home	6:30 / 8:00

\* Denotes Boy/Girl Doubleheader

Head Coach: Hopye Newkirk Asst. Coach: Mark Allen Crain, Lea Prewitt

Principal: Shannon White Assistant Principals: Phil Rison, Jerry Green Athletic Director: Phil Rison

# Montgomery Co. Girls

## 1999 -2000 Basketball Schedule

Nov. 27		Hoop - A Rama at East Carter			
Nov. 29	Monday	Nicholas County	Home	6:30	W
Dec. 2	Thursday	Scott County	Away	6:00	W
Dec. 6	Monday	* Estill County	Home	6:30	L
Dec. 9	Thursday	Bath County	Home	6:30	W
Dec. 13	Monday	Rowan County	Home	6:30	W
17,18,19,20, & 21		Lady Pirate Inv.	Away	T.B.A.	
Jan. 3	Monday	Paris	Away	6:00	W
Jan. 6	Thursday	Mason County	Home	6:30	W
Jan. 8	Saturday	Ashland Kitten Inv.	Away	T.B.A.	W
Jan. 10	Monday	Lexington Christian	Home	6:30	W
Jan. 13	Thursday	East Carter	Away	6:00	W
Jan. 15	Saturday	Ashland Kitten Inv.	Away	T.B.A.	L
Jan. 17	Monday	Harrison County	Away	6:00	L
Jan. 20	Thursday	Breathitt County	Home	6:30	L
Jan 25	Tuesday	*Estill County	Away	6:00	L
Jan. 29	Saturday	Bracken County	Home	6:30	W
Jan. 31	Monday	Clark County	Away	6:00	L
Feb. 3	Thursday	Berea	Away	6:00	W
Feb. 7	Monday	Bourbon County	Away	6:00	W
Feb. 12	Saturday	Jackson County	Home	6:30	L
Feb. 14	Monday	St. Patrick	Home	6:30	W
Feb. 17	Thursday	Ashland	Away	6:00	W
Feb. 21	Monday	West Carter	Away	6:00	L
Feb. 24	Thursday	Madison Central	Home	6:30	L

L - ESTILL - 52-40 15-12

\* Denotes Girl Boy Double Header Dist. Estill CC - #3

## Montgomery County Lady Indians

### 2000 - 2001 Basketball Schedule

<u>Date</u>	<u>Day</u>	<u>Opponent</u>	<u>Site</u>	<u>Time</u>
<b>November</b>				
27	Monday	Nicholas County	Carlisle	6:00 p.m.
30	Thursday	Scott County	<b>Home</b>	6:30 p.m.
<b>December</b>				
5	Tuesday	Estill County	Irvine	6:00 p.m.
9	Saturday	Covington Holmes		
		Shoot-Out vs Boone Co	Covington	1:00 p.m.
11	Monday	Rowan County	Morehead	6:00 p.m.
14	Thursday	Lexington Catholic	<b>Home</b>	6:30 p.m.
18	Monday	Bath County	Owingsville	6:00 p.m.
20-23	Wed. - Thur	Lexington Catholic Invitational	Lexington	TBA
28-30	Thur. - Sat.	Rockcastle Invitational	Mt. Vernon	TBA
<b>January</b>				
4	Thursday	Mason County	Maysville	6:00 p.m.
8	Monday	Lexington Christian	Lexington	6:00 p.m.
15	Monday	Paris	<b>Home</b>	6:30 p.m.
18	Thursday	Breathitt County	Jackson	6:00 p.m.
22	Monday	Harrison County	<b>Home</b>	6:30 p.m.
29	Monday	Clark County	<b>Home</b>	6:30 p.m.
<b>February</b>				
3	Saturday	Belfry	<b>Home</b>	6:30 p.m.
5	Monday	Bourbon County	<b>Home</b>	6:30 p.m.
8	Thursday	Madison Southern	<b>Home</b>	6:30 p.m.
12	Monday	Maysville St. Patrick	Maysville	6:00 p.m.
16	Friday	Jackson County	McKee	6:00 p.m.
19	Monday	West Carter	<b>Home</b>	6:30 p.m.
22	Thursday	Madison Central	Richmond	6:00 p.m.

Head Coach: Glen Conyers  
 Assistant Coaches: Katrina Goodrich, Darnella Bradley, Carolyn Phillips  
 Principal: Shannon White  
 Assistant Principals: Phil Rison, Cheryl Cooper  
 Athletic Director: Phil Rison, Lowell King  
 District: 40th  
 Region: 10th

## 2000-2001 KHSAA TITLE IX ATHLETICS AUDIT

### Checklist - Overall Interscholastic Athletics Program

Areas of Compliance	ADVANTAGE TO		
	GIRLS' PROGRAM	BOYS' PROGRAM	NEITHER PROGRAM (Compliance)
Opportunities		✓	
Equipment and Supplies			✓
Scheduling of Games and Practice Time			✓
Travel and Per Diem Allowances			✓
Coaching		✓	
Locker Rooms, Practice and Competitive Facilities		✓	
Medical and Training Facilities and Services			✓
Publicity			✓
Support Services			✓
Athletic Scholarships**			N/A
Tutoring**			N/A
Housing and Dining Facilities and Services**			N/A
Recruitment of Student Athletes**			N/A

\*\* Athletic scholarships, tutoring specifically for athletes, housing and dining facilities and services, and recruitment of student athletes are usually not relevant at the high school level.

Signature: *John King*  
Lowell King

Date: 3-19-01