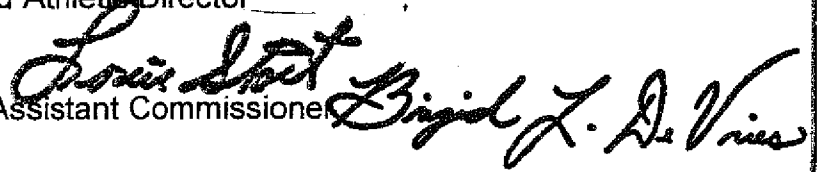


# Kentucky High School Athletic Association

To: Superintendent, Principal, and Athletic Director \_\_\_\_\_

From: Louis Stout, Commissioner  
Brigid L. DeVries, Executive Assistant Commissioner



Date: June 5, 2001

Subject: Review of 2000-2001 Title IX Forms

Enclosed please find a copy of a review of the 2000-2001 Title IX Forms, submitted by your school. A copy of this information must be included in your permanent Title IX file at your school. In addition, you may find an attachment with corrected copies of the forms submitted by your school personnel. Please review this information so the forms can be completed accurately in the future.

Also, KHSAA Audit Staff may have requested a re-submission of some of the 2000-2001 Title IX forms or need additional information on your athletic programs. Please submit this information by the date requested if this is applicable.

Remember your permanent Title IX file at the school must be kept current with information pertaining to your athletics program. Copies of all KHSAA required documents should be part of this file and are subject to Open Records requests.

Should you need any further information, please do not hesitate to call anytime.

Memo

To: KHSAA Member School Superintendents, Principals, and Athletic Directors

From: Louis Stout, Commissioner *LS*  
Brigid L. Devries, Executive Assistant Commissioner *B.L.D.*

Date: May 30, 2001

RE: 2001 Title IX Forms Submission

School Newport Reviewed By GARY W. LAWSON (502) 875-3817

The following is a status report regarding the required 2000 - 2001 Title IX submission of forms due in to the KHSAA office by April 15, 2001. Appropriate audit personnel have reviewed these forms and the following is a summary of this review.

I. Checklist of Forms properly submitted in a satisfactory manner.

- |   |  |
|---|--|
| <input checked="" type="checkbox"/> GE 19 (Annual Verification)   | <input checked="" type="checkbox"/> T-4 (Summary Program Chart 4)                      |
| <input checked="" type="checkbox"/> T-1 (Summary Program Chart 1) | <input checked="" type="checkbox"/> T-41 (Checklist - Overall Interscholastic Program) |
| <input checked="" type="checkbox"/> T-2 (Summary Program Chart 2) | <input checked="" type="checkbox"/> T-60 (Corrective Action Plan)                      |
| <input checked="" type="checkbox"/> T-3 (Summary Program Chart 3) | <input checked="" type="checkbox"/> T-63 (Interscholastic Survey Results)              |

II. Status

A.  2000 - 2001 Forms are satisfactory and no further information or action is necessary at this time.

B.  Errors have been noted with respect to the following forms and corrected copies are being returned to you for placement in your Title IX file to ensure proper submission in the future.

*(1) Errors in T-1 form are corrected on attachment. Please place corrected data in your Title IX file.*

C.  The following forms were omitted and must be submitted by school representatives.

D.  Other Recommendation and Comments:

*(1) The total number of participants listed on T-4 should equal the number listed on T-1 form. Please correct the form that is in error and place in your Title IX file.*

**ACCOMMODATION OF INTERESTS AND ABILITIES**

**SUMMARY PROGRAM CHART 1**

**Participation Opportunities Test One**

Program	Enrollment (1)	Percentage of Total Enrollment (3)	Number of Interscholastic Participants (double and triple count) (4)	Percent of Total Participation (5)
GIRLS	304	51	94	31%
BOYS	292	49	144	48%
Totals (2)	596	100%	100%	100

→ 39.5%  
(94 ÷ 238 =)  
→ 60.5%  
(144 ÷ 238 =)  
→ 100%

**Instructions:**

- Determine the total number of girls enrolled.  
Determine the total number of boys enrolled.
- Add the total number of girls and boys enrolled to determine total enrollment.
- Calculate the percentage of total enrollment that is female. Calculate the percentage of total enrollment that is male.
- Ask the head coaches to review the most updated eligibility or squad lists for their teams. Ask coaches to confirm the names of those individuals who are on the team as of the first date of competition, and cross out the names of those who were cut from the team or quit the team prior to the first competitive event. Determine the total number of interscholastic athletics participants that are girls. In order to determine the total number of athletics participants an individual should be counted each time he or she participates on a team. For example, if Jane Doe competes on the varsity volleyball team, the junior varsity volleyball team, the junior varsity basketball team, and the varsity softball team, she should be counted as four participants (do not include club or intramural sports participants or cheerleaders). Calculate the same way for boys and girls.

- Calculate the percentage of female participation (column 1) based on information from (column 4).

Calculate the percentage of male enrollment (column 1) based on information from (column 4).

Note: While being within three percent is not a formal compliance standard; if the percent listed in column 5 is within 3% of column 3 then it provides a good target within which compliance is likely.

Signature: Jill Patterson Date: 4/6/01

**ACCOMMODATION OF INTERESTS AND ABILITIES**  
**SUMMARY PROGRAM CHART 4**

**Levels of Competition Test One**

Team Levels		
Total Number of Athletics Participants in All Levels	GIRLS	BOYS
1. Number of Varsity Teams Offered	5	5
2. Number of Participants on all Varsity Teams	59	12
3. Percentage of Total Varsity Participants By Sex	63	50
4. Total Number of Male Participants At All Levels		144
5. Number of Junior Varsity Teams Offered	3	3
6. Number of Participants on all Junior Varsity Teams	19	40
7. Percentage of Total Junior Varsity Participants By Sex	20	28
8. Number of Freshman Teams Offered	1	2
9. Numbers of Participants on all Freshman Teams	6	32
10. Percentage of Total Freshman Participants By Sex	6	72

- Determine the number of teams at the varsity, junior varsity, and freshman levels for boys and girls. (#1, 5, 8) 84  
*The total number of participants (#2 + #19 + #6) should equal total number of participants listed on T-1 form (94).*
- Determine the total number of participants for boys and girls at each competitive level. (#2, 6, 9)
- Calculate the percentage of female and male participants at each level. (3, 6, 9)  
 Example: Take the total number of female participants from the Summary Program Chart 1 (form T-1) and divide it into the number of total participants for each level, varsity, junior varsity and freshman levels. Perform the same calculation for male participants. For example, if there are a total of 300 female participants, and 180 girls are on varsity teams, 80 girls on junior varsity teams, and 40 girls on freshman teams, then 60% of girls' participation opportunities are at the varsity level (180 divided by 300), 27% are at the junior varsity level (80 divided by 300), and 13% are at the freshman level (40 divided by 300). If there are a total of 400 male participants, and 250 participate at the varsity level, 100 boys participate on junior varsity teams, and 50 boys participate on freshman teams, then 63% of boys participate at the varsity level (250 divided by 400), 25% compete at the junior varsity level (100 divided by 400), and 13% compete at the freshman level (50 divided by 400).

Signature: *Jarrell Hatten* Date: 4/6/01

APR 09 2001

KHSAA Form GE19  
Rev. 12/00



### KENTUCKY HIGH SCHOOL ATHLETIC ASSOCIATION ANNUAL VERIFICATION OF TITLE IX PROCEDURES

(To be submitted by April 15, 2001 along with other required forms)

The Newport High School, Newport, Kentucky  
(Name of High School) (City)

certifies to the Kentucky High School Athletic Association that the following is an accurate and true representation of the facts surrounding compliance with Title 20, U.S.C. Titles 1681-1688, et. Seq. (also known as Title IX)

I certify the following provisions in accordance with records at the school contained in the permanent Title IX file, and to the best of my knowledge have completed the following tasks. (All boxes must be checked)

- Established a gender equity committee at the high school. (list committee personnel provide attachment if necessary)

Name	Address	Phone	Title
MARY CLARK	Newport	291-8139	Npt Bd member
FRANK BEANS	Newport	292-3030	Athletic Coordinator
ROY LUCAS	Newport	431-7111	Head Football
BOB JONES	Newport	292-3023	Head Basketball Boys
AZIZ RUSSELL	Newport	292-3023	Head Basketball Girls
Shelly Higley	Newport	292-3023	Head Volleyball Girls
MARLYN GALVIN	Newport	292-3040	Special Ed. Coordinator
GRAHAM BROWN	Newport	292-3017	Assistant Baseball

- Scheduled a minimum of three meetings during the 2000-2001 school year on the following dates:

Aug 21, 2000

Feb 2, 2001

April 3, 2001

- Designated the following person as the Title IX coordinator for the school:

<u>Jack Patterson</u>	<u>Principal</u>	<u>Newport</u>	<u>292-3023</u>
Name	Title	Address	Phone

- School personnel is continuing to make periodic reviews of the boys and girls athletics program reflected in the Corrective Action Plan.

- In addition to the above information, the above referenced school maintains a complete permanent file relative to Title IX records including copies of the self-assessment audit, all corrective action plans, and other related materials.

Jack Patterson  
(School Authorized Signature)

Principal  
Position (Principal, Designated Rep)

April 6, 2001  
(Date)

Don L. Sullivan  
(Superintendent Signature)

Pete Turner  
(School Board Chairperson)

**ACCOMMODATION OF INTERESTS AND ABILITIES**

**SUMMARY PROGRAM CHART 1**

**Participation Opportunities Test One**

Program	Enrollment (1)	Percentage of Total Enrollment (3)	Number of Interscholastic Participants (double and triple count) (4)	Percent of Total Participation (5)
GIRLS	304	51	94	31%
BOYS	292	49	144	48%
<b>Totals (2)</b>	<b>596</b>	<b>100%</b>	<b>100%</b>	

Instructions:

- 1) Determine the total number of girls enrolled.  
Determine the total number of boys enrolled.
- 2) Add the total number of girls and boys enrolled to determine total enrollment.
- 3) Calculate the percentage of total enrollment that is female. Calculate the percentage of total enrollment that is male.
- 4) Ask the head coaches to review the most updated eligibility or squad lists for their teams. Ask coaches to confirm the names of those individuals who are on the team as of the first date of competition, and cross out the names of those who were cut from the team or quit the team prior to the first competitive event. Determine the total number of interscholastic athletics participants that are girls. In order to determine the total number of athletics participants an individual should be counted each time he or she participates on a team. For example, if Jane Doe competes on the varsity volleyball team, the junior varsity volleyball team, the junior varsity basketball team, and the varsity softball team, she should be counted as four participants (do not include club or intramural sports participants or cheerleaders). Calculate the same way for boys and girls.
- 5) Calculate the percentage of female participation (column 1) based on information from (column 4).  
  
Calculate the percentage of male enrollment (column 1) based on information from (column 4).

Note: While being within three percent is not a formal compliance standard; if the percent listed in column 5 is within 3% of column 3 then it provides a good target within which compliance is likely.

Signature: Jack Patterson Date: 4/6/01

**ACCOMMODATION OF INTERESTS AND ABILITIES**  
**SUMMARY PROGRAM CHART 2**

**Participation Opportunities Test Two**

Program	Number of Teams Currently Offered (1)	Number of Teams Added in Last Five Years (2)	Number of Participants Added in Last Five Years (3)	Percent of Total Participation By Sex (4)
GIRLS	varsity:	1	11	12%
	j.v.:			
	frosh:			
	other:			
	total:	1	11	12%
BOYS	varsity:	1	5	3%
	j.v.:			
	frosh:			
	other:			
	total:	1	5	3%

- 1) Calculate the number of interscholastic teams offered for girls at each competitive level (for example, varsity, junior varsity, and freshman levels).
- 2) Calculate the number of interscholastic teams that have been added in the last five years at each competitive level.
- 3) Determine the total number of participants that are currently on the teams that were added in the last five years.
- 4) Calculate the percentage of participants that have been added in the last five years. For example, if girls' varsity soccer (22 participants), junior varsity soccer (18 participants), junior varsity golf (8 participants), and freshman softball (15 participants) have been added in the last five years, then 63 participation opportunities have been added for girls. If the total number of female participants in the program is 300, taken from form T-1, column 4 then 21% of the current opportunities (63 of 300) have been added in the last five years. Note: The total number of male/female participants should be the same as item 4 on Summary Program Chart 1 on form T-1.

Note: If the percentage of current female participants added in the last five years is 25% or greater, compliance with test two may be possible. If less than 25%, then compliance with test three should be analyzed. CAUTION: 25% is not a formal compliance standard. The count shall be taken on the first day of competition for students that are officially members of the team.


Signature: \_\_\_\_\_

Date: \_\_\_\_\_

**ACCOMMODATION OF INTERESTS AND ABILITIES****SUMMARY PROGRAM CHART 3****Participation Opportunities Test Three**

If girls are underrepresented in the interscholastic athletics program, answer the following questions for girls only. If boys are underrepresented in the interscholastic athletics program, answer the following questions for boys only.	GIRLS		BOYS
1. Is there an intramural team offered in a sport not now available in the interscholastic athletics program? (YES or NO)	NO		NO
2. For a sport <u>not</u> currently offered, is there sufficient interest to form a viable interscholastic team based on participation on an intramural team or community recreation teams? (YES or NO)	NO		NO
3. For a sport currently offered, is there enough interest to form a viable team for a junior varsity, freshman, or other interscholastic level that is not currently offered? (YES or NO)	NO		NO
4. If you answered yes to question one, two, <u>or</u> three, are there enough other high schools in your school's normal competitive region offering the sport and competitive level of sport to constitute enough competition for a reasonable competitive schedule? (YES or NO)			

Signature:



Date:

4/6/01



**ACCOMMODATION OF INTERESTS AND ABILITIES**  
**SUMMARY PROGRAM CHART 4**

**Levels of Competition Test One**

Team Levels		
Total Number of Athletics Participants in All Levels	GIRLS	BOYS
1. Number of Varsity Teams Offered	5	5
2. Number of Participants on all Varsity Teams	59	72
3. Percentage of Total Varsity Participants By Sex	63	50
4. Total Number of Male Participants At All Levels		144
5. Number of Junior Varsity Teams Offered	3	3
6. Number of Participants on all Junior Varsity Teams	19	40
7. Percentage of Total Junior Varsity Participants By Sex	20	28
8. Number of Freshman Teams Offered	1	2
9. Numbers of Participants on all Freshman Teams	6	32
10. Percentage of Total Freshman Participants By Sex	6	72

- 1) Determine the number of teams at the varsity, junior varsity, and freshman levels for boys and girls. (#1, 5, 8)
- 2) Determine the total number of participants for boys and girls at each competitive level. (#2, 6, 9)
- 3) Calculate the percentage of female and male participants at each level. (3, 6, 9)  
Example: Take the total number of female participants from the Summary Program Chart 1 (form T-1) and divide it into the number of total participants for each level, varsity, junior varsity and freshman levels. Perform the same calculation for male participants. For example, if there are a total of 300 female participants, and 180 girls are on varsity teams, 80 girls on junior varsity teams, and 40 girls on freshman teams, then 60% of girls' participation opportunities are at the varsity level (180 divided by 300), 27% are at the junior varsity level (80 divided by 300), and 13% are at the freshman level (40 divided by 300). If there are a total of 400 male participants, and 250 participate at the varsity level, 100 boys participate on junior varsity teams, and 50 boys participate on freshman teams, then 63% of boys participate at the varsity level (250 divided by 400), 25% compete at the junior varsity level (100 divided by 400), and 13% compete at the freshman level (50 divided by 400).

Signature: \_\_\_\_\_

Date: 4/6/01

School Year: 2000-01  
 Signature: [Signature]  
 Date: 11/16/01

**TITLE IX  
CORRECTIVE ACTION PLAN**

To utilize this form indicate the intended area which needs corrective action and the suggested change time table for implementation. You may copy this form as needed. Please attach corrective action plans along with audit forms and submit by April 15, 2001.


ITEM FOR CORRECTION	SUGGESTED CHANGE	TIME TABLE FOR CORRECTIVE ACTION
Girls Tennis	Fall Clinic 2000-01	TV Team Spring of 2001
Girls Golf	Fall Clinic 2001-02 Fall Clinic 2001-02 Spring Clinic 2001-02	Varsity Spring of 2002 Team play Fall of 2002

## 2000-2001 KHSAA TITLE IX ATHLETICS AUDIT

### Checklist - Overall Interscholastic Athletics Program

Areas of Compliance	ADVANTAGE TO		
	GIRLS' PROGRAM	BOYS' PROGRAM	NEITHER PROGRAM (Compliance)
Opportunities			✓
Equipment and Supplies			✓
Scheduling of Games and Practice Time			/
Travel and Per Diem Allowances			/
Coaching			/
Locker Rooms, Practice and Competitive Facilities			/
Medical and Training Facilities and Services			/
Publicity			/
Support Services			/
Athletic Scholarships**			
Tutoring**			
Housing and Dining Facilities and Services**			
Recruitment of Student Athletes**			

\*\* Athletic scholarships, tutoring specifically for athletes, housing and dining facilities and services, and recruitment of student athletes are usually not relevant at the high school level.

Signature:  Date: 4/6/01

**INTERSCHOLASTIC ATHLETICS STUDENT SURVEY**

1. Is the School District offering the interscholastic sport(s) you want to play?

- 72 Yes
- 42 No, I want to play \_\_\_\_\_
- 63 I am not interested in athletics

2. During the **fall season**, which interscholastic sport would you like to play?

- 17 Football
- 61 Girls' Volleyball
- \_\_\_\_\_ Boys' Volleyball
- \_\_\_\_\_ Boys' Cross-Country
- 20 Girls' Cross-Country
- 4 Girls' Field Hockey
- \_\_\_\_\_ Boys' Golf
- 3 Girls' Golf
- \_\_\_\_\_ Boys' Soccer
- 29 Girls' Soccer
- 83 I would not participate

3. During the **winter season**, which interscholastic sport would you like to play?

- \_\_\_\_\_ Boys' Basketball
- 44 Girls' Basketball
- \_\_\_\_\_ Boys' Swimming & Diving
- 47 Girls' Swimming & Diving
- 1 Boys' Wrestling
- 54 Girls' Gymnastics
- 15 Boys' and Girls' Indoor Track
- 69 I would not participate

4. During the **spring season**, which interscholastic sport would you like to play?

- \_\_\_\_\_ Boys' Track
- 38 Girls' Track
- 39 Girls' Tennis
- \_\_\_\_\_ Boys' Tennis
- 49 Girls' Slow Pitch Softball
- 28 Girls' Fast Pitch Softball
- 2 Boys' Baseball
- 72 I would not participate

5. Do you participate in intramural sports? If you do, which sports(s)?

- 13 Yes \_\_\_\_\_
- 174 No

6. Which intramural sports, if any, would you like to see added?

Tennis softball - 90-95% don't answer

7. Do you participate in non-school sport activities? If you do, which sport(s)?  
54 Yes \_\_\_\_\_  
147 No \_\_\_\_\_

8. Are you currently participating in interscholastic athletics during any season?  
58 Yes  
147 No Why don't you participate in interscholastic athletics?  
27 I prefer other activities such as band, chorus, etc.  
43 I don't have time  
7 The practice schedules and game times are inconvenient  
16 The sport I like isn't offered  
4 It's too expensive  
7 I prefer to participate in club or intramural sports  
28 Working  
25 Other  
 \_\_\_\_\_

9. Do you have any suggestions to encourage participation?  
*Question hard to evaluate - examples*  
*(a) offer rewards (b) more knowledge (c) promote athletics in general (d) perceptions -*  
*-majority of girls didn't answer - 90-95%*

10. Please list OTHER SPORTS you are interested in participating in and the sports season.

<u>Sport</u>	<u>Season</u>
<i>95%-98% didn't answer</i>	
<i>refer to front page</i>	

Optional  
 Name: \_\_\_\_\_  
 Age: \_\_\_\_\_  
 Male: \_\_\_\_\_ Female \_\_\_\_\_